

# UNAIDS DATA 2019



### **LAUNCH VERSION**

The full *UNAIDS data 2019*, including region chapters, will be available on the UNAIDS website ahead of the opening of the 10th International AIDS Society Conference on HIV Science.

# CONTENTS

Foreword	2
State of the epidemic	5
Global and regional data	16
Eastern and southern Africa	21
Country tables	22
Western and central Africa	63
Country tables	64
Asia and the Pacific	113
Country tables	114
Latin America	171
Country tables	172
Caribbean	207
Country tables	208
Middle East and North Africa	227
Country tables	228
Eastern Europe and central Asia	267
Country tables	268
Western and central Europe and North America	297
Country tables	298
Annex on methods	365

---

# FOREWORD

The AIDS epidemic has put a spotlight on the many fault lines in society. Where there are inequalities, power imbalances, violence, marginalization, taboos and stigma and discrimination, HIV takes hold.

The AIDS epidemic is changing: in 2018, more than half of all new HIV infections were among key populations—sex workers, people who use drugs, gay men and other men who have sex with men, transgender people and prisoners—and their partners.

Globally, new HIV infections among young women aged 15–24 years were reduced by 25% between 2010 and 2018. This is good news, but of course it remains unacceptable that every week 6000 adolescent girls and young women become infected with HIV. The sexual and reproductive health and rights of women and young people are still too often denied.

Despite the scale of the challenges and the miles we must still travel together in the AIDS response, I am hopeful. The AIDS response has demonstrated what is possible when people organize and assert their rights. Around the world, people living with HIV and civil society have raised their voices and exerted leadership.

When communities organize and people empower each other, oppression can be replaced by rights and access to HIV services can be accelerated. Peer-to-peer counsellors, community health workers, door-to-door service providers, grass-root activists and networks of people living with or affected by HIV all have key roles to play in the response to HIV. As this report shows, community leadership in the AIDS response helps to ensure that HIV services are relevant to, and reach, the people who need them the most.

The world has committed to achieving the 2030 Agenda for Sustainable Development. As part of that, governments must protect and uphold the human rights of everyone. As the eyes and ears of the AIDS response, communities play a critical role in holding decision-makers to account and demanding political leadership.

For me, the AIDS response is about people—the young women who don't know how to keep themselves HIV-free, the men who won't or can't seek out health care, the transgender people who are discriminated against and the hundreds of thousands of people who die each year, even though HIV is preventable and treatable.

It is in our collective power to overcome the barriers that all too often stand in the way of better health—barriers such as user fees and other hidden costs, harmful laws, stigma and discrimination, lack of knowledge and gender-based violence.

**FOR ME, THE AIDS RESPONSE IS ABOUT PEOPLE—  
THE YOUNG WOMEN WHO DON'T KNOW HOW TO KEEP  
THEMSELVES HIV-FREE, THE MEN WHO WON'T OR CAN'T  
SEEK OUT HEALTH CARE, THE TRANSGENDER PEOPLE  
WHO ARE DISCRIMINATED AGAINST AND THE HUNDREDS  
OF THOUSANDS OF PEOPLE WHO DIE EACH YEAR, EVEN  
THOUGH HIV IS PREVENTABLE AND TREATABLE.**

While considerable progress has been made, there is a risk that we will lose momentum. If the world is to be on track to end AIDS by 2030, there must be adequate and predictable financing for development. But, for the first time since 2000, the resources available for the AIDS response globally have declined.

Ending AIDS is a life-saving investment that pays for itself many times over. Increases in donor and domestic funding are crucial. And the Global Fund to Fight AIDS, Tuberculosis and Malaria must be fully funded at its next replenishment.

We have the knowledge and tools we need to end AIDS. We cannot change the virus, but we can change inequalities, power imbalances, marginalization, taboos and stigma and discrimination. We can change behaviours and societies.

The change we need requires strong collective efforts by both governments and communities. Success is being achieved where policies and programmes focus on people, not diseases—policies and programmes that are designed with communities and that respond to the way that people live their lives.

This edition of *UNAIDS data* shows the results of some of those successes, but also the challenges that remain. It contains the very latest data on the world's response to HIV, consolidating a small part of the huge volume of data collected, analysed and refined by UNAIDS over the years. The full data set of information for 1990 to 2018 is available on [aidsinfo.unaids.org](http://aidsinfo.unaids.org).

**Gunilla Carlsson**

UNAIDS Executive Director, a.i.



# STATE OF THE EPIDEMIC

---

## AT A GLANCE

Gains continue to be made against the epidemic, but those gains are getting smaller year-on-year.

There has been steady progress in the reduction of AIDS-related deaths, but efforts to reach the 2020 target for reductions in HIV infections are clearly off-track.

Gains in eastern and southern Africa are driving global progress. In much of the rest of the world, there are worrying setbacks in key countries and entire regions.

More than half of new HIV infections in 2018 were among key populations and their sexual partners.

An epidemic transition metric suggests that a diverse group of 19 countries are on the path to ending AIDS. Many more countries are not.

---

Overall progress against the HIV epidemic is measured through the calculation of estimates of new HIV infections and deaths from AIDS-related causes.

Countries input the best available HIV surveillance and programmatic data into mathematical models to produce annual epidemiological estimates, and UNAIDS then aggregates country estimates into regional and global ones.

Each year, newly available data from countries and improvements in the models lead to adjustments in these estimates—not just year-on-year, but across the entire curve of annual estimates, from the current year back to the beginning of the epidemic. New evidence about the impact of antiretroviral therapy on mortality has been used to refine assumptions in the model, and this has produced lower estimates of AIDS-related deaths than the estimates from the previous year (see annex on methods).

Trends, however, remain similar: there has been steady global progress in the reduction of AIDS-related deaths

over the last decade, and more gradual progress in the reduction of new HIV infections.

These gains are getting smaller year-on-year, and the deadline for reaching the 2020 targets agreed by the United Nations General Assembly is getting closer and closer. Efforts to reduce HIV infections are clearly off-track, and while reductions in AIDS-related deaths are stronger, mortality-reduction targets could also be missed.

The global picture obscures a wide diversity of trends among countries and regions. In recent years, there have been worrying rises in annual HIV infections and AIDS-related mortality in key countries and entire regions. The largest reductions in annual HIV infections and AIDS-related deaths have occurred in the region hardest hit by the epidemic: eastern and southern Africa. Progress in the rest of the world, where HIV infections are predominantly among key populations, is considerably slower. The majority of global infections in 2018 were among key populations and their sexual partners. ■

### A one third decline in AIDS-related deaths

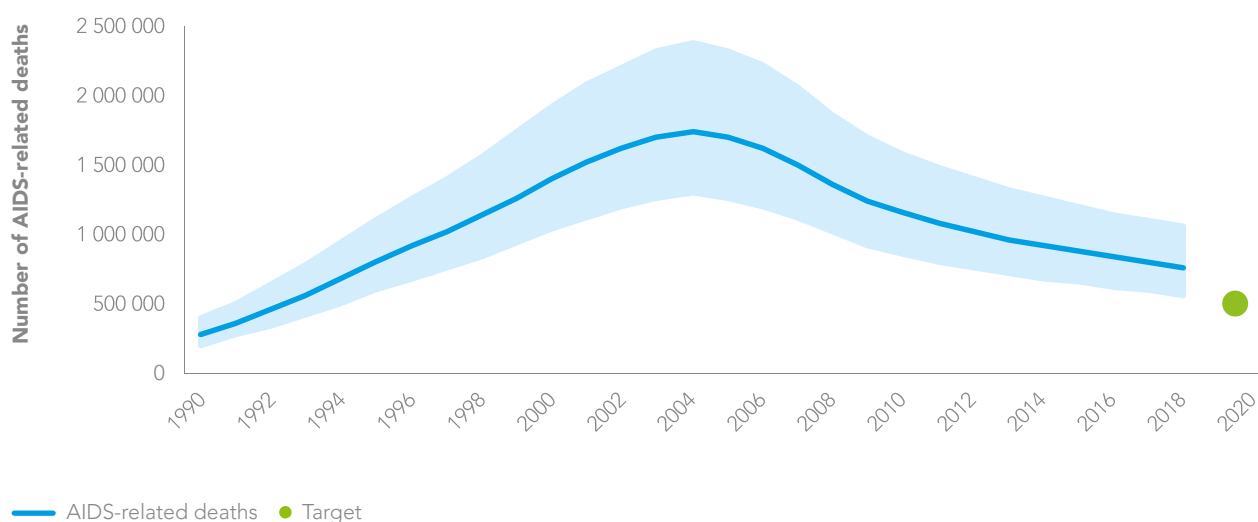
The annual number of deaths from AIDS-related illness among people living with HIV (all ages) globally has fallen from a peak of 1.7 million [1.3 million–2.4 million] in 2004 to 770 000 [570 000–1 100 000] in 2018. Since 2010, AIDS-related mortality has declined by 33%. Reaching the 2020 milestone of fewer than 500 000 deaths will require further declines of about 135 000 per year (Figure 2.1).

The global decline in deaths has largely been driven by progress in eastern and southern Africa, which is home

to 54% of the world's people living with HIV. AIDS-related mortality in the region declined by 44% from 2010 to 2018, to 310 000 [230 000–400 000]. By comparison, AIDS-related deaths in western and central Africa declined by 29%, to 160 000 [110 000–230 000] (Figure 2.2).

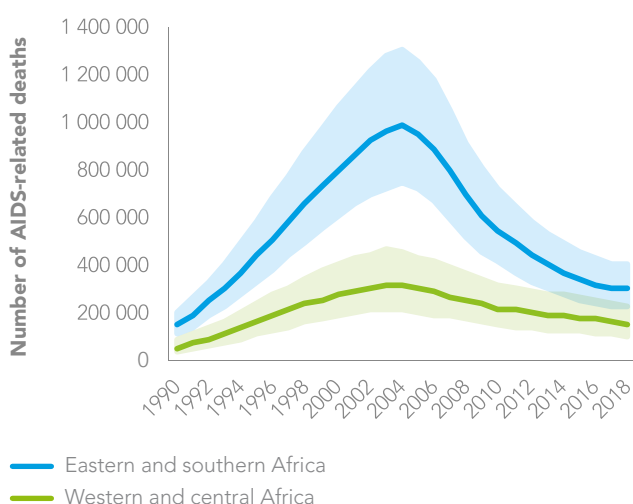
Outside of sub-Saharan Africa, there has been a 20% decline in AIDS-related deaths, to 300 000 [230 000–420 000] (Figure 2.3). AIDS-related deaths in the eastern Europe and central Asia and Middle East and North Africa regions have risen by 5% and 9%, respectively, over the eight-year period. ■

**FIGURE 2.1** Number of AIDS-related deaths, global, 1990–2018 and 2020 target



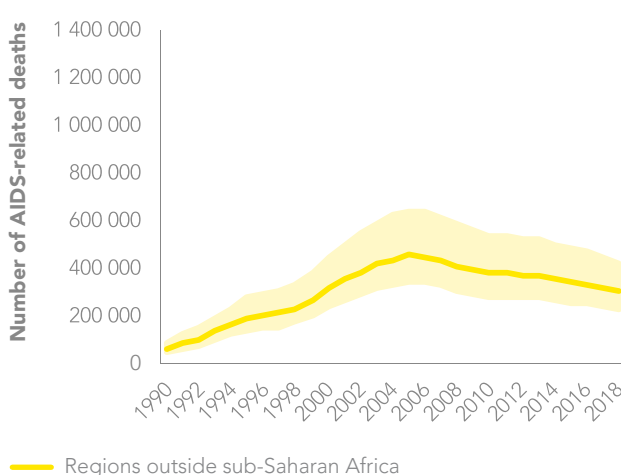
Source: UNAIDS 2019 estimates.

**FIGURE 2.2** Number of AIDS-related deaths, eastern and southern Africa and western and central Africa, 1990–2018



Source: UNAIDS 2019 estimates.

**FIGURE 2.3** Number of AIDS-related deaths, regions outside sub-Saharan Africa, 1990–2018



Source: UNAIDS 2019 estimates.

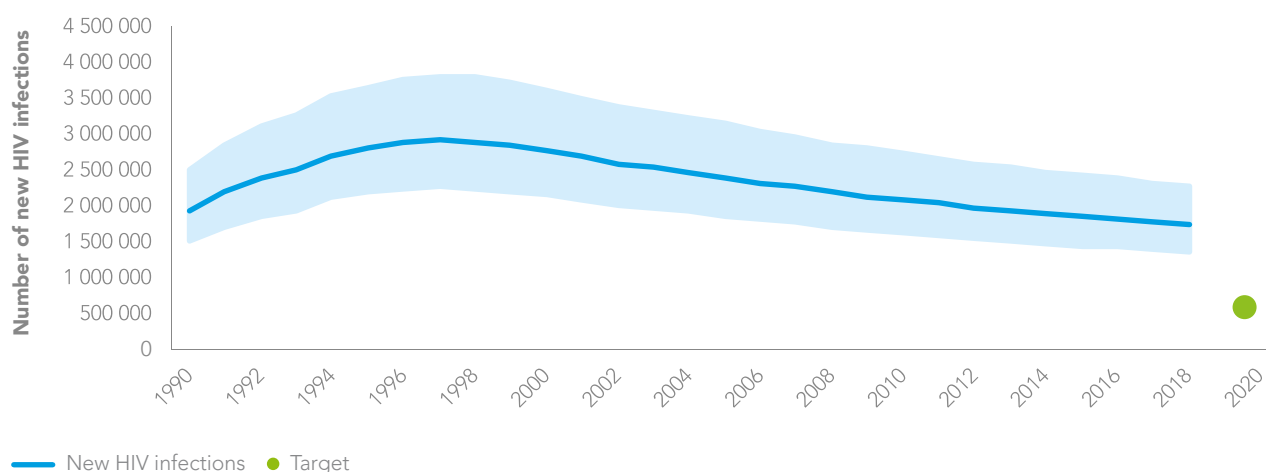


## New HIV infections declining gradually

The annual number of new HIV infections globally continued to decline gradually in 2018. Since a peak of 2.9 million [2.3 million–3.8 million] new infections (all ages) in 1997, year-on-year declines have grown smaller. The annual number of new infections (all ages) since 2010 has declined from 2.1 million [1.6 million–2.7 million] to 1.7 million [1.6 million–2.3 million] in 2018, a 16% reduction that leaves the world far off the 2020 target of fewer than 500 000 new infections (Figure 2.4).

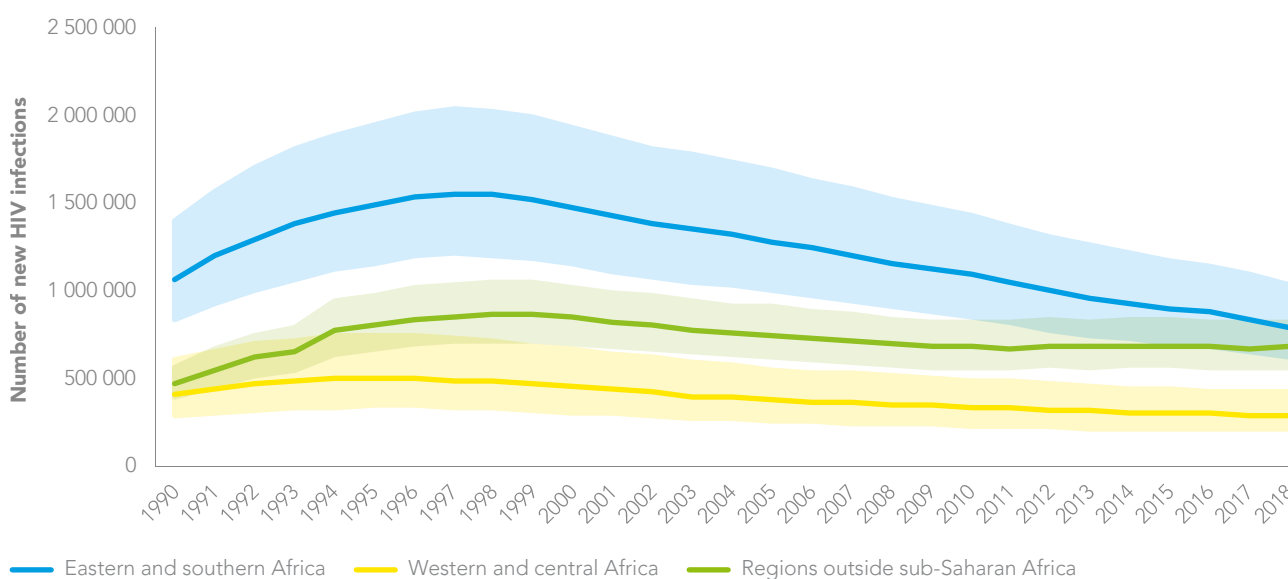
As is the case with AIDS-related mortality, the reduction in new HIV infections between 2010 and 2018 was strongest in eastern and southern Africa (28% decline). Progress was also made in the Caribbean (16% decline), western and central Africa (13% decline), western and central Europe and North America (12% decline), and Asia and the Pacific (9%). However, the annual number of new HIV infections has risen in eastern Europe and central Asia (29% increase), the Middle East and North Africa (10% increase) and Latin America (7% increase). Regional gains and setbacks combine to produce a flat 10-year trend in new infections outside of sub-Saharan Africa (Figure 2.5).

**FIGURE 2.4** Number of new HIV infections, global, 1990–2018 and 2020 target



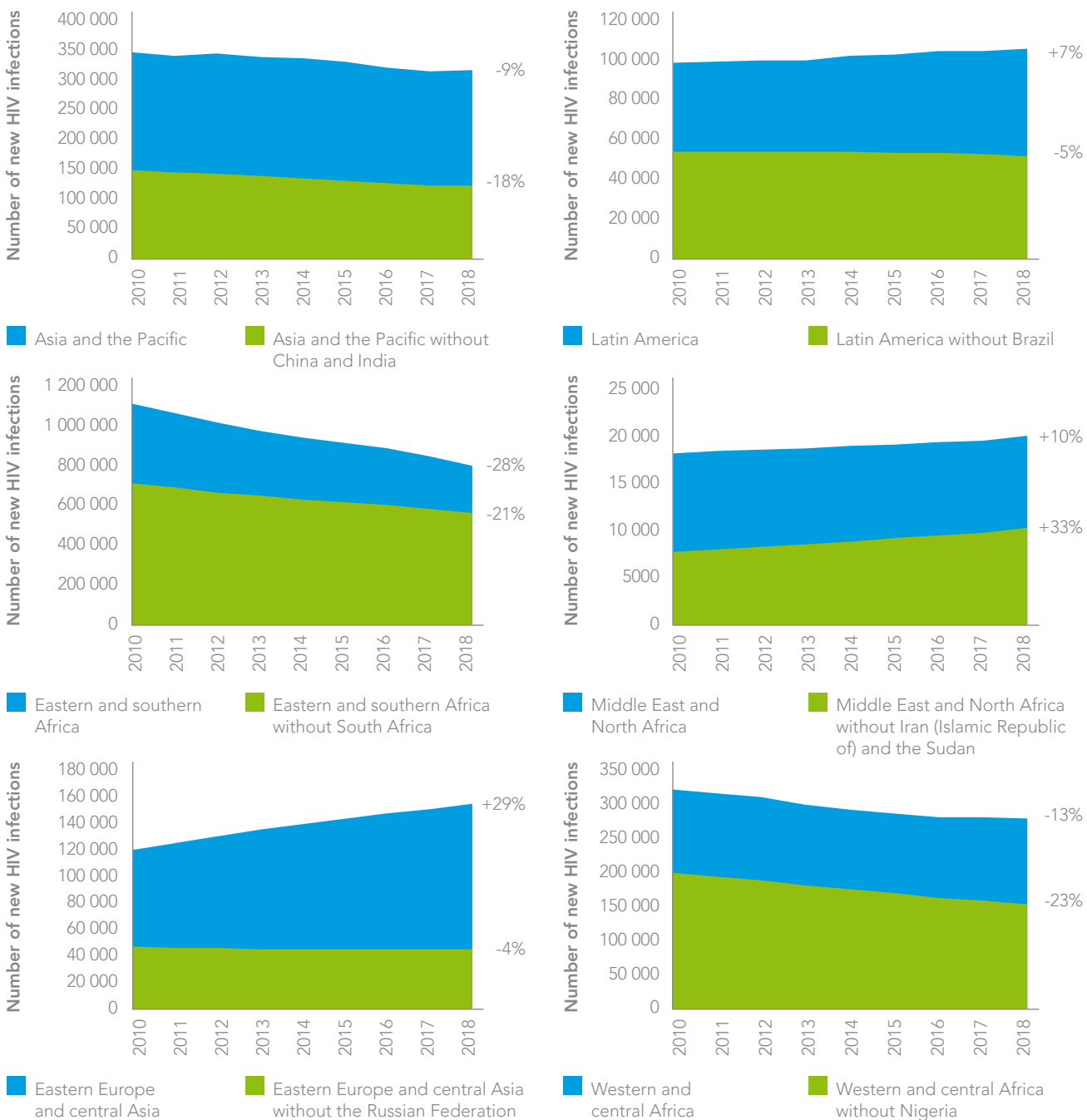
Source: UNAIDS 2019 estimates.

**FIGURE 2.5** Number of new HIV infections, eastern and southern Africa, western and central Africa, and regions outside sub-Saharan Africa, 1990–2018



Source: UNAIDS 2019 estimates.

**FIGURE 2.6 Trends in new HIV infections, by region, 2010–2018**



Source: UNAIDS 2019 estimates.

Varied country-level trends can be obscured by regional averages, especially in regions where there are one or two countries that account for a majority of new HIV infections (Figure 2.6). In most cases, larger countries report lower performance than their smaller regional neighbours. A prime example is eastern Europe and central Asia, where the regional trend, excluding the Russian Federation (which accounted for 71% of the region’s new HIV infections in 2018), is a 4% decline instead of a 29% increase, or in Latin America, where excluding Brazil results in a 5% decline in new HIV

infections instead of a 7% increase. Similarly, the exclusion of China and India from Asia and the Pacific results in a more rapid 18% decline in new infections. In some cases, removing countries with larger epidemics reveals poorer performance in the rest of the region. The exclusion of South Africa from eastern and southern Africa results in a shallower decline of 21% (compared to 28%), and excluding the Islamic Republic of Iran and the Sudan in the Middle East and North Africa shows that new HIV infections in the other countries of the region increased by 33% (compared to 10%). ■

### More than half of new infections are among key populations and their sexual partners

Key populations make up a small proportion of the general population, but they are at extremely high risk of HIV infection. Available data suggest that the risk of HIV acquisition among gay men and other men who have sex with men was 22 times higher in 2018 than it was among all adult men. Similarly, the risk of acquiring HIV for people who inject drugs was 22 times higher than for people who do not inject drugs, 21 times higher for sex workers than adults aged 15–49 years, and 12 times higher for transgender people than adults aged 15–49 years (Figure 2.7).

Strong progress in settings with high HIV prevalence in eastern and southern Africa, where HIV is predominantly transmitted within the general population—combined with a mixture of progress and setbacks in lower prevalence regions—has seen the global distribution of new HIV infections in 2018 cross a notable threshold: the majority of global infections were among key populations and their sexual partners. (Figure 2.8)

Gay men and other men who have sex with men accounted for an estimated 17% of new HIV infections globally, including more than half of new HIV infections in western and central Europe and North America,

**FIGURE 2.7** Relative risk of HIV acquisition by subpopulations aged 15–49 compared to adults aged 15–49 in the total population, global, 2018



Note 1: Relative risk compares the incidence of two populations. Incidence for sex workers, people who inject drugs and transgender people was estimated and then divided by the global incidence of HIV among adults aged 15–49, estimated using the Spectrum models. Incidence for gay men and other men who have sex with men was estimated and then divided by the global incidence of HIV among male adults aged 15–49. Note 2: Transgender people estimates are derived only in the Asia and the Pacific, Caribbean, Latin America, and western and central Europe and North America regions. Note 3: Relative risk is interpreted as follows: sex workers have 21 times greater risk of acquiring HIV than adults aged 15–49 in the total population.

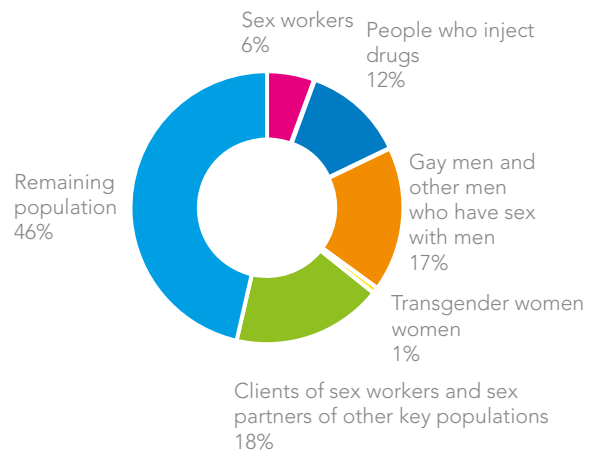
Source: UNAIDS special analyses using Spectrum 2019 results and 2019 Global AIDS Monitoring submissions, supplemented by data from published literature.



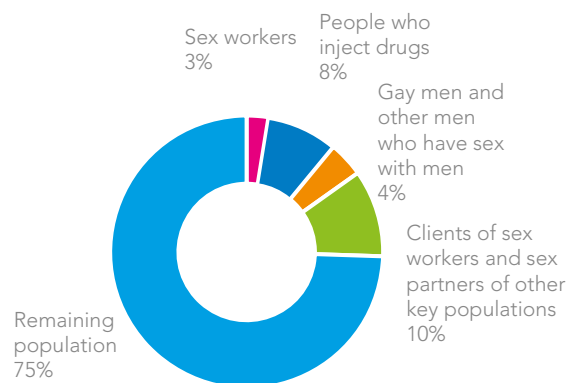
40% in Latin America, 30% in Asia and the Pacific, 22% in the Caribbean, 22% in eastern Europe and central Asia, 18% in the Middle East and North Africa, and 17% in western and central Africa.

People who inject drugs accounted for an estimated 12% of global infections, including 41% of new HIV infections in eastern Europe and central Asia, 37% of new infections in the Middle East and North Africa, and 13% in Asia and the Pacific. Sex workers accounted for 6% of global HIV infections, ranging from 14% in western and central Africa to less than 1% in western and central Europe and North America. Transgender women made up a small amount of new HIV infections globally, but they accounted for 5% of new HIV infections in the Caribbean and 4% of new infections in Latin America and western and central Europe and North America. ■

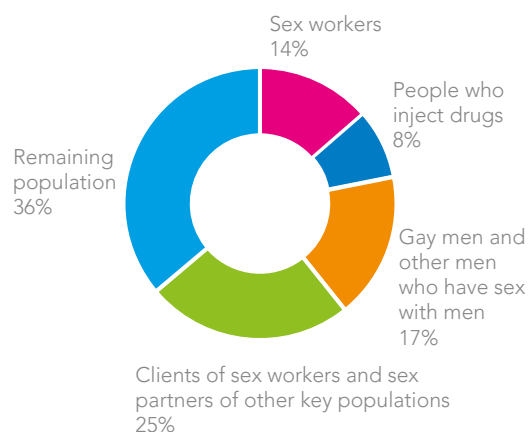
**FIGURE 2.8** Distribution of new HIV infections (aged 15–49 years), by population group, global, 2018



**FIGURE 2.9** Distribution of new HIV infections (aged 15–49 years), by population group, eastern and southern Africa, 2018



**FIGURE 2.10** Distribution of new HIV infections (aged 15–49 years), by population group, western and central Africa, 2018

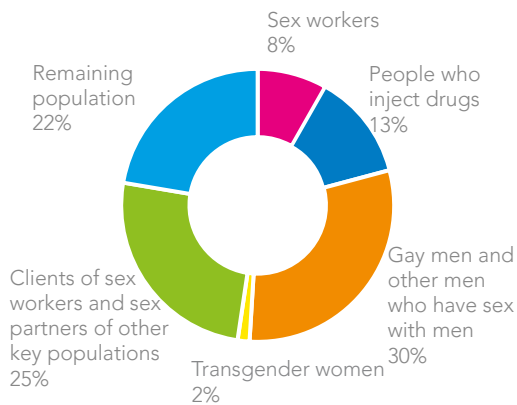


UNAIDS DATA AVAILABLE AT AIDSinfo

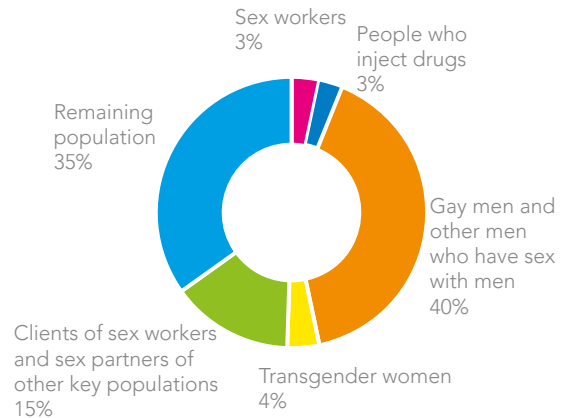
The data in this document are just a sample of the data available from UNAIDS. Additional data presented in spreadsheets, maps and graphs are available at [aidsinfo.unaids.org](https://aidsinfo.unaids.org). These include:

- Estimates of new HIV infections, AIDS-related deaths and numbers of people living with HIV by different age groups and by sex.
- Additional Global AIDS Monitoring indicators on prevention, mother-to-child transmission, 90–90–90 targets and stigma and discrimination.
- A Key Population Atlas of maps with the latest available data on key populations at increased risk of HIV infection.
- An HIV financial dashboard that brings together into a single platform more than 85 different indicators on HIV financial resources.
- A database of policy indicators collected from countries using the National Commitments and Policy Instrument.
- Subnational data for selected countries
- Comparable data over multiple years and across countries, which can also be extracted to spreadsheets for further analysis.

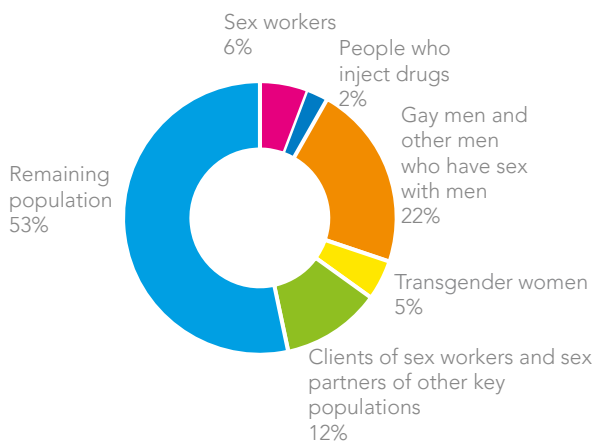
**FIGURE 2.11** Distribution of new HIV infections (aged 15–49 years), by population group, Asia and the Pacific, 2018



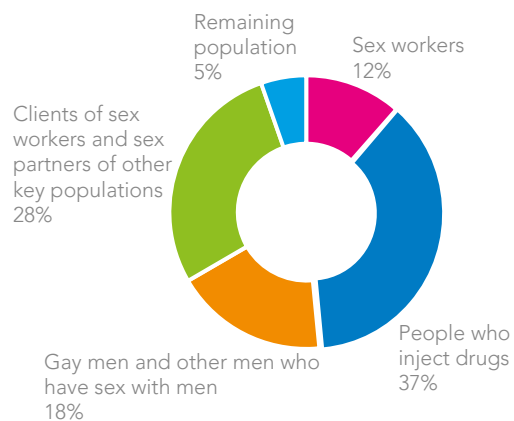
**FIGURE 2.12** Distribution of new HIV infections (aged 15–49 years), by population group, Latin America, 2018



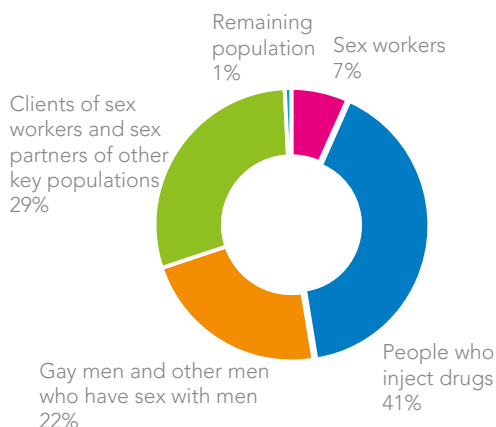
**FIGURE 2.13** Distribution of new HIV infections (aged 15–49 years), by population group, Caribbean, 2018



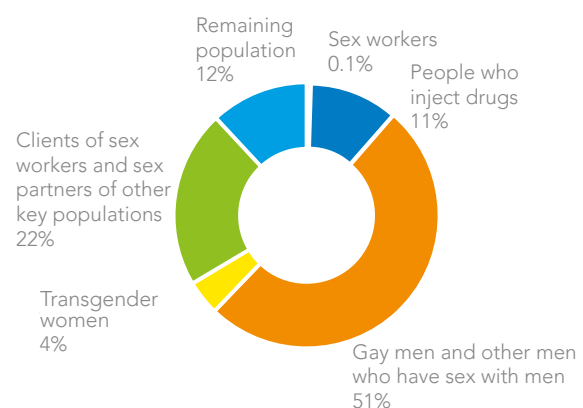
**FIGURE 2.14** Distribution of new HIV infections (aged 15–49 years), by population group, Middle East and North Africa, 2018



**FIGURE 2.15** Distribution of new HIV infections (aged 15–49 years), by population group, eastern Europe and central Asia, 2018



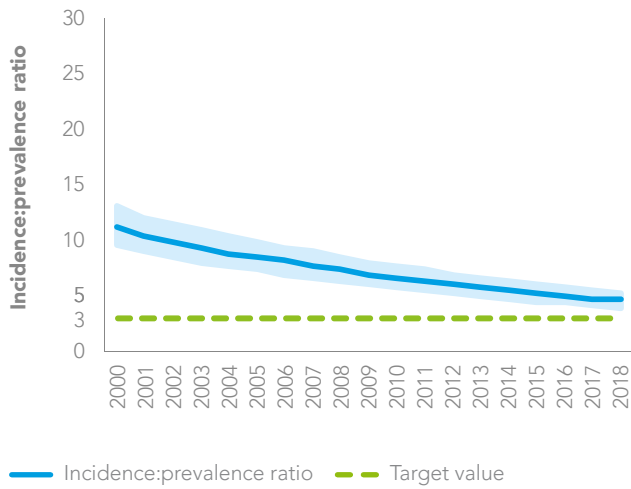
**FIGURE 2.16** Distribution of new HIV infections (aged 15–49 years), by population group, western and central Europe and North America, 2018



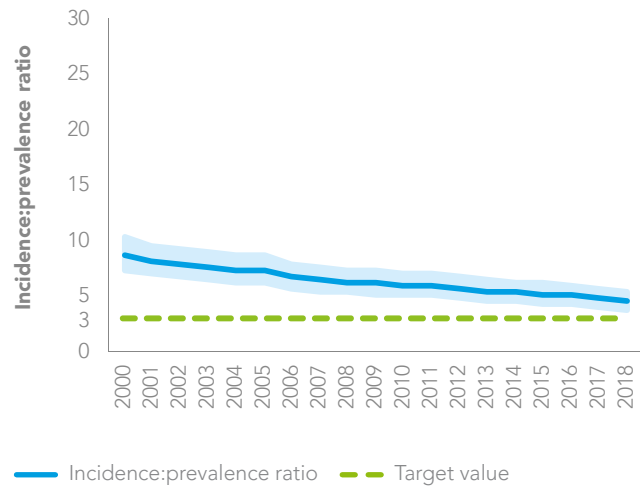
Source: UNAIDS special analysis, 2019.

**FIGURE 2.17** Ratio of new infections to people living with HIV, global and by region (incidence:prevalence ratio), 2000–2018

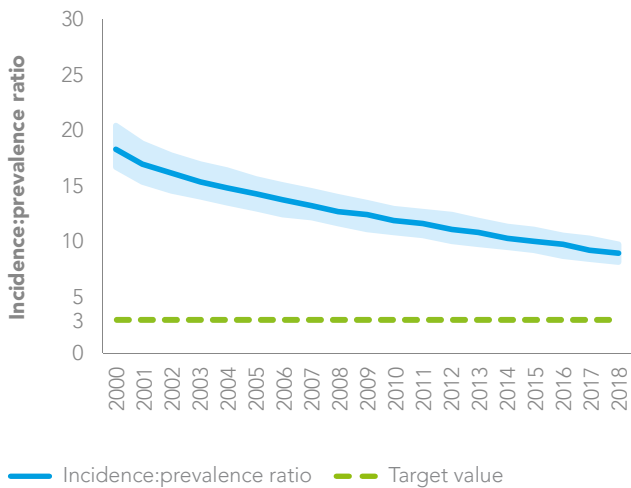
**Global**



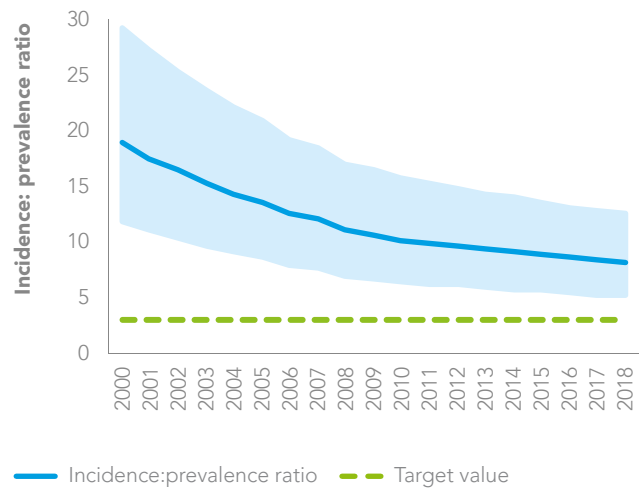
**Caribbean**



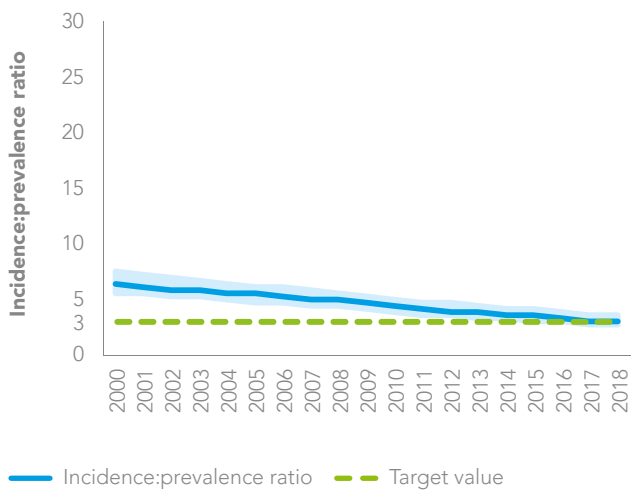
**Eastern Europe and central Asia**



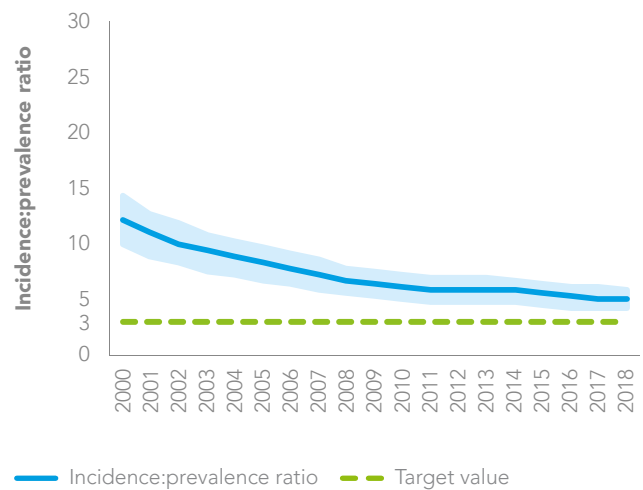
**Middle East and North Africa**



**Western and central Europe and North America**



**Asia and the Pacific**



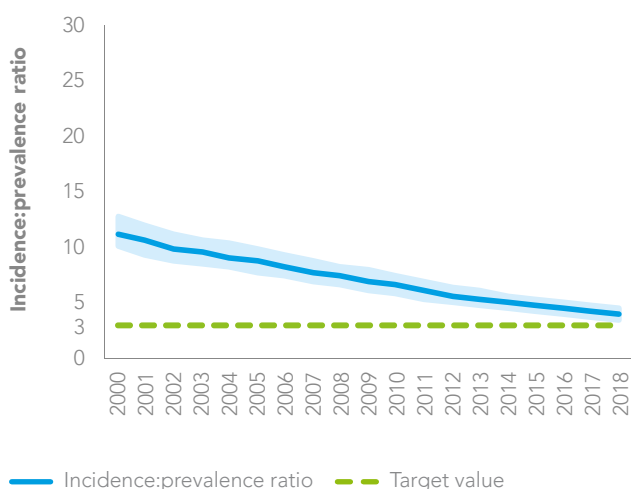
## Epidemic transition

Recent trends in new HIV infections and AIDS-related mortality can only show part of the story of a country or regional HIV response. For example, the 2010 baseline for 2020 targets hides strong gains made by many countries before 2010 (compared to countries that scaled up their HIV responses more recently). Epidemic transition metrics have been developed by UNAIDS and its partners as complementary measures that countries can use to better track their progress towards ending AIDS as a public health threat.

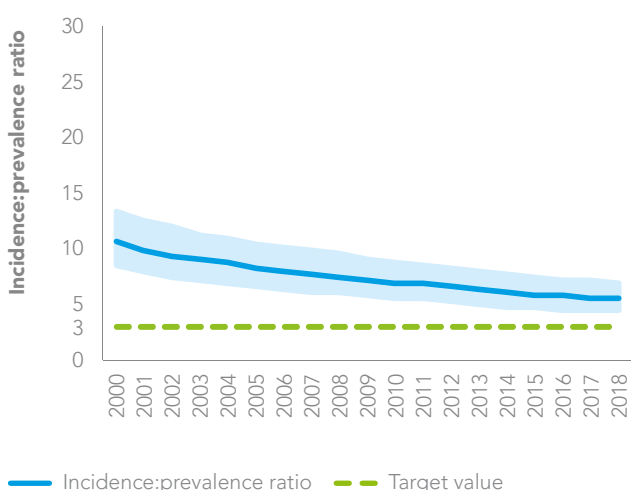
One such metric, the incidence-prevalence ratio, uses the number of new HIV infections and the number of people living with HIV within a population to produce the inverse of the average duration of time a person lives with HIV in an epidemic that remains stable over many years. An epidemic transition benchmark of 3.0%—three HIV infections per 100 people living with HIV per year—corresponds to an average life expectancy after infection of 30 years (1). At this average life expectancy, the total population of people living with HIV will gradually fall if the country is below the 3% benchmark. However, if the number of new infections per 100 people living with HIV per year is greater than three, the population of people living with HIV will grow over time. The 3.0% benchmark thus combines two desirable conditions: long, healthy lives among people living with HIV and reductions in new infections.

The global incidence-prevalence ratio has declined from 11.2% in 2000 to 6.6% in 2010 to 4.6% in 2018, reinforcing the conclusion that important progress has been made against the epidemic. Despite this, the world is not yet on track to end AIDS as a public health threat by 2030. Western and central Europe and North America, where treatment coverage is generally high and a comprehensive set of HIV prevention options are available to a large percentage of people at risk of HIV, had an incidence-prevalence ratio of 3.1% in 2018, meaning that the UNAIDS benchmark has nearly been met in this high-income region. Performance in other regions ranged from 3.9% in eastern and southern Africa, 4.6% in the Caribbean, 5.4% in both Latin America and Asia and the Pacific, 5.5% in western and central Africa, 8.0% in the Middle East and North Africa, and 9.0% in eastern Europe and central Asia (Figure 2.17).

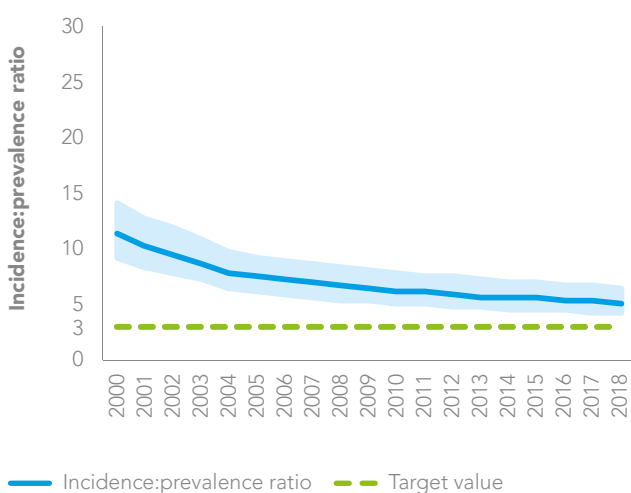
### Eastern and southern Africa



### Western and central Africa



### Latin America



Source: UNAIDS 2019 estimates.

**TABLE 2.1 Incidence:prevalence ratio, by country, 2018**

<b>0–2.99</b>	Botswana, Burkina Faso, Burundi, Cambodia, Denmark, El Salvador, Germany, Italy, Kenya, Mauritania, Nepal, Norway, Portugal, Rwanda, Singapore, Spain, Thailand, Viet Nam, Zimbabwe
<b>3.0–4.99</b>	Argentina, Australia, Bahamas, Cameroon, Cabo Verde, Central African Republic, Colombia, Côte d'Ivoire, Democratic Republic of the Congo, Dominican Republic, Eritrea, Estonia, Eswatini, Ethiopia, France, Gabon, Guatemala, Guyana, Haiti, Honduras, Israel, Japan, Lao People's Democratic Republic, Lesotho, Liberia, Libya, Luxembourg, Malawi, Mexico, Morocco, Myanmar, Namibia, New Zealand, Nicaragua, Niger, Panama, Papua New Guinea, Peru, Romania, Senegal, Somalia, South Africa, Sri Lanka, Suriname, Togo, Uganda, United Republic of Tanzania, Zambia
<b>5.0–9.99</b>	Algeria, Angola, Armenia, Barbados, Belarus, Belize, Benin, Bhutan, Bolivia (Plurinational State of), Bosnia and Herzegovina, Brazil, Chad, Chile, Congo, Costa Rica, Croatia, Cuba, Djibouti, Ecuador, Equatorial Guinea, Finland, Gambia, Georgia, Ghana, Guinea, Guinea-Bissau, Hungary, Iceland, Indonesia, Iran (Islamic Republic of), Ireland, Jamaica, Jordan, Kuwait, Kyrgyzstan, Latvia, Lebanon, Malaysia, Mali, Mauritius, Mongolia, Mozambique, Nigeria, Oman, Paraguay, Republic of Moldova, Serbia, Sierra Leone, South Sudan, Sudan, Syrian Arab Republic, Tajikistan, Tunisia, Ukraine, Uruguay, Yemen
<b>10 and above</b>	Afghanistan, Bangladesh, Bulgaria, Egypt, Kazakhstan, Madagascar, Montenegro, North Macedonia, Pakistan, Philippines, Uzbekistan

Source: UNAIDS 2019 estimates.

Eighteen countries achieved the 3.0% benchmark (Table 2.1), suggesting that the HIV responses in these countries are on the path to ending the AIDS epidemic. The diversity of regions, income levels and epidemics within these countries should be cause for hope: hyper-epidemics, such as those in Botswana and Zimbabwe, are being brought under control, as are a range of more concentrated epidemics. Another 48 countries have incidence-prevalence ratios between 3.0% and 4.9%, suggesting considerable progress.

Less encouraging are the number of countries that remain at 5.0% or above: in total, there are 70 such countries, including 13 that have a ratio above 10.0%—a level that is associated with increasing HIV infections and large percentages of people living with HIV in these countries being denied antiretroviral therapy. ■



## REFERENCES

1. UNAIDS Science Panel. Making the end of AIDS real: consensus building around what we mean by “epidemic control.” Geneva: UNAIDS; 2018 ([http://www.unaids.org/sites/default/files/media\\_asset/glion\\_oct2017\\_meeting\\_report\\_en.pdf](http://www.unaids.org/sites/default/files/media_asset/glion_oct2017_meeting_report_en.pdf), accessed 4 July 2019).

# GLOBAL AND REGIONAL DATA

## Global summary of the AIDS epidemic | 2018

<b>Number of people living with HIV</b>	<b>Total</b>	<b>37.9 million</b>	[32.7 million–44.0 million]
	Adults	36.2 million	[31.3 million–42.0 million]
	Women (15+ years)	18.8 million	[16.4 million–21.7 million]
	Children (<15 years)	1.7 million	[1.3 million–2.2 million]

<b>People newly infected with HIV in 2018</b>	<b>Total</b>	<b>1.7 million</b>	[1.4 million–2.3 million]
	Adults	1.6 million	[1.2 million–2.1 million]
	Children (<15 years)	160 000	[110 000–260 000]

<b>AIDS-related deaths in 2018</b>	<b>Total</b>	<b>770 000</b>	[570 000–1.1 million]
	Adults	670 000	[500 000–920 000]
	Children (<15 years)	100 000	[64 000–160 000]

## Global estimates for adults and children | 2018

<b>People living with HIV</b>	<b>37.9 million</b>	[32.7 million–44.0 million]
-------------------------------	---------------------	-----------------------------

<b>New HIV infections in 2018</b>	<b>1.7 million</b>	[1.4 million–2.3 million]
-----------------------------------	--------------------	---------------------------

<b>AIDS-related deaths in 2018</b>	<b>770 000</b>	[570 000–1.1 million]
------------------------------------	----------------	-----------------------

## About 5000 new HIV infections (adults and children) a day | 2018

- About 61% are in sub-Saharan Africa
- About 500 are among children under 15 years of age
- About 4400 are among adults aged 15 years and older, of whom:
  - almost 47% are among women
  - about 32% are among young people (15–24)
  - about 20% are among young women (15–24)

## Global estimates for children (<15 years) | 2018

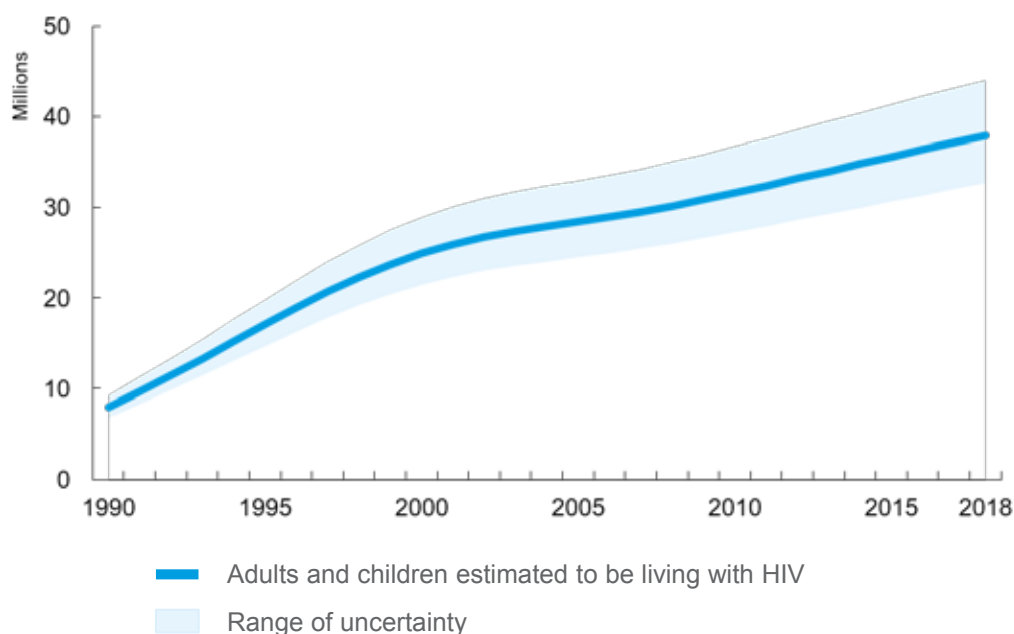
<b>Children living with HIV</b>	<b>1.7 million</b>	[1.3 million–2.2 million]
<b>New HIV infections in 2018</b>	<b>160 000</b>	[110 000–260 000]
<b>AIDS-related deaths in 2018</b>	<b>100 000</b>	[64 000–160 000]

## Regional HIV and AIDS statistics and features | 2018

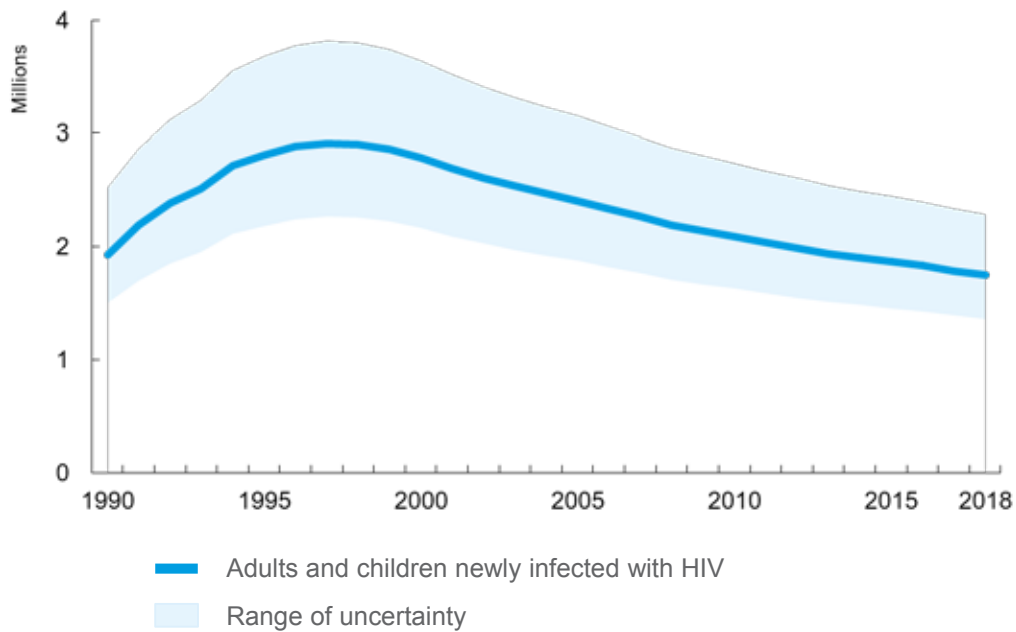
	Adults and children living with HIV	Adults and children newly infected with HIV	Adult and child deaths due to AIDS
<b>Eastern and southern Africa</b>	20.6 million [18.2 million–23.2 million]	800 000 [620 000–1.0 million]	310 000 [230 000–400 000]
<b>Western and central Africa</b>	5.0 million [4.0 million–6.3 million]	280 000 [180 000–420 000]	160 000 [110 000–230 000]
<b>Middle East and North Africa</b>	240 000 [160 000–390 000]	20 000 [8500–40 000]	8400 [4800–14 000]
<b>Asia and the Pacific</b>	5.9 million [5.1 million–7.1 million]	310 000 [270 000–380 000]	200 000 [160 000–290 000]
<b>Latin America</b>	1.9 million [1.6 million–2.4 million]	100 000 [79 000–130 000]	35 000 [25 000–46 000]
<b>Caribbean</b>	340 000 [290 000–390 000]	16 000 [11 000–24 000]	6700 [5100–9100]
<b>Eastern Europe and central Asia</b>	1.7 million [1.5 million–1.9 million]	150 000 [140 000–160 000]	38 000 [28 000–48 000]
<b>Western and central Europe and North America</b>	2.2 million [1.9 million–2.4 million]	68 000 [58 000–77 000]	13 000 [9400–16 000]
<b>TOTAL</b>	<b>37.9 million</b> [32.7 million–44.0 million]	<b>1.7 million</b> [1.4 million–2.3 million]	<b>770 000</b> [570 000–1.1 million]

The ranges around the estimates in this table define the boundaries within which the actual numbers lie, based on the best available information.

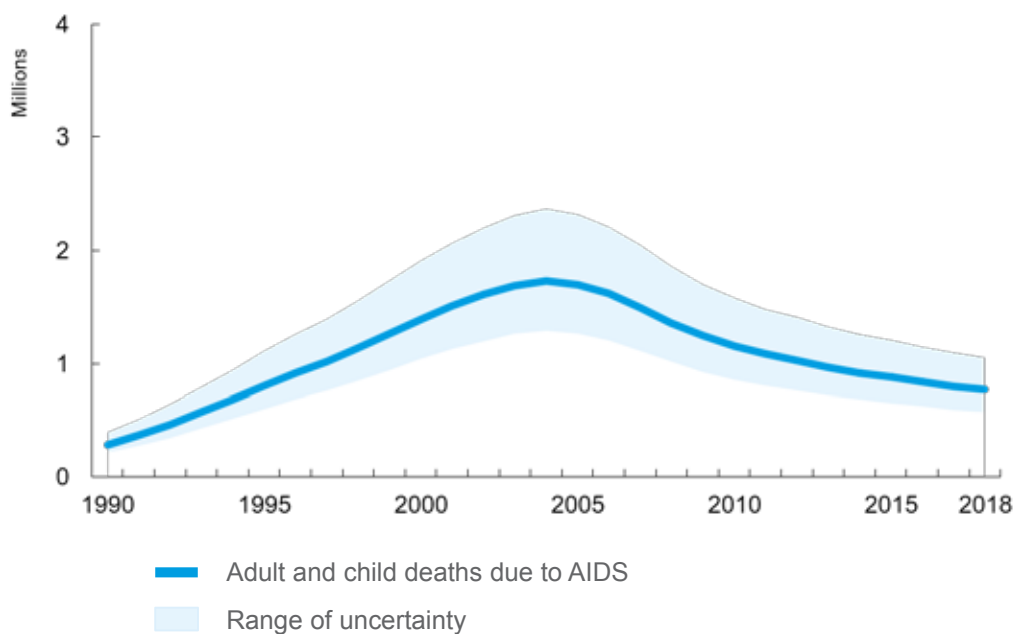
## Adults and children estimated to be living with HIV | 1990–2018



## Adults and children newly infected with HIV | 1990–2018



## Adult and child deaths due to AIDS | 1990–2018







# EASTERN AND SOUTHERN AFRICA

## EPIDEMIC ESTIMATES

	2010	2015	2018
<b>New HIV infections</b>			
New HIV infections (all ages)	26 000 [21 000–32 000]	27 000 [21 000–34 000]	28 000 [21 000–36 000]
New HIV infections (0–14)	6800 [5400–8600]	6500 [4800–8400]	7000 [5000–9500]
New HIV infections (women, 15+)	14 000 [11 000–16 000]	14 000 [11 000–18 000]	14 000 [11 000–19 000]
New HIV infections (men, 15+)	6200 [4800–8100]	6500 [4800–8400]	6700 [4700–8900]
HIV incidence per 1000 population	1.21 [0.96–1.47]	1.06 [0.83–1.32]	1.01 [0.75–1.29]
<b>AIDS-related deaths</b>			
AIDS-related deaths (all ages)	10 000 [7300–13 000]	10 000 [7200–13 000]	14 000 [9500–18 000]
AIDS-related deaths (0–14)	4100 [3200–5200]	4400 [3400–5600]	4900 [3700–6400]
AIDS-related deaths (women, 15+)	4200 [2900–5800]	3500 [2300–4900]	6100 [4100–8300]
AIDS-related deaths (men, 15+)	1800 [1200–2700]	2200 [1500–3100]	2500 [1700–3500]
<b>People living with HIV</b>			
People living with HIV (all ages)	220 000 [180 000–250 000]	290 000 [250 000–340 000]	330 000 [290 000–390 000]
People living with HIV (0–14)	28 000 [23 000–34 000]	34 000 [27 000–42 000]	38 000 [30 000–47 000]
People living with HIV (women, 15+)	130 000 [110 000–150 000]	180 000 [150 000–210 000]	200 000 [180 000–240 000]
People living with HIV (men, 15+)	59 000 [50 000–72 000]	80 000 [68 000–96 000]	92 000 [78 000–110 000]
HIV prevalence (15–49)	1.7 [1.5–2]	1.9 [1.7–2.2]	2 [1.7–2.3]

## LAWS AND POLICIES

Laws criminalizing the transmission of, non-disclosure of or exposure to HIV transmission	Yes
Criminalization of sex work among consenting adults	...
Criminalization of same-sex sexual acts	Laws penalizing same-sex sexual acts have been decriminalized or never existed
Drug use or possession for personal use is an offence	...
Criminalization of transgender people	Both criminalized and prosecuted
Laws or policies restricting the entry, stay and residence of people living with HIV	Yes
Parental consent for adolescents to access HIV testing	Yes, for adolescents younger than 18 years
Spousal consent for married women to access sexual and reproductive health services	No
Mandatory HIV testing for marriage, work or residence permits or for certain groups	No

## STIGMA AND DISCRIMINATION

Percentage of women and men aged 15–49 years who report discriminatory attitudes towards people living with HIV	<b>2016</b> 34.6
Percentage of people living with HIV denied health services because of their HIV status in the last 12 months	
Percentage of people living with HIV who reported a health-care professional told others about their HIV status without their consent	

## VIOLENCE

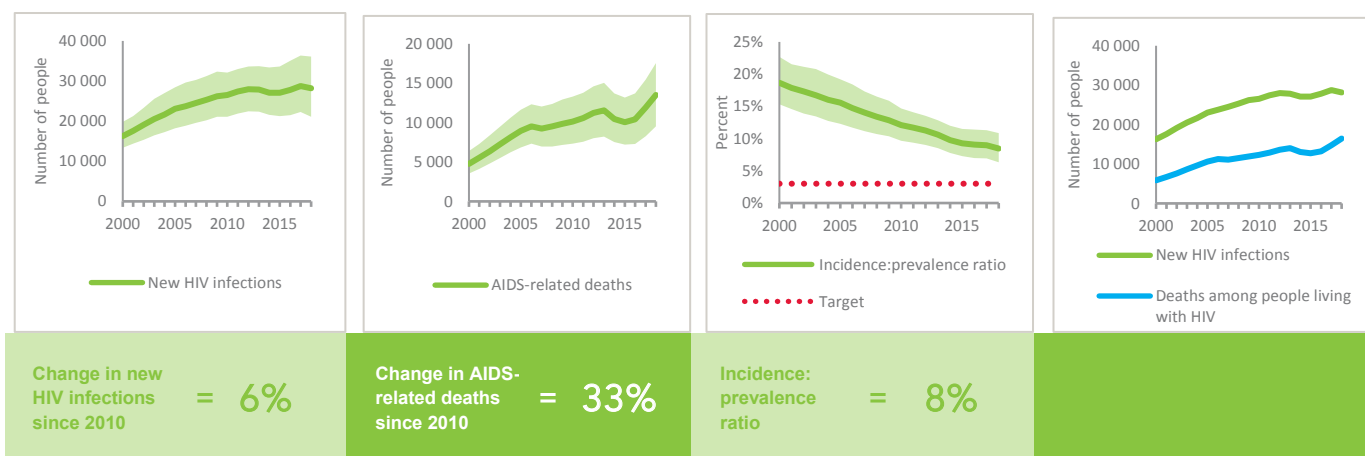
Proportion of ever-married or partnered women aged 15–49 years who experienced physical or sexual violence from a male intimate partner in the past 12 months	<b>2016</b> 25.9
---	---------------------

## EXPENDITURES

	Financing sources					Total
	Domestic private	Domestic public	International: PEPFAR	International: Global Fund	International: all others	
Last available report: 2017	...	\$3 292 607	\$14 632 684	\$2 195 073	...	\$20 120 364



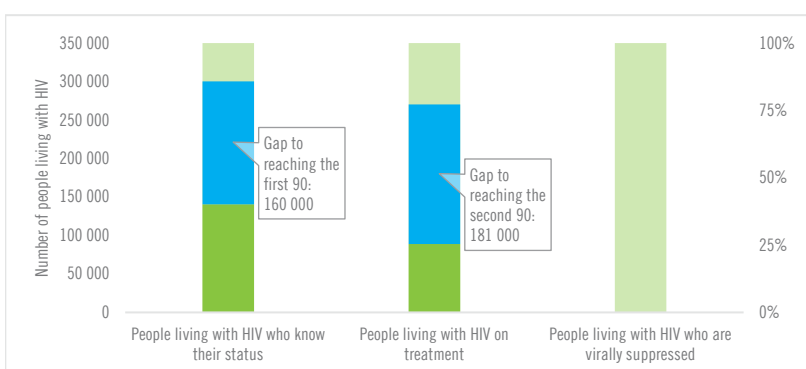
## EPIDEMIC TRANSITION METRICS



## KEY POPULATIONS

	Sex workers	Gay men and other men who have sex with men	People who inject drugs	Transgender people	Prisoners
Estimated size of population	...	...	...	...	...
HIV prevalence	8.0%	2.0%	...	...	15.9%
Know their HIV status	26.8%	44.8%	...	...	...
Antiretroviral therapy coverage	42.0%	...	...	...	100%
Condom use	71.7%	59.1%	...	...	...
Coverage of HIV prevention programmes	...	...	...	...	...
Avoidance of health care because of stigma and discrimination	...	...	...	...	...
Expenditures (2017)	\$567 162	\$303 598	\$0	...	...

## HIV TESTING AND TREATMENT CASCADE



	2010	2018
All ages	42% [36–50%]	27% [23–31%] 88 700
Children (0–14)	13% [10–16%]	13% [10–16%] 4800
Women (15+)	47% [40–55%]	27% [24–32%] 56 100
Men (15+)	44% [37–52%]	30% [26–36%] 27 800

## ELIMINATION OF MOTHER-TO-CHILD TRANSMISSION

	2010	2018
Percentage of pregnant women living with HIV accessing antiretroviral medicines	18% [14–23%]	38% [29–48%]
Early infant diagnosis	2.4% [1.9–3.1%]	1.4% [1.1–1.8%]

## HIV COMORBIDITIES

Estimated number of incident tuberculosis cases among people living with HIV (2017)	18 000 [9000 –30 000]
People living with HIV who started TB preventive therapy (2017)	12.8%
Cervical cancer screening of women living with HIV	...
People coinfecting with HIV and hepatitis B virus receiving combined treatment	...
People coinfecting with HIV and hepatitis C virus starting hepatitis C treatment	...

## HIV PREVENTION

Adults aged 15+ years with unsuppressed viral load	...
Knowledge of HIV prevention among young people aged 15–24 years (2015)	
— Women	32.5%
— Men	31.6%
Condom use at last sex with a non-marital, non-cohabiting partner (2016)	
— Women	32.1%
— Men	63.3%
Women aged 15–49 years who have their demand for family planning satisfied by modern methods (2016)	29.8%
Men aged 15–49 years who are circumcised (2016)	Not applicable
Voluntary medical male circumcisions performed according to national standards	Not applicable
People who received PrEP at least once during the reporting period	...
Harm reduction	
— Use of sterile injecting equipment at last injection	...
— Needles and syringes distributed per person who injects	...
— Coverage of opioid substitution therapy	...
— Naloxone available (2019)	No
— Safe injection rooms available (2019)	No

EPIDEMIC ESTIMATES

	2010	2015	2018
<b>New HIV infections</b>			
New HIV infections (all ages)	13 000 [12 000–14 000]	10 000 [9000–11 000]	8500 [7000–10 000]
New HIV infections (0–14)	2100 [1400–2600]	1100 [530–1500]	<500 [<500–630]
New HIV infections (women, 15+)	6200 [5500–6700]	5000 [4300–5600]	4500 [3700–5400]
New HIV infections (men, 15+)	5100 [4500–5700]	4200 [3600–4800]	3700 [3000–4400]
HIV incidence per 1000 population	7.98 [7.28–8.66]	5.61 [4.88–6.17]	4.36 [3.6–5.19]
<b>AIDS-related deaths</b>			
AIDS-related deaths (all ages)	7300 [6500–8000]	5000 [4300–5800]	4800 [4100–5700]
AIDS-related deaths (0–14)	1500 [1100–1800]	710 [<500–990]	520 [<500–780]
AIDS-related deaths (women, 15+)	3100 [2700–3500]	2100 [1800–2500]	2100 [1800–2600]
AIDS-related deaths (men, 15+)	2600 [2300–2900]	2200 [1800–2500]	2200 [1900–2600]
<b>People living with HIV</b>			
People living with HIV (all ages)	340 000 [300 000–360 000]	360 000 [320 000–390 000]	370 000 [330 000–400 000]
People living with HIV (0–14)	25 000 [22 000–29 000]	19 000 [15 000–22 000]	14 000 [10 000–17 000]
People living with HIV (women, 15+)	180 000 [160 000–190 000]	190 000 [170 000–210 000]	200 000 [180 000–220 000]
People living with HIV (men, 15+)	140 000 [120 000–150 000]	150 000 [130 000–160 000]	150 000 [140 000–170 000]
HIV prevalence (15–49)	23.2 [20.9–24.8]	21.6 [18.9–23.1]	20.3 [17.3–21.8]

LAWS AND POLICIES

Laws criminalizing the transmission of, non-disclosure of or exposure to HIV transmission	Yes
Criminalization of sex work among consenting adults	Any criminalization or punitive regulation of sex work
Criminalization of same-sex sexual acts	Laws penalizing same-sex sexual acts have been decriminalized or never existed
Drug use or possession for personal use is an offence	Possession of drugs for personal use or drug use and/or consumption are specified as criminal offences
Criminalization of transgender people	Neither criminalized nor prosecuted
Laws or policies restricting the entry, stay and residence of people living with HIV	No
Parental consent for adolescents to access HIV testing	Yes, for adolescents younger than 16 years
Spousal consent for married women to access sexual and reproductive health services	No
Mandatory HIV testing for marriage, work or residence permits or for certain groups	Yes

STIGMA AND DISCRIMINATION

Percentage of women and men aged 15–49 years who report discriminatory attitudes towards people living with HIV

Percentage of people living with HIV denied health services because of their HIV status in the last 12 months **2013**  
3

Percentage of people living with HIV who reported a health-care professional told others about their HIV status without their consent **2013**  
2

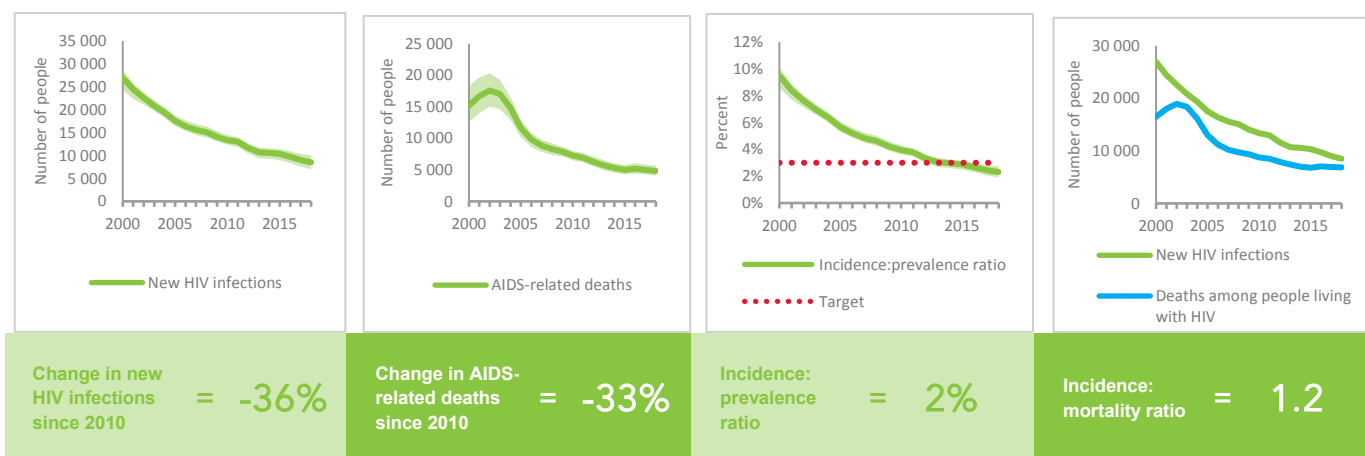
VIOLENCE

Proportion of ever-married or partnered women aged 15–49 years who experienced physical or sexual violence from a male intimate partner in the past 12 months

EXPENDITURES

	Financing sources					Total
	Domestic private	Domestic public	International: PEPFAR	International: Global Fund	International: all others	
Last available report: 2017	\$0	\$100 590 814	\$47 684 258	\$10 716 702	\$0	\$158 991 773

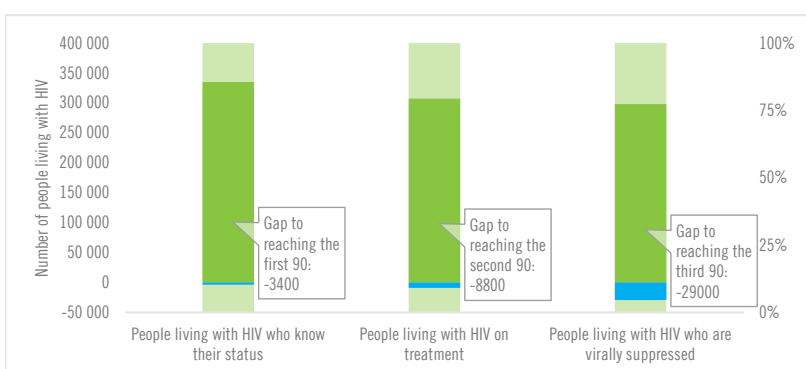
## EPIDEMIC TRANSITION METRICS



## KEY POPULATIONS

	Sex workers	Gay men and other men who have sex with men	People who inject drugs	Transgender people	Prisoners
Estimated size of population	...	...	...	...	...
HIV prevalence	42.2%	14.8%	...	...	...
Know their HIV status	...	...	...	...	...
Antiretroviral therapy coverage	87.6%	73.5%	...	...	...
Condom use	75.7%	77.5%	...	...	...
Coverage of HIV prevention programmes	...	...	...	...	...
Avoidance of health care because of stigma and discrimination	...	...	...	...	...
Expenditures (0)	...	...	...	...	...

## HIV TESTING AND TREATMENT CASCADE



	91% [82- >95%]	83% [75-90%] 307 000	81% [73-88%]
All ages			
Children (0-14)	44% [32-53%]	38% [28-46%] 5400	34% [25-42%]
Women (15+)	>95% [86- >95%]	>95% [86- >95%] 194 000	93% [84- >95%]
Men (15+)	89% [80- >95%]	71% [64-78%] 108 000	69% [62-75%]

## ELIMINATION OF MOTHER-TO-CHILD TRANSMISSION

	2010	2018
Percentage of pregnant women living with HIV accessing antiretroviral medicines	68% [57-77%]	>95% [77- >95%]
Early infant diagnosis	42.4% [37.4-50.5%]	76.5% [67.7- >95%]

## HIV COMORBIDITIES

Estimated number of incident tuberculosis cases among people living with HIV (2017)	3300 [2100-4700]
People living with HIV who started TB preventive therapy (2017)	...
Women who tested positive for HIV among those screened for cervical cancer (programme data) (2018)	29.9%
People coinfectd with HIV and hepatitis B virus receiving combined treatment	...
People coinfectd with HIV and hepatitis C virus starting hepatitis C treatment	...

## HIV PREVENTION

Adults aged 15+ years with unsuppressed viral load	3.7%
Knowledge of HIV prevention among young people aged 15-24 years (2016)	
— Women	47.4%
— Men	47.1%
Condom use at last sex with a non-marital, non-cohabiting partner	
— Women	...
— Men	...
Women aged 15-49 years who have their demand for family planning satisfied by modern methods	...
Men aged 15-49 years who are circumcised	...
Voluntary medical male circumcisions performed according to national standards (2018)	24 207
People who received PrEP at least once during the reporting period (2018)	38
Harm reduction	
— Use of sterile injecting equipment at last injection	...
— Needles and syringes distributed per person who injects	...
— Coverage of opioid substitution therapy	...
— Naloxone available (2019)	No
— Safe injection rooms available (2019)	No

## EPIDEMIC ESTIMATES

	2010	2015	2018
<b>New HIV infections</b>			
New HIV infections (all ages)	<100 [<100– <100]	<100 [<100– <100]	<100 [<100– <100]
New HIV infections (0–14)	... [...–...]	... [...–...]	... [...–...]
New HIV infections (women, 15+)	<100 [<100– <100]	<100 [<100– <100]	<100 [<100– <100]
New HIV infections (men, 15+)	<100 [<100– <100]	<100 [<100– <100]	<100 [<100– <100]
HIV incidence per 1000 population	0.01 [<0.01–0.03]	0.01 [<0.01–0.02]	<0.01 [<0.01–0.01]
<b>AIDS-related deaths</b>			
AIDS-related deaths (all ages)	<100 [<100– <100]	<100 [<100– <100]	<100 [<100– <100]
AIDS-related deaths (0–14)	... [...–...]	... [...–...]	... [...–...]
AIDS-related deaths (women, 15+)	<100 [<100– <100]	<100 [<100– <100]	<100 [<100– <100]
AIDS-related deaths (men, 15+)	<100 [<100– <100]	<100 [<100– <100]	<100 [<100– <100]
<b>People living with HIV</b>			
People living with HIV (all ages)	<200 [<100– <500]	<200 [<100– <500]	<200 [<100– <500]
People living with HIV (0–14)	... [...–...]	... [...–...]	... [...–...]
People living with HIV (women, 15+)	<100 [<100– <100]	<100 [<100– <100]	<100 [<100– <100]
People living with HIV (men, 15+)	<100 [<100– <200]	<100 [<100– <200]	<100 [<100– <200]
HIV prevalence (15–49)	<0.1 [<0.1– <0.1]	<0.1 [<0.1– <0.1]	<0.1 [<0.1– <0.1]

## LAWS AND POLICIES

Laws criminalizing the transmission of, non-disclosure of or exposure to HIV transmission	No
Criminalization of sex work among consenting adults	Any criminalization or punitive regulation of sex work
Criminalization of same-sex sexual acts	No specific legislation
Drug use or possession for personal use is an offence	Possession of drugs for personal use or drug use and/or consumption are specified as criminal offences
Criminalization of transgender people	Neither criminalized nor prosecuted
Laws or policies restricting the entry, stay and residence of people living with HIV	No
Parental consent for adolescents to access HIV testing	No
Spousal consent for married women to access sexual and reproductive health services	No
Mandatory HIV testing for marriage, work or residence permits or for certain groups	No

## STIGMA AND DISCRIMINATION

Percentage of women and men aged 15–49 years who report discriminatory attitudes towards people living with HIV

Percentage of people living with HIV denied health services because of their HIV status in the last 12 months

Percentage of people living with HIV who reported a health-care professional told others about their HIV status without their consent

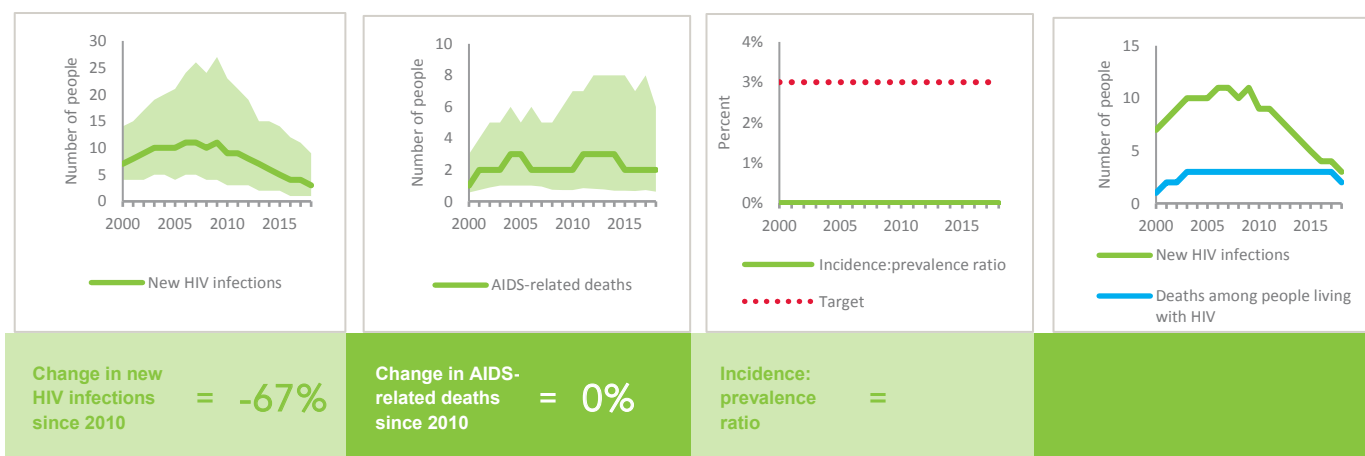
## VIOLENCE

Proportion of ever-married or partnered women aged 15–49 years who experienced physical or sexual violence from a male intimate partner in the past 12 months

## EXPENDITURES

	Financing sources					Total
	Domestic private	Domestic public	International: PEPFAR	International: Global Fund	International: all others	
Last available report: 2018	...	\$160 037	...	\$1 062 108	\$20 932	\$1 243 077

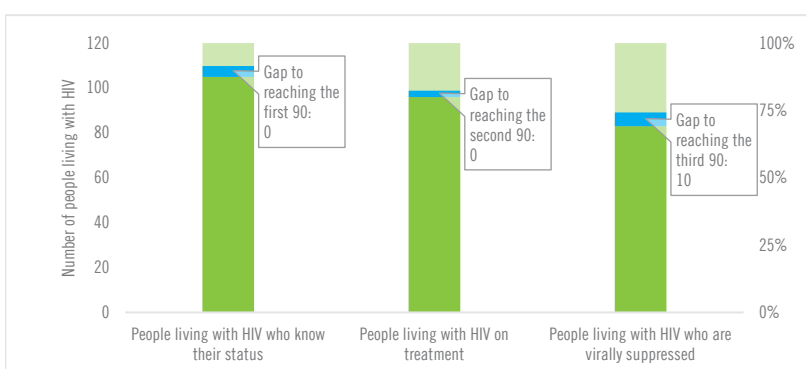
## EPIDEMIC TRANSITION METRICS



## KEY POPULATIONS

	Sex workers	Gay men and other men who have sex with men	People who inject drugs	Transgender people	Prisoners
Estimated size of population	...	...	...	...	...
HIV prevalence	0.3%	0.0%	1.8%	...	...
Know their HIV status	...	...	...	...	...
Antiretroviral therapy coverage	...	...	...	...	...
Condom use	26.0%	56.2%	43.8%	...	...
Coverage of HIV prevention programmes	...	...	...	...	...
Avoidance of health care because of stigma and discrimination	...	...	...	...	...
Expenditures (2017)	\$0	\$0	\$0	...	...

## HIV TESTING AND TREATMENT CASCADE



	86% [43- >95%]	79% [39- >95%] 100	68% [34- >95%]
All ages			
Children (0-14)	...% [...-...%]	...% [...-...%] ...	...% [...-...%]
Women (15+)	78% [42- >95%]	63% [33- >95%] 30	...% [...-...%]
Men (15+)	>95% [50- >95%]	>95% [50- >95%] 60	...% [...-...%]

## ELIMINATION OF MOTHER-TO-CHILD TRANSMISSION

	2010	2018
Percentage of pregnant women living with HIV accessing antiretroviral medicines	...% [...-...%]	...% [...-...%]
Early infant diagnosis	...% [...-...%]	...% [...-...%]

## HIV COMORBIDITIES

Estimated number of incident tuberculosis cases among people living with HIV (2017)	9 [6-13]
People living with HIV who started TB preventive therapy (2017)	10%
Cervical cancer screening of women living with HIV	...
People coinfecting with HIV and hepatitis B virus receiving combined treatment	...
People coinfecting with HIV and hepatitis C virus starting hepatitis C treatment	...

## HIV PREVENTION

Adults aged 15+ years with unsuppressed viral load	<0.1%
Knowledge of HIV prevention among young people aged 15-24 years	
— Women	...
— Men	...
Condom use at last sex with a non-marital, non-cohabiting partner	
— Women	...
— Men	...
Women aged 15-49 years who have their demand for family planning satisfied by modern methods	...
Men aged 15-49 years who are circumcised	Not applicable
Voluntary medical male circumcisions performed according to national standards	Not applicable
People who received PrEP at least once during the reporting period	...
Harm reduction	
— Use of sterile injecting equipment at last injection	...
— Needles and syringes distributed per person who injects	...
— Coverage of opioid substitution therapy	...
— Naloxone available (2019)	No
— Safe injection rooms available (2019)	No

## EPIDEMIC ESTIMATES

	2010	2015	2018
<b>New HIV infections</b>			
New HIV infections (all ages)	810 [510–1200]	640 [<500–1100]	580 [<500–1000]
New HIV infections (0–14)	<500 [<200– <500]	<200 [<100– <500]	<200 [<100– <500]
New HIV infections (women, 15+)	<500 [<500–540]	<500 [<200–530]	<500 [<200–500]
New HIV infections (men, 15+)	<500 [<200– <500]	<200 [<200– <500]	<200 [<100– <500]
HIV incidence per 1000 population	0.28 [0.18–0.42]	0.18 [0.1–0.32]	0.15 [0.08–0.28]
<b>AIDS-related deaths</b>			
AIDS-related deaths (all ages)	620 [<500–980]	<500 [<500–830]	<500 [<500–890]
AIDS-related deaths (0–14)	<200 [<200– <500]	<200 [<100– <200]	<200 [<100– <200]
AIDS-related deaths (women, 15+)	<500 [<200– <500]	<500 [<200– <500]	<500 [<200– <500]
AIDS-related deaths (men, 15+)	<200 [<200– <500]	<200 [<100– <500]	<200 [<100– <500]
<b>People living with HIV</b>			
People living with HIV (all ages)	17 000 [13 000–22 000]	18 000 [13 000–23 000]	18 000 [13 000–24 000]
People living with HIV (0–14)	1800 [1300–2400]	1500 [1000–2200]	1300 [930–2000]
People living with HIV (women, 15+)	9300 [7000–12 000]	9800 [7500–13 000]	9800 [7400–13 000]
People living with HIV (men, 15+)	6000 [4500–7900]	6300 [4800–8500]	6400 [4800–8700]
HIV prevalence (15–49)	0.9 [0.7–1.2]	0.8 [0.6–1.1]	0.7 [0.5–0.9]

## LAWS AND POLICIES

Laws criminalizing the transmission of, non-disclosure of or exposure to HIV transmission	...
Criminalization of sex work among consenting adults	...
Criminalization of same-sex sexual acts	Yes, imprisonment (up to 14 years)
Drug use or possession for personal use is an offence	...
Criminalization of transgender people	...
Laws or policies restricting the entry, stay and residence of people living with HIV	No
Parental consent for adolescents to access HIV testing	...
Spousal consent for married women to access sexual and reproductive health services	...
Mandatory HIV testing for marriage, work or residence permits or for certain groups	...

## STIGMA AND DISCRIMINATION

Percentage of women and men aged 15–49 years who report discriminatory attitudes towards people living with HIV

Percentage of people living with HIV denied health services because of their HIV status in the last 12 months

Percentage of people living with HIV who reported a health-care professional told others about their HIV status without their consent

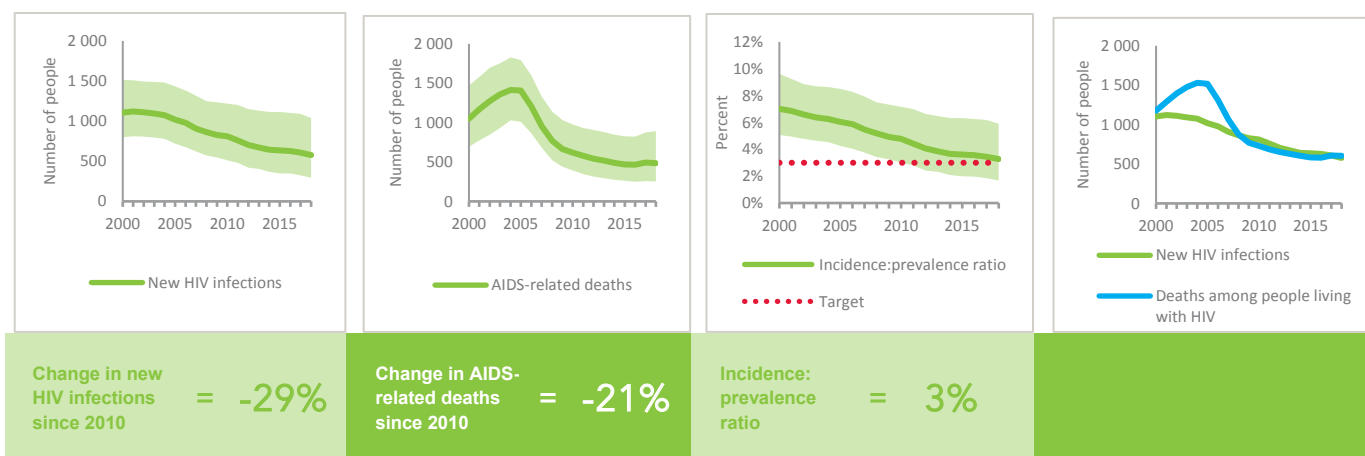
## VIOLENCE

Proportion of ever-married or partnered women aged 15–49 years who experienced physical or sexual violence from a male intimate partner in the past 12 months

## EXPENDITURES

	Financing sources					Total
	Domestic private	Domestic public	International: PEPFAR	International: Global Fund	International: all others	
Last available report: 2018	...	...	...	\$4 631 024	...	\$4 631 024

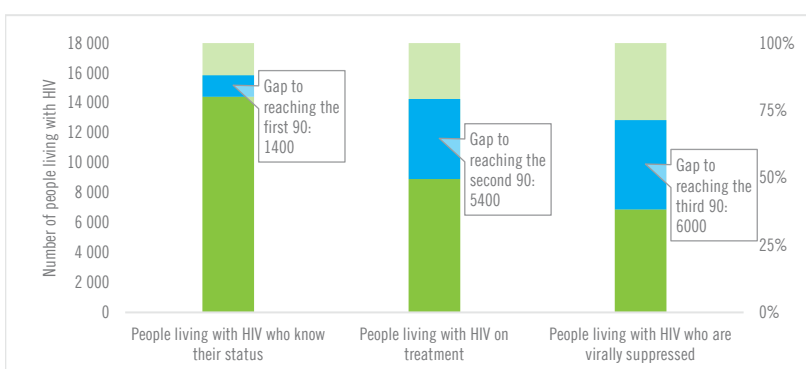
## EPIDEMIC TRANSITION METRICS



## KEY POPULATIONS

	Sex workers	Gay men and other men who have sex with men	People who inject drugs	Transgender people	Prisoners
Estimated size of population	...	...	...	...	...
HIV prevalence	10.4%	...	...	...	1.3%
Know their HIV status	...	...	...	...	...
Antiretroviral therapy coverage	...	...	...	...	...
Condom use	94.5%	...	...	...	...
Coverage of HIV prevention programmes	...	...	...	...	...
Avoidance of health care because of stigma and discrimination	...	...	...	...	...
Expenditures (0)	...	...	...	...	...

## HIV TESTING AND TREATMENT CASCADE



	82% [61– >95%]	51% [38–68%] 8900	39% [29–53%]
All ages			
Children (0–14)	37% [26–55%]	37% [26–55%] 500	...% [...–...%]
Women (15+)	85% [64– >95%]	53% [40–72%] 5200	...% [...–...%]
Men (15+)	87% [64– >95%]	50% [37–67%] 3200	...% [...–...%]

## ELIMINATION OF MOTHER-TO-CHILD TRANSMISSION

	2010	2018
Percentage of pregnant women living with HIV accessing antiretroviral medicines	21% [15–29%]	48% [34–69%]
Early infant diagnosis	...% [...–...%]	20.2% [14.1–28.6%]

## HIV COMORBIDITIES

Estimated number of incident tuberculosis cases among people living with HIV (2017)	150 [95–210]
People living with HIV who started TB preventive therapy (2017)	37.7%
Cervical cancer screening of women living with HIV	...
People coinfecting with HIV and hepatitis B virus receiving combined treatment	...
People coinfecting with HIV and hepatitis C virus starting hepatitis C treatment	...

## HIV PREVENTION

Adults aged 15+ years with unsuppressed viral load	...
Knowledge of HIV prevention among young people aged 15–24 years	...
— Women	...
— Men	...
Condom use at last sex with a non-marital, non-cohabiting partner	...
— Women	...
— Men	...
Women aged 15–49 years who have their demand for family planning satisfied by modern methods	...
Men aged 15–49 years who are circumcised	Not applicable
Voluntary medical male circumcisions performed according to national standards	Not applicable
People who received PrEP at least once during the reporting period	...
Harm reduction	...
— Use of sterile injecting equipment at last injection	...
— Needles and syringes distributed per person who injects	...
— Coverage of opioid substitution therapy	...
— Naloxone available (2019)	...
— Safe injection rooms available (2019)	...

## EPIDEMIC ESTIMATES

	2010	2015	2018
<b>New HIV infections</b>			
New HIV infections (all ages)	11 000 [11 000–12 000]	9800 [9000–11 000]	7800 [6900–8900]
New HIV infections (0–14)	1300 [1000–1700]	850 [710–1200]	850 [510–1200]
New HIV infections (women, 15+)	5900 [5400–6400]	5300 [4800–5900]	4100 [3600–4700]
New HIV infections (men, 15+)	4000 [3700–4500]	3700 [3400–4200]	2800 [2500–3300]
HIV incidence per 1000 population	14.41 [13.56–15.38]	11.48 [10.62–12.69]	8.62 [7.64–9.97]
<b>AIDS-related deaths</b>			
AIDS-related deaths (all ages)	3800 [3400–4200]	2600 [2300–3000]	2400 [2000–2900]
AIDS-related deaths (0–14)	1100 [900–1400]	<500 [<500–720]	<500 [<500– <500]
AIDS-related deaths (women, 15+)	1500 [1300–1700]	1300 [1100–1500]	1300 [1000–1500]
AIDS-related deaths (men, 15+)	1200 [1000–1300]	890 [770–1000]	830 [670–990]
<b>People living with HIV</b>			
People living with HIV (all ages)	160 000 [150 000–170 000]	190 000 [180 000–210 000]	210 000 [190 000–220 000]
People living with HIV (0–14)	13 000 [11 000–14 000]	12 000 [11 000–14 000]	11 000 [9400–13 000]
People living with HIV (women, 15+)	93 000 [86 000–100 000]	110 000 [110 000–120 000]	120 000 [110 000–130 000]
People living with HIV (men, 15+)	54 000 [50 000–60 000]	67 000 [62 000–74 000]	72 000 [66 000–80 000]
HIV prevalence (15–49)	27.4 [25.2–29.3]	28.1 [26–29.9]	27.3 [25.1–29]

## LAWS AND POLICIES

Laws criminalizing the transmission of, non-disclosure of or exposure to HIV transmission	No, but prosecutions exist based on general criminal laws
Criminalization of sex work among consenting adults	Any criminalization or punitive regulation of sex work
Criminalization of same-sex sexual acts	Yes, imprisonment (up to 14 years)
Drug use or possession for personal use is an offence	Possession of drugs for personal use or drug use and/or consumption are specified as criminal offences
Criminalization of transgender people	Neither criminalized nor prosecuted
Laws or policies restricting the entry, stay and residence of people living with HIV	No
Parental consent for adolescents to access HIV testing	Yes, for adolescents younger than 18 years
Spousal consent for married women to access sexual and reproductive health services	Yes
Mandatory HIV testing for marriage, work or residence permits or for certain groups	No

## STIGMA AND DISCRIMINATION

Percentage of women and men aged 15–49 years who report discriminatory attitudes towards people living with HIV	2010	2014
	12.5	5.7

Percentage of people living with HIV denied health services because of their HIV status in the last 12 months

Percentage of people living with HIV who reported a health-care professional told others about their HIV status without their consent

## VIOLENCE

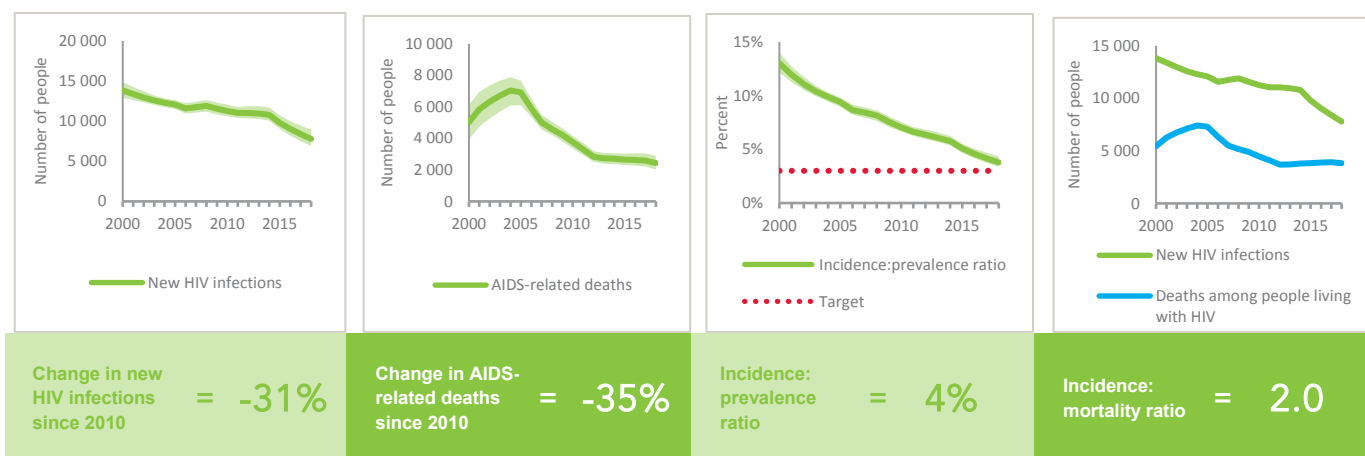
Proportion of ever-married or partnered women aged 15–49 years who experienced physical or sexual violence from a male intimate partner in the past 12 months

## EXPENDITURES

	Financing sources					Total
	Domestic private	Domestic public	International: PEPFAR	International: Global Fund	International: all others	
Last available report: 2013	...	\$33 155 127	...	...	\$63 776 395	\$96 931 522



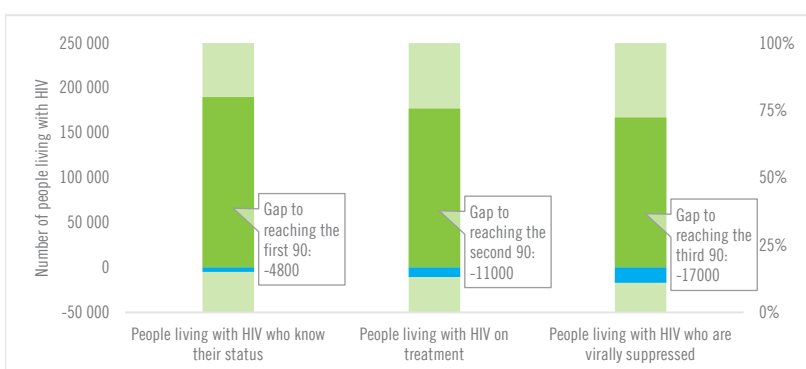
## EPIDEMIC TRANSITION METRICS



## KEY POPULATIONS

	Sex workers	Gay men and other men who have sex with men	People who inject drugs	Transgender people	Prisoners
Estimated size of population	...	...	...	...	...
HIV prevalence	60.5%	12.6%	...	...	34.9%
Know their HIV status	...	...	...	...	...
Antiretroviral therapy coverage	...	...	...	...	...
Condom use	82.9%	57.6%	...	...	...
Coverage of HIV prevention programmes	...	...	...	...	...
Avoidance of health care because of stigma and discrimination	...	...	...	...	...
Expenditures (0)	...	...	...	...	...

## HIV TESTING AND TREATMENT CASCADE



	2010	2018
All ages	92% [86– >95%]	86% [80–94%] 177 000
Children (0–14)	78% [65–91%]	76% [63–88%] 8600
Women (15+)	93% [87– >95%]	91% [85– >95%] 111 000
Men (15+)	93% [86– >95%]	79% [73–87%] 57 100

## ELIMINATION OF MOTHER-TO-CHILD TRANSMISSION

	2010	2018
Percentage of pregnant women living with HIV accessing antiretroviral medicines	73% [61–81%]	79% [66–89%]
Early infant diagnosis	43.0% [38.5–51.3%]	78.0% [69.6–93.9%]

## HIV COMORBIDITIES

Estimated number of incident tuberculosis cases among people living with HIV (2017)	2900 [1900–4200]
People living with HIV who started TB preventive therapy (2017)	1%
Cervical cancer screening of women living with HIV	...
People coinfectd with HIV and hepatitis B virus receiving combined treatment	...
People coinfectd with HIV and hepatitis C virus starting hepatitis C treatment	...

## HIV PREVENTION

Adults aged 15+ years with unsuppressed viral load	5%
Knowledge of HIV prevention among young people aged 15–24 years (2014)	
— Women	49.1%
— Men	50.9%
Condom use at last sex with a non-marital, non-cohabiting partner	
— Women	...
— Men	...
Women aged 15–49 years who have their demand for family planning satisfied by modern methods	...
Men aged 15–49 years who are circumcised	...
Voluntary medical male circumcisions performed according to national standards (2018)	14 316
People who received PrEP at least once during the reporting period	...
Harm reduction	
— Use of sterile injecting equipment at last injection	...
— Needles and syringes distributed per person who injects	...
— Coverage of opioid substitution therapy	...
— Naloxone available (2019)	No
— Safe injection rooms available (2019)	No

## EPIDEMIC ESTIMATES

	2010	2015	2018
<b>New HIV infections</b>			
New HIV infections (all ages)	29 000 [18 000–52 000]	24 000 [14 000–42 000]	23 000 [14 000–40 000]
New HIV infections (0–14)	6200 [3600–13 000]	3300 [1900–6900]	2700 [1600–5600]
New HIV infections (women, 15+)	14 000 [8600–26 000]	13 000 [7500–22 000]	12 000 [7300–22 000]
New HIV infections (men, 15+)	8600 [5100–15 000]	7800 [4600–14 000]	7600 [4500–13 000]
HIV incidence per 1000 population	0.39 [0.24–0.69]	0.27 [0.17–0.49]	0.24 [0.14–0.43]
<b>AIDS-related deaths</b>			
AIDS-related deaths (all ages)	20 000 [12 000–35 000]	13 000 [7800–22 000]	11 000 [6800–19 000]
AIDS-related deaths (0–14)	5400 [2600–11 000]	2400 [1200–5000]	1800 [870–3800]
AIDS-related deaths (women, 15+)	8600 [5100–15 000]	6400 [3800–11 000]	5500 [3300–9900]
AIDS-related deaths (men, 15+)	5900 [3900–10 000]	3900 [2600–6700]	3700 [2500–6300]
<b>People living with HIV</b>			
People living with HIV (all ages)	630 000 [480 000–830 000]	670 000 [510 000–870 000]	690 000 [530 000–900 000]
People living with HIV (0–14)	58 000 [37 000–87 000]	42 000 [27 000–64 000]	36 000 [23 000–55 000]
People living with HIV (women, 15+)	360 000 [280 000–470 000]	390 000 [300 000–510 000]	410 000 [320 000–540 000]
People living with HIV (men, 15+)	210 000 [160 000–270 000]	230 000 [180 000–300 000]	240 000 [180 000–310 000]
HIV prevalence (15–49)	1.3 [1–1.8]	1.1 [0.8–1.5]	1 [0.7–1.4]

## LAWS AND POLICIES

Laws criminalizing the transmission of, non-disclosure of or exposure to HIV transmission	Yes
Criminalization of sex work among consenting adults	Any criminalization or punitive regulation of sex work
Criminalization of same-sex sexual acts	Yes, penalty not specified
Drug use or possession for personal use is an offence	...
Criminalization of transgender people	...
Laws or policies restricting the entry, stay and residence of people living with HIV	No
Parental consent for adolescents to access HIV testing	Yes, for adolescents younger than 18 years
Spousal consent for married women to access sexual and reproductive health services	No
Mandatory HIV testing for marriage, work or residence permits or for certain groups	No

## STIGMA AND DISCRIMINATION

	2011	2016
Percentage of women and men aged 15–49 years who report discriminatory attitudes towards people living with HIV	59.9	58.5

Percentage of people living with HIV denied health services because of their HIV status in the last 12 months

Percentage of people living with HIV who reported a health-care professional told others about their HIV status without their consent

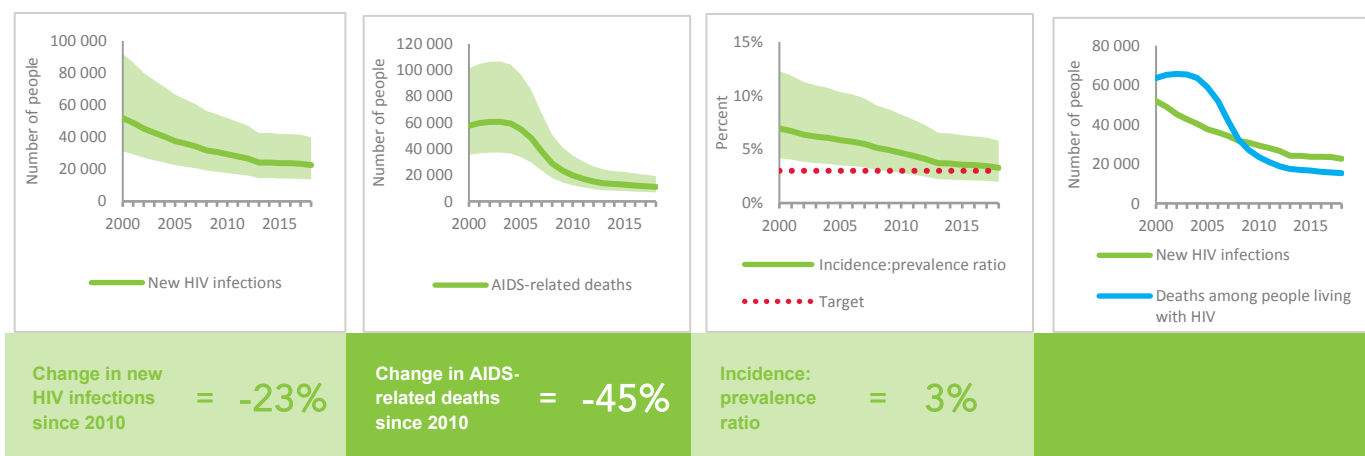
## VIOLENCE

Proportion of ever-married or partnered women aged 15–49 years who experienced physical or sexual violence from a male intimate partner in the past 12 months	19.8
---	------

## EXPENDITURES

	Financing sources					Total
	Domestic private	Domestic public	International: PEPFAR	International: Global Fund	International: all others	
Last available report: 2016	...	\$54 369 431	\$200 243 640	\$59 670 093	\$37 300 707	\$351 583 871

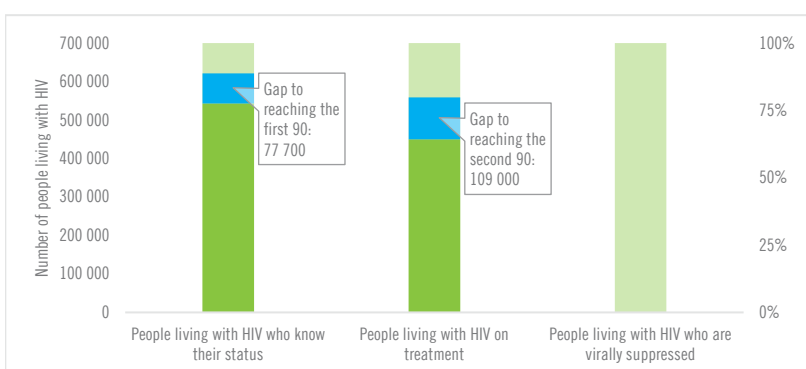
## EPIDEMIC TRANSITION METRICS



## KEY POPULATIONS

	Sex workers	Gay men and other men who have sex with men	People who inject drugs	Transgender people	Prisoners
Estimated size of population	...	...	...	...	...
HIV prevalence	24.3%	...	...	...	...
Know their HIV status	...	...	...	...	...
Antiretroviral therapy coverage	...	...	...	...	...
Condom use	...	...	...	...	...
Coverage of HIV prevention programmes	...	...	...	...	...
Avoidance of health care because of stigma and discrimination	...	...	...	...	...
Expenditures (2016)	\$35 492	\$0	\$0		

## HIV TESTING AND TREATMENT CASCADE



	79% [60– >95%]	65% [50–85%] 450 000	...% [...–...%]
All ages			
Children (0–14)	59% [38–90%]	59% [38–90%] 21 500	...% [...–...%]
Women (15+)	79% [61– >95%]	65% [50–85%] 269 000	...% [...–...%]
Men (15+)	81% [62– >95%]	66% [51–86%] 160 000	...% [...–...%]

## ELIMINATION OF MOTHER-TO-CHILD TRANSMISSION

	2010	2018
Percentage of pregnant women living with HIV accessing antiretroviral medicines	28% [19–38%]	92% [63– >95%]
Early infant diagnosis	52.5% [37.7–76.7%]	60.8% [43.7–88.8%]

## HIV COMORBIDITIES

Estimated number of incident tuberculosis cases among people living with HIV (2017)	12 000 [8600 –17 000]
People living with HIV who started TB preventive therapy (2017)	45.5%
Cervical cancer screening of women living with HIV	...
People coinfecting with HIV and hepatitis B virus receiving combined treatment	...
People coinfecting with HIV and hepatitis C virus starting hepatitis C treatment	...

## HIV PREVENTION

Adults aged 15+ years with unsuppressed viral load	...
Knowledge of HIV prevention among young people aged 15–24 years (2016)	
— Women	24.3%
— Men	39.1%
Condom use at last sex with a non-marital, non-cohabiting partner (2016)	
— Women	21.3%
— Men	54%
Women aged 15–49 years who have their demand for family planning satisfied by modern methods (2016)	61.4%
Men aged 15–49 years who are circumcised (2016)	91%
Voluntary medical male circumcisions performed according to national standards (2018)	23 009
People who received PrEP at least once during the reporting period	...
Harm reduction	
— Use of sterile injecting equipment at last injection	...
— Needles and syringes distributed per person who injects	...
— Coverage of opioid substitution therapy	...
— Naloxone available (2019)	No
— Safe injection rooms available (2019)	No

## EPIDEMIC ESTIMATES

	2010	2015	2018
<b>New HIV infections</b>			
New HIV infections (all ages)	66 000 [38 000–110 000]	51 000 [30 000–88 000]	46 000 [27 000–78 000]
New HIV infections (0–14)	18 000 [10 000–30 000]	9 100 [5 200–15 000]	7 600 [4 400–13 000]
New HIV infections (women, 15+)	30 000 [17 000–52 000]	26 000 [15 000–46 000]	24 000 [14 000–41 000]
New HIV infections (men, 15+)	18 000 [10 000–33 000]	16 000 [9 000–29 000]	14 000 [8 200–26 000]
HIV incidence per 1000 population	1.83 [1.07–3.13]	1.24 [0.73–2.12]	1.02 [0.6–1.75]
<b>AIDS-related deaths</b>			
AIDS-related deaths (all ages)	56 000 [41 000–86 000]	38 000 [27 000–57 000]	25 000 [18 000–38 000]
AIDS-related deaths (0–14)	16 000 [8 900–26 000]	8 300 [4 700–14 000]	5 200 [3 000–8 800]
AIDS-related deaths (women, 15+)	25 000 [18 000–39 000]	13 000 [9 400–20 000]	9 100 [6 700–14 000]
AIDS-related deaths (men, 15+)	15 000 [11 000–24 000]	16 000 [12 000–25 000]	11 000 [7 700–17 000]
<b>People living with HIV</b>			
People living with HIV (all ages)	1 500 000 [1 200 000–1 800 000]	1 500 000 [1 300 000–1 800 000]	1 600 000 [1 300 000–1 900 000]
People living with HIV (0–14)	210 000 [160 000–270 000]	150 000 [120 000–190 000]	120 000 [95 000–160 000]
People living with HIV (women, 15+)	780 000 [660 000–930 000]	860 000 [730 000–1 000 000]	910 000 [770 000–1 100 000]
People living with HIV (men, 15+)	490 000 [410 000–590 000]	520 000 [440 000–620 000]	530 000 [450 000–640 000]
HIV prevalence (15–49)	6 [5.1–7.1]	5.2 [4.4–6.2]	4.7 [4–5.7]

## LAWS AND POLICIES

Laws criminalizing the transmission of, non-disclosure of or exposure to HIV transmission	Yes
Criminalization of sex work among consenting adults	Any criminalization or punitive regulation of sex work
Criminalization of same-sex sexual acts	Yes, imprisonment (up to 14 years)
Drug use or possession for personal use is an offence	Possession of drugs for personal use or drug use and/or consumption are specified as criminal offences
Criminalization of transgender people	Neither criminalized nor prosecuted
Laws or policies restricting the entry, stay and residence of people living with HIV	No
Parental consent for adolescents to access HIV testing	Yes, for adolescents younger than 18 years
Spousal consent for married women to access sexual and reproductive health services	No
Mandatory HIV testing for marriage, work or residence permits or for certain groups	No

## STIGMA AND DISCRIMINATION

	2009	2014
Percentage of women and men aged 15–49 years who report discriminatory attitudes towards people living with HIV	27.9	11.9

Percentage of people living with HIV denied health services because of their HIV status in the last 12 months

Percentage of people living with HIV who reported a health-care professional told others about their HIV status without their consent

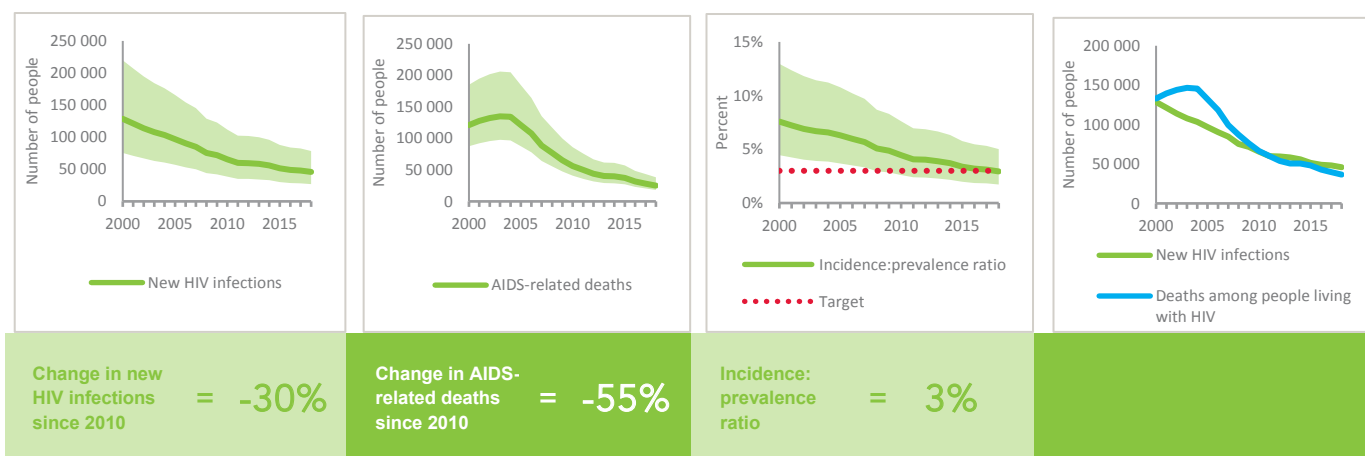
## VIOLENCE

	2009	2014
Proportion of ever-married or partnered women aged 15–49 years who experienced physical or sexual violence from a male intimate partner in the past 12 months	31.7	25.5

## EXPENDITURES

	Financing sources					Total
	Domestic private	Domestic public	International: PEPFAR	International: Global Fund	International: all others	
Last available report: 2017	\$91 422 168	\$342 351 186	\$615 277 224	\$121 902 916	\$3 931 091	\$1 174 884 586

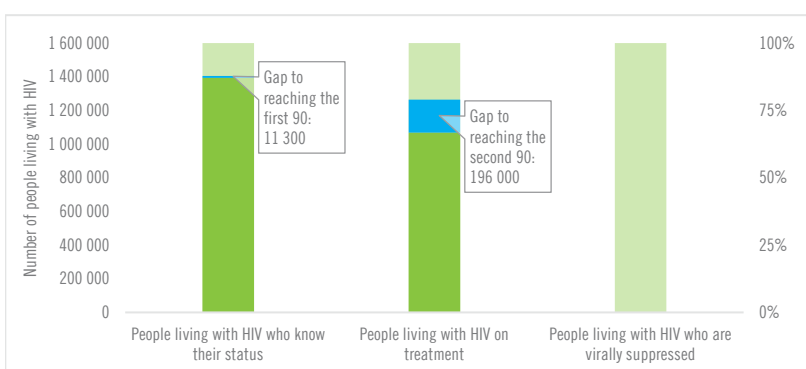
## EPIDEMIC TRANSITION METRICS



## KEY POPULATIONS

	Sex workers	Gay men and other men who have sex with men	People who inject drugs	Transgender people	Prisoners
Estimated size of population	...	...	...	...	...
HIV prevalence	...	...	...	...	...
Know their HIV status	95.5%	...	94.0%	...	...
Antiretroviral therapy coverage	73.0%	62.8%	67.6%	...	...
Condom use	92.0%	...	75.9%	...	...
Coverage of HIV prevention programmes	...	...	...	...	...
Avoidance of health care because of stigma and discrimination	...	...	...	...	...
Expenditures (2017)	\$4 559 192	\$2 609 663	\$5 231 623		

## HIV TESTING AND TREATMENT CASCADE



	89% [76– >95%]	68% [58–82%] 1 068 000	...% [...–...%]
All ages			
Children (0–14)	61% [47–78%]	61% [47–78%] 74 300	54% [42–70%]
Women (15+)	94% [79– >95%]	75% [64–90%] 681 000	...% [...–...%]
Men (15+)	88% [75– >95%]	59% [50–71%] 313 000	...% [...–...%]

## ELIMINATION OF MOTHER-TO-CHILD TRANSMISSION

	2010	2018
Percentage of pregnant women living with HIV accessing antiretroviral medicines	50% [39–63%]	91% [70– >95%]
Early infant diagnosis	67.1% [53.1–87.2%]	67.3% [53.3–87.4%]

## HIV COMORBIDITIES

Estimated number of incident tuberculosis cases among people living with HIV (2017)	45 000 [27 000–68 000]
People living with HIV who started TB preventive therapy (2017)	...
Cervical cancer screening of women living with HIV	...
People coinfecting with HIV and hepatitis B virus receiving combined treatment	...
People coinfecting with HIV and hepatitis C virus starting hepatitis C treatment	...

## HIV PREVENTION

Adults aged 15+ years with unsuppressed viral load	...
Knowledge of HIV prevention among young people aged 15–24 years (2014)	
— Women	56.6%
— Men	63.7%
Condom use at last sex with a non-marital, non-cohabiting partner (2014)	
— Women	40%
— Men	44.5%
Women aged 15–49 years who have their demand for family planning satisfied by modern methods (2014)	70.8%
Men aged 15–49 years who are circumcised (2014)	92.6%
Voluntary medical male circumcisions performed according to national standards (2018)	286 899
People who received PrEP at least once during the reporting period (2018)	31 313
Harm reduction	
— Use of sterile injecting equipment at last injection (2017)	88.4%
— Needles and syringes distributed per person who injects (2018)	137
— Coverage of opioid substitution therapy (2018)	26.4%
— Naloxone available (2019)	No
— Safe injection rooms available (2019)	Yes

## EPIDEMIC ESTIMATES

	2010	2015	2018
<b>New HIV infections</b>			
New HIV infections (all ages)	20 000 [18 000–21 000]	17 000 [15 000–18 000]	13 000 [11 000–15 000]
New HIV infections (0–14)	2100 [1600–2500]	1300 [900–1800]	1300 [780–1800]
New HIV infections (women, 15+)	10 000 [8700–11 000]	8600 [7300–9700]	6600 [5500–7800]
New HIV infections (men, 15+)	7600 [6700–8800]	6700 [5700–7900]	5200 [4200–6300]
HIV incidence per 1000 population	12.36 [10.93–13.48]	10.07 [8.77–11.3]	7.8 [6.69–9.15]
<b>AIDS-related deaths</b>			
AIDS-related deaths (all ages)	7200 [5600–10 000]	8200 [6600–11 000]	6100 [5000–7600]
AIDS-related deaths (0–14)	1200 [850–1400]	990 [690–1300]	620 [<500–870]
AIDS-related deaths (women, 15+)	3100 [2300–4300]	3300 [2500–4400]	2600 [2100–3200]
AIDS-related deaths (men, 15+)	2900 [2300–4700]	4000 [3200–6100]	2800 [2300–3900]
<b>People living with HIV</b>			
People living with HIV (all ages)	300 000 [280 000–320 000]	330 000 [310 000–350 000]	340 000 [320 000–360 000]
People living with HIV (0–14)	15 000 [13 000–17 000]	13 000 [11 000–15 000]	12 000 [9500–14 000]
People living with HIV (women, 15+)	170 000 [160 000–180 000]	190 000 [180 000–200 000]	190 000 [180 000–210 000]
People living with HIV (men, 15+)	120 000 [110 000–130 000]	130 000 [120 000–140 000]	130 000 [120 000–150 000]
HIV prevalence (15–49)	24.1 [22.7–24.9]	24.5 [22.3–25.5]	23.6 [21.2–24.7]

## LAWS AND POLICIES

Laws criminalizing the transmission of, non-disclosure of or exposure to HIV transmission	Yes
Criminalization of sex work among consenting adults	Sex work is not subject to punitive regulations or is not criminalized
Criminalization of same-sex sexual acts	No specific legislation
Drug use or possession for personal use is an offence	...
Criminalization of transgender people	Neither criminalized nor prosecuted
Laws or policies restricting the entry, stay and residence of people living with HIV	No
Parental consent for adolescents to access HIV testing	Yes, for adolescents younger than 14 years
Spousal consent for married women to access sexual and reproductive health services	No
Mandatory HIV testing for marriage, work or residence permits or for certain groups	No

## STIGMA AND DISCRIMINATION

Percentage of women and men aged 15–49 years who report discriminatory attitudes towards people living with HIV	<b>2009</b>	<b>2014</b>
	22.8	13.9
Percentage of people living with HIV denied health services because of their HIV status in the last 12 months		<b>2013</b>
		4
Percentage of people living with HIV who reported a health-care professional told others about their HIV status without their consent		<b>2013</b>
		3.7

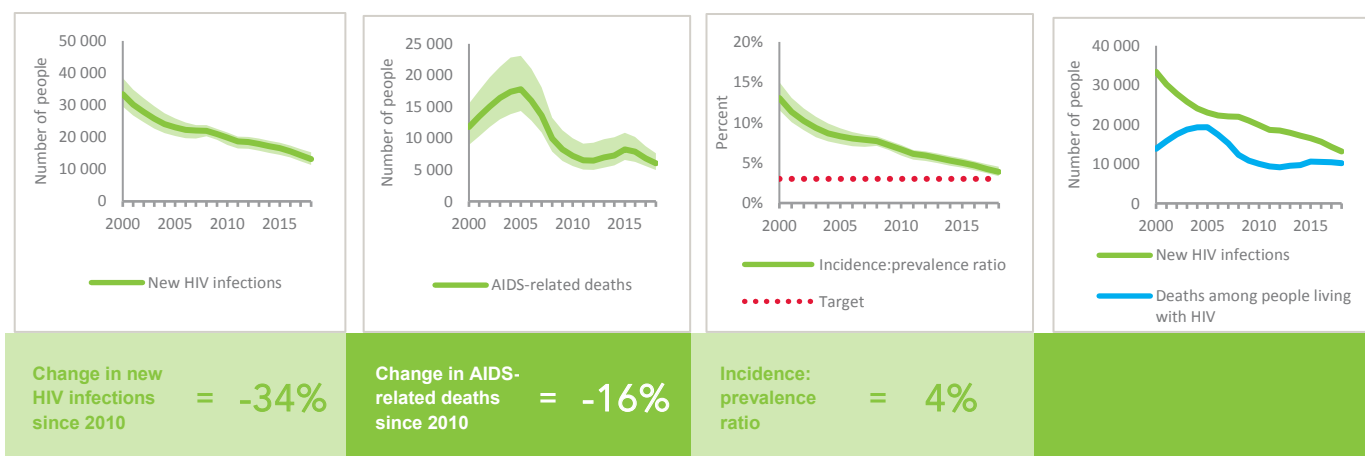
## VIOLENCE

Proportion of ever-married or partnered women aged 15–49 years who experienced physical or sexual violence from a male intimate partner in the past 12 months

## EXPENDITURES

	Financing sources					Total
	Domestic private	Domestic public	International: PEPFAR	International: Global Fund	International: all others	
Last available report: 2017	...	\$20 847 761	\$63 885 192	\$25 882 601	\$3 995 002	\$114 610 556

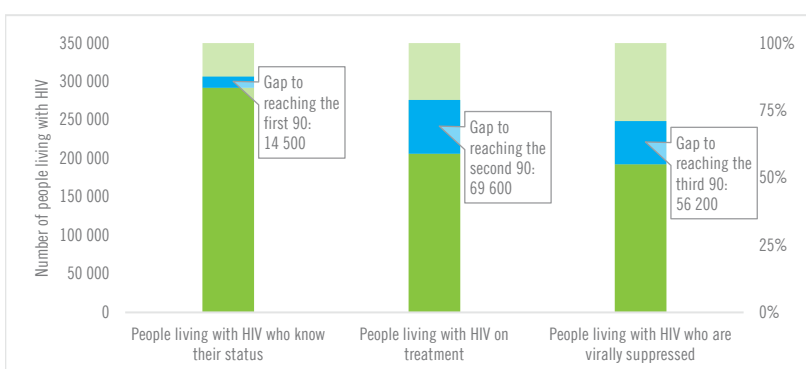
## EPIDEMIC TRANSITION METRICS



## KEY POPULATIONS

	Sex workers	Gay men and other men who have sex with men	People who inject drugs	Transgender people	Prisoners
Estimated size of population	...	...	...	...	...
HIV prevalence	71.9%	32.9%	...	...	31.4%
Know their HIV status	63.8%	82.2%	...	...	...
Antiretroviral therapy coverage	...	...	...	...	80.1%
Condom use	62.3%	46.4%	...	...	...
Coverage of HIV prevention programmes	...	...	...	...	...
Avoidance of health care because of stigma and discrimination	8.0%	8.0%	...	...	...
Expenditures (2014)	\$0	\$0	\$0	...	...

## HIV TESTING AND TREATMENT CASCADE



	86% [80–92%]	61% [57–65%] 206 000	57% [53–60%]
All ages			
Children (0–14)	82% [64–95%]	70% [55–81%] 8500	62% [48–71%]
Women (15+)	89% [83–95%]	65% [61–69%] 125 000	61% [57–65%]
Men (15+)	82% [75–89%]	54% [49–59%] 72 400	49% [45–54%]

## ELIMINATION OF MOTHER-TO-CHILD TRANSMISSION

	2010	2018
Percentage of pregnant women living with HIV accessing antiretroviral medicines	68% [55–79%]	77% [59–89%]
Early infant diagnosis	92.5% [79.8–>95%]	69.5% [60.0–90.4%]

## HIV COMORBIDITIES

Estimated number of incident tuberculosis cases among people living with HIV (2017)	11 000 [6700 –15 000]
People living with HIV who started TB preventive therapy (2017)	...
Cervical cancer screening of women living with HIV (survey data) (2014)	29%
People coinfectd with HIV and hepatitis B virus receiving combined treatment	...
People coinfectd with HIV and hepatitis C virus starting hepatitis C treatment	...

## HIV PREVENTION

Adults aged 15+ years with unsuppressed viral load	10.3%
Knowledge of HIV prevention among young people aged 15–24 years (2014)	
— Women	37.6%
— Men	30.9%
Condom use at last sex with a non-marital, non-cohabiting partner (2014)	
— Women	76%
— Men	76.6%
Women aged 15–49 years who have their demand for family planning satisfied by modern methods (2014)	78.9%
Men aged 15–49 years who are circumcised (2014)	72.3%
Voluntary medical male circumcisions performed according to national standards (2018)	26 448
People who received PrEP at least once during the reporting period (2018)	7279
Harm reduction	
— Use of sterile injecting equipment at last injection	...
— Needles and syringes distributed per person who injects	...
— Coverage of opioid substitution therapy	...
— Naloxone available (2019)	No
— Safe injection rooms available (2019)	No

## EPIDEMIC ESTIMATES

	2010	2015	2018
<b>New HIV infections</b>			
New HIV infections (all ages)	2100 [1700–2600]	4000 [2900–5600]	6100 [3800–11 000]
New HIV infections (0–14)	<500 [<500– <500]	<500 [<500– <500]	<500 [<500–730]
New HIV infections (women, 15+)	540 [<500–690]	1100 [770–1600]	1700 [1000–3100]
New HIV infections (men, 15+)	1300 [1000–1600]	2600 [1900–3700]	4000 [2500–7200]
HIV incidence per 1000 population	0.1 [0.08–0.12]	0.17 [0.12–0.24]	0.24 [0.15–0.43]
<b>AIDS-related deaths</b>			
AIDS-related deaths (all ages)	1400 [1000–1700]	1600 [1200–2000]	1700 [1200–2300]
AIDS-related deaths (0–14)	<200 [<200– <500]	<500 [<200– <500]	<500 [<500– <500]
AIDS-related deaths (women, 15+)	<500 [<500– <500]	<500 [<500– <500]	<500 [<500–510]
AIDS-related deaths (men, 15+)	850 [650–1100]	980 [750–1200]	1000 [760–1500]
<b>People living with HIV</b>			
People living with HIV (all ages)	21 000 [18 000–24 000]	28 000 [23 000–35 000]	39 000 [30 000–55 000]
People living with HIV (0–14)	1400 [1200–1700]	1700 [1400–2000]	1900 [1600–2500]
People living with HIV (women, 15+)	5900 [5100–7000]	8300 [6900–10 000]	12 000 [9000–16 000]
People living with HIV (men, 15+)	14 000 [12 000–16 000]	18 000 [15 000–23 000]	25 000 [19 000–37 000]
HIV prevalence (15–49)	0.2 [0.2–0.2]	0.2 [0.2–0.3]	0.3 [0.2–0.4]

## LAWS AND POLICIES

Laws criminalizing the transmission of, non-disclosure of or exposure to HIV transmission	Yes
Criminalization of sex work among consenting adults	Any criminalization or punitive regulation of sex work
Criminalization of same-sex sexual acts	Laws penalizing same-sex sexual acts have been decriminalized or never existed
Drug use or possession for personal use is an offence	Possession of drugs for personal use or drug use and/or consumption are specified as criminal offences
Criminalization of transgender people	Neither criminalized nor prosecuted
Laws or policies restricting the entry, stay and residence of people living with HIV	No
Parental consent for adolescents to access HIV testing	Yes, for adolescents younger than 18 years
Spousal consent for married women to access sexual and reproductive health services	No
Mandatory HIV testing for marriage, work or residence permits or for certain groups	No

## STIGMA AND DISCRIMINATION

Percentage of women and men aged 15–49 years who report discriminatory attitudes towards people living with HIV

Percentage of people living with HIV denied health services because of their HIV status in the last 12 months

Percentage of people living with HIV who reported a health-care professional told others about their HIV status without their consent

## VIOLENCE

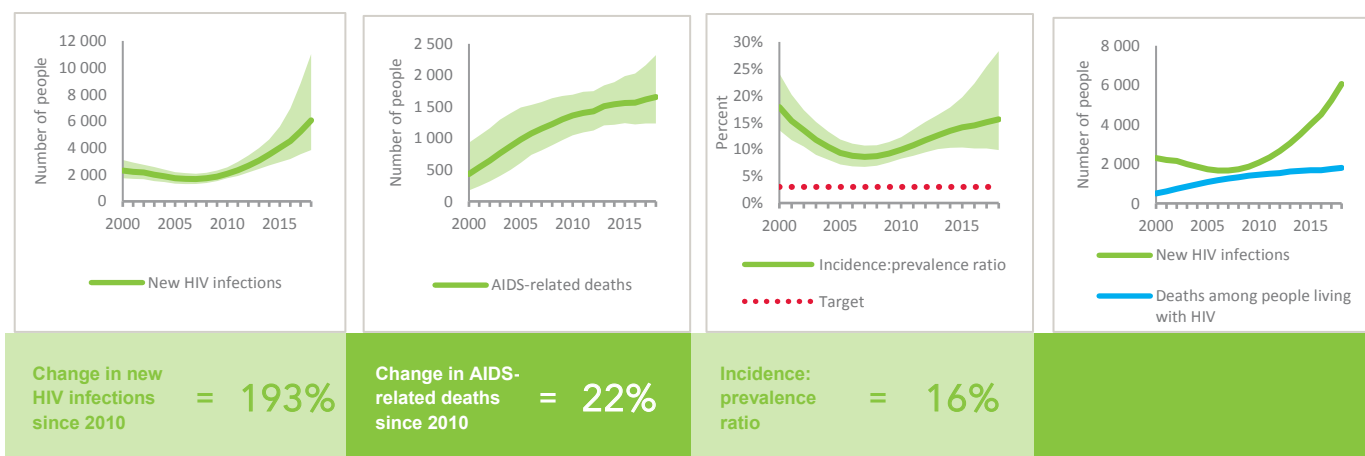
Proportion of ever-married or partnered women aged 15–49 years who experienced physical or sexual violence from a male intimate partner in the past 12 months

## EXPENDITURES

	Financing sources					Total
	Domestic private	Domestic public	International: PEPFAR	International: Global Fund	International: all others	
Last available report: 2017	\$2901	\$289 872	...	\$4 405 954	\$1 067 746	\$11 981 599



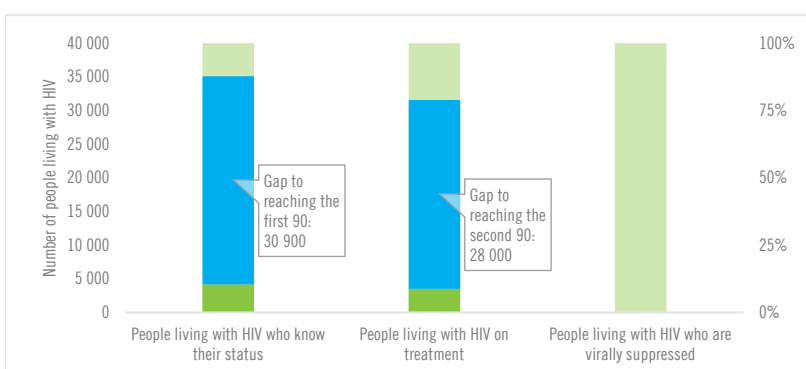
## EPIDEMIC TRANSITION METRICS



## KEY POPULATIONS

	Sex workers	Gay men and other men who have sex with men	People who inject drugs	Transgender people	Prisoners
Estimated size of population	...	...	...	...	...
HIV prevalence	5.5%	14.9%	8.5%	...	0.3%
Know their HIV status	40.6%	19.3%	20.6%	...	...
Antiretroviral therapy coverage	...	...	...	...	...
Condom use	62.8%	57.2%	41.8%	...	...
Coverage of HIV prevention programmes	...	...	...	...	...
Avoidance of health care because of stigma and discrimination	...	...	...	...	...
Expenditures (2017)	\$198 919	\$105 376	\$14 599	...	...

## HIV TESTING AND TREATMENT CASCADE



	11% [8–15%]	9% [7–13%] 3500	...% [...–...%]
All ages			
Children (0–14)	5% [4–6%]	5% [4–6%] 90	...% [...–...%]
Women (15+)	21% [16–30%]	16% [12–22%] 1800	...% [...–...%]
Men (15+)	7% [5–9%]	6% [5–9%] 1600	...% [...–...%]

## ELIMINATION OF MOTHER-TO-CHILD TRANSMISSION

	2010	2018
Percentage of pregnant women living with HIV accessing antiretroviral medicines	3% [2–3%]	25% [19–36%]
Early infant diagnosis	...% [...–...%]	...% [...–...%]

## HIV COMORBIDITIES

Estimated number of incident tuberculosis cases among people living with HIV (2017)	1500 [690–2700]
People living with HIV who started TB preventive therapy (2017)	8.9%
Cervical cancer screening of women living with HIV	...
People coinfecting with HIV and hepatitis B virus receiving combined treatment	...
People coinfecting with HIV and hepatitis C virus starting hepatitis C treatment	...

## HIV PREVENTION

Adults aged 15+ years with unsuppressed viral load	...
Knowledge of HIV prevention among young people aged 15–24 years (2015)	
— Women	22.9%
— Men	25.5%
Condom use at last sex with a non-marital, non-cohabiting partner	
— Women	...
— Men	...
Women aged 15–49 years who have their demand for family planning satisfied by modern methods	...
Men aged 15–49 years who are circumcised	Not applicable
Voluntary medical male circumcisions performed according to national standards	Not applicable
People who received PrEP at least once during the reporting period	...
Harm reduction	
— Use of sterile injecting equipment at last injection (2016)	68.4%
— Needles and syringes distributed per person who injects (2017)	8
— Coverage of opioid substitution therapy	...
— Naloxone available (2019)	No
— Safe injection rooms available (2019)	No

## EPIDEMIC ESTIMATES

	2010	2015	2018
<b>New HIV infections</b>			
New HIV infections (all ages)	55 000 [51 000–59 000]	44 000 [40 000–48 000]	38 000 [33 000–45 000]
New HIV infections (0–14)	15 000 [11 000–18 000]	6 400 [3 800–8 600]	3 500 [2 900–5 100]
New HIV infections (women, 15+)	23 000 [21 000–25 000]	21 000 [19 000–24 000]	20 000 [17 000–23 000]
New HIV infections (men, 15+)	18 000 [16 000–20 000]	16 000 [15 000–19 000]	15 000 [13 000–18 000]
HIV incidence per 1000 population	4.26 [3.94–4.59]	2.89 [2.63–3.19]	2.28 [1.97–2.68]
<b>AIDS-related deaths</b>			
AIDS-related deaths (all ages)	29 000 [25 000–33 000]	14 000 [12 000–18 000]	13 000 [11 000–16 000]
AIDS-related deaths (0–14)	11 000 [8 100–13 000]	4 300 [2 800–5 700]	2 600 [1 800–3 500]
AIDS-related deaths (women, 15+)	9 800 [8 000–12 000]	4 700 [3 800–5 800]	5 000 [4 100–6 000]
AIDS-related deaths (men, 15+)	8 700 [7 300–10 000]	5 500 [4 400–6 800]	5 500 [4 500–6 700]
<b>People living with HIV</b>			
People living with HIV (all ages)	870 000 [770 000–960 000]	990 000 [870 000–1 100 000]	1 000 000 [940 000–1 100 000]
People living with HIV (0–14)	110 000 [90 000–120 000]	90 000 [69 000–100 000]	74 000 [57 000–89 000]
People living with HIV (women, 15+)	450 000 [400 000–500 000]	540 000 [480 000–580 000]	580 000 [520 000–620 000]
People living with HIV (men, 15+)	310 000 [270 000–340 000]	360 000 [320 000–390 000]	390 000 [350 000–430 000]
HIV prevalence (15–49)	10.6 [9.3–11.7]	9.8 [8.7–10.7]	9.2 [8–10]

## LAWS AND POLICIES

Laws criminalizing the transmission of, non-disclosure of or exposure to HIV transmission	No, but prosecutions exist based on general criminal laws
Criminalization of sex work among consenting adults	Sex work is not subject to punitive regulations or is not criminalized
Criminalization of same-sex sexual acts	Yes, imprisonment (14 years - life)
Drug use or possession for personal use is an offence	Possession of drugs for personal use or drug use and/or consumption are specified as criminal offences
Criminalization of transgender people	...
Laws or policies restricting the entry, stay and residence of people living with HIV	No
Parental consent for adolescents to access HIV testing	Yes, for adolescents younger than 14 years
Spousal consent for married women to access sexual and reproductive health services	No
Mandatory HIV testing for marriage, work or residence permits or for certain groups	Yes

## STIGMA AND DISCRIMINATION

Percentage of women and men aged 15–49 years who report discriminatory attitudes towards people living with HIV	<b>2010</b>	<b>2016</b>
	16.5	17.6
Percentage of people living with HIV denied health services because of their HIV status in the last 12 months	<b>2016</b>	
		1.7
Percentage of people living with HIV who reported a health-care professional told others about their HIV status without their consent	<b>2016</b>	
		6.1

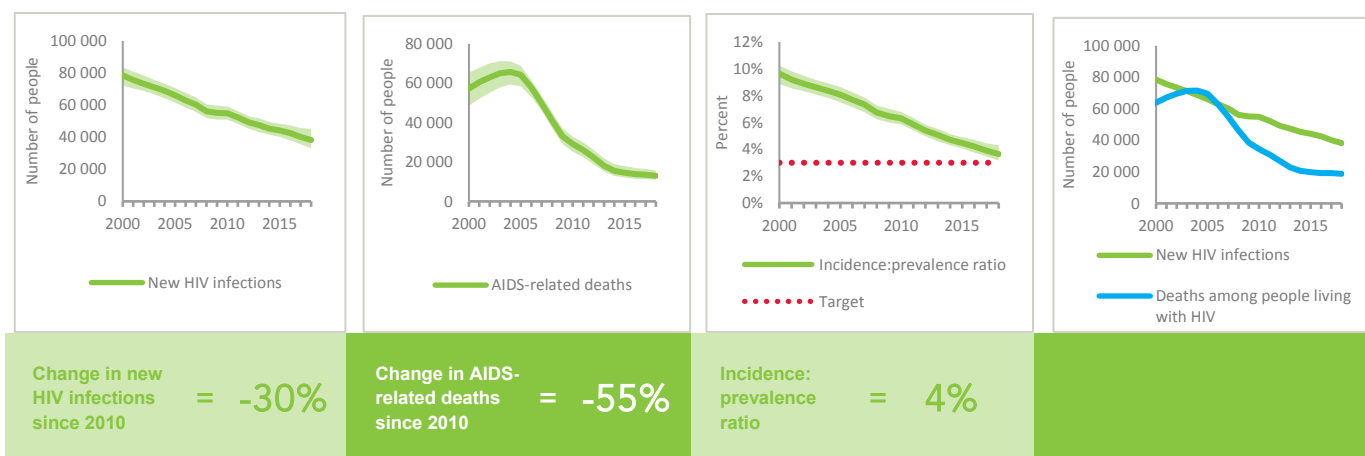
## VIOLENCE

Proportion of ever-married or partnered women aged 15–49 years who experienced physical or sexual violence from a male intimate partner in the past 12 months	<b>2010</b>	<b>2016</b>
	22.1	24.3

## EXPENDITURES

	Financing sources					Total
	Domestic private	Domestic public	International: PEPFAR	International: Global Fund	International: all others	
Last available report: 2017	...	\$5 594 173	\$114 934 352	\$89 842 549	\$8 070 474	\$218 441 548

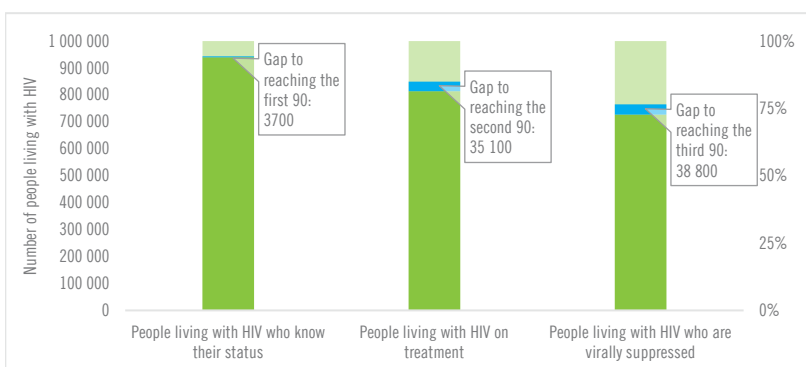
## EPIDEMIC TRANSITION METRICS



## KEY POPULATIONS

	Sex workers	Gay men and other men who have sex with men	People who inject drugs	Transgender people	Prisoners
Estimated size of population	...	...	...	...	15 000
HIV prevalence	55.0%	7.0%	...	...	16.0%
Know their HIV status	67.3%	64.0%	...	36.0%	...
Antiretroviral therapy coverage	91.0%	...	...	...	100%
Condom use	65.0%	44.0%	...	...	...
Coverage of HIV prevention programmes	68.0%	65.0%	...	...	...
Avoidance of health care because of stigma and discrimination	...	...	...	...	...
Expenditures (2017)	\$1 351 953	\$875 449	\$0	...	...

## HIV TESTING AND TREATMENT CASCADE



	90% [80- >95%]	78% [70-84%] 814 000	69% [62-75%]
All ages			
Children (0-14)	61% [47-73%]	61% [47-73%] 45 100	35% [27-42%]
Women (15+)	94% [84- >95%]	86% [78-92%] 502 000	79% [71-85%]
Men (15+)	89% [79- >95%]	68% [61-74%] 267 000	61% [54-66%]

## ELIMINATION OF MOTHER-TO-CHILD TRANSMISSION

	2010	2018
Percentage of pregnant women living with HIV accessing antiretroviral medicines	26% [20-30%]	>95% [80- >95%]
Early infant diagnosis	...% [...-...%]	>95% [84.1- >95%]

## HIV COMORBIDITIES

Estimated number of incident tuberculosis cases among people living with HIV (2017)	12 000 [7800 -17 000]
People living with HIV who started TB preventive therapy (2017)	...
Cervical cancer screening of women living with HIV (survey data) (2016)	18.7%
People coinfecting with HIV and hepatitis B virus receiving combined treatment	...
People coinfecting with HIV and hepatitis C virus starting hepatitis C treatment	...

## HIV PREVENTION

Adults aged 15+ years with unsuppressed viral load	2.7%
Knowledge of HIV prevention among young people aged 15-24 years (2016)	
— Women	41.1%
— Men	44.3%
Condom use at last sex with a non-marital, non-cohabiting partner (2016)	
— Women	49.9%
— Men	76.3%
Women aged 15-49 years who have their demand for family planning satisfied by modern methods (2016)	73.9%
Men aged 15-49 years who are circumcised (2016)	27.8%
Voluntary medical male circumcisions performed according to national standards (2018)	199 399
People who received PrEP at least once during the reporting period	...
Harm reduction	
— Use of sterile injecting equipment at last injection	...
— Needles and syringes distributed per person who injects	...
— Coverage of opioid substitution therapy	...
— Naloxone available (2019)	No
— Safe injection rooms available (2019)	No

## EPIDEMIC ESTIMATES

	2010	2015	2018
<b>New HIV infections</b>			
New HIV infections (all ages)	980 [720–1200]	850 [540–1200]	910 [560–1300]
New HIV infections (0–14)	<100 [<100– <100]	<100 [<100– <100]	<100 [<100– <100]
New HIV infections (women, 15+)	<500 [<500– <500]	<500 [<200– <500]	<500 [<200– <500]
New HIV infections (men, 15+)	680 [<500–890]	590 [<500–830]	630 [<500–940]
HIV incidence per 1000 population	0.78 [0.58–0.99]	0.66 [0.42–0.91]	0.7 [0.43–1.01]
<b>AIDS-related deaths</b>			
AIDS-related deaths (all ages)	<500 [<500–680]	<500 [<500–570]	610 [<500–820]
AIDS-related deaths (0–14)	<100 [<100– <100]	<100 [<100– <100]	<100 [<100– <100]
AIDS-related deaths (women, 15+)	<200 [<200– <500]	<200 [<200– <500]	<200 [<200– <500]
AIDS-related deaths (men, 15+)	<500 [<500– <500]	<500 [<200– <500]	<500 [<500–570]
<b>People living with HIV</b>			
People living with HIV (all ages)	11 000 [9500–12 000]	12 000 [10 000–14 000]	13 000 [10 000–15 000]
People living with HIV (0–14)	<200 [<100– <200]	<200 [<100– <200]	<100 [<100– <200]
People living with HIV (women, 15+)	3200 [2800–3600]	3600 [3100–4100]	3800 [3100–4500]
People living with HIV (men, 15+)	7200 [6300–8400]	8200 [7000–9700]	8600 [7000–11 000]
HIV prevalence (15–49)	1.3 [1.2–1.4]	1.3 [1.2–1.4]	1.3 [1.1–1.5]

## LAWS AND POLICIES

Laws criminalizing the transmission of, non-disclosure of or exposure to HIV transmission	No
Criminalization of sex work among consenting adults	Any criminalization or punitive regulation of sex work
Criminalization of same-sex sexual acts	Yes, penalty not specified
Drug use or possession for personal use is an offence	Possession of drugs for personal use or drug use and/or consumption are specified as criminal offences
Criminalization of transgender people	Neither criminalized nor prosecuted
Laws or policies restricting the entry, stay and residence of people living with HIV	Yes
Parental consent for adolescents to access HIV testing	Yes, for adolescents younger than 18 years
Spousal consent for married women to access sexual and reproductive health services	No
Mandatory HIV testing for marriage, work or residence permits or for certain groups	Yes

## STIGMA AND DISCRIMINATION

Percentage of women and men aged 15–49 years who report discriminatory attitudes towards people living with HIV

Percentage of people living with HIV denied health services because of their HIV status in the last 12 months **2013**  
28.9

Percentage of people living with HIV who reported a health-care professional told others about their HIV status without their consent **2013**  
27.9

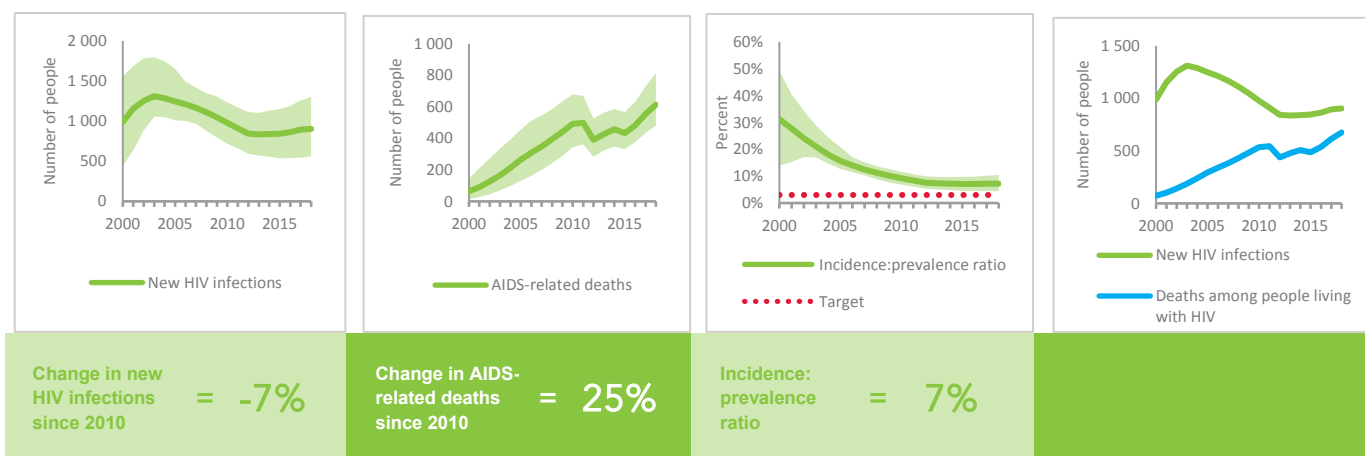
## VIOLENCE

Proportion of ever-married or partnered women aged 15–49 years who experienced physical or sexual violence from a male intimate partner in the past 12 months

## EXPENDITURES

	Financing sources					Total
	Domestic private	Domestic public	International: PEPFAR	International: Global Fund	International: all others	
Last available report: 2018	...	\$5 628 025	...	\$1 921 622	...	\$7 549 647

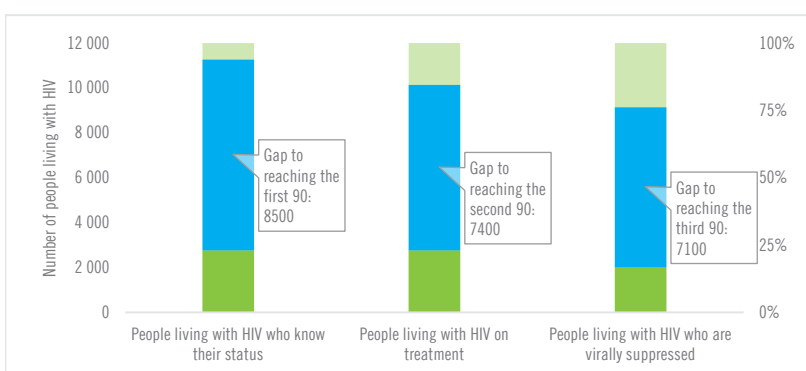
## EPIDEMIC TRANSITION METRICS



## KEY POPULATIONS

	Sex workers	Gay men and other men who have sex with men	People who inject drugs	Transgender people	Prisoners
Estimated size of population	...	...	...	...	...
HIV prevalence	15.0%	17.2%	32.3%	28.4%	17.3%
Know their HIV status	78.9%	86.6%	71.1%	...	...
Antiretroviral therapy coverage	...	...	51.7%	...	79.1%
Condom use	67.2%	53.1%	45.4%	45.4%	...
Coverage of HIV prevention programmes	...	...	...	...	...
Avoidance of health care because of stigma and discrimination	...	...	...	...	...
Expenditures (0)	...	...	...	...	...

## HIV TESTING AND TREATMENT CASCADE



	2010	2018
All ages	22% [18–26%]	22% [18–26%] 2800
Children (0–14)	45% [40–50%]	45% [40–50%] 40
Women (15+)	19% [16–23%]	19% [16–23%] 720
Men (15+)	23% [19–28%]	23% [19–28%] 2000

## ELIMINATION OF MOTHER-TO-CHILD TRANSMISSION

	2010	2018
Percentage of pregnant women living with HIV accessing antiretroviral medicines	69% [60–79%]	>95% [>95–>95%]
Early infant diagnosis	...% [...–...%]	75.3% [60.4–>95%]

## HIV COMORBIDITIES

Estimated number of incident tuberculosis cases among people living with HIV (2017)	27 [18–39]
People living with HIV who started TB preventive therapy (2017)	0%
Cervical cancer screening of women living with HIV	...
People coinfecting with HIV and hepatitis B virus receiving combined treatment (2018)	100%
People coinfecting with HIV and hepatitis C virus starting hepatitis C treatment (2018)	4%

## HIV PREVENTION

Adults aged 15+ years with unsuppressed viral load	1%
Knowledge of HIV prevention among young people aged 15–24 years (2014)	
— Women	4.4%
— Men	30%

Condom use at last sex with a non-marital, non-cohabiting partner	
— Women	...
— Men	...

Women aged 15–49 years who have their demand for family planning satisfied by modern methods	...
--	-----

Men aged 15–49 years who are circumcised	Not applicable
--	----------------

Voluntary medical male circumcisions performed according to national standards	Not applicable
--	----------------

People who received PrEP at least once during the reporting period (2018)	3
---	---

Harm reduction	
— Use of sterile injecting equipment at last injection (2017)	92.2%
— Needles and syringes distributed per person who injects (2018)	89
— Coverage of opioid substitution therapy (2018)	53.6%
— Naloxone available (2019)	No
— Safe injection rooms available (2019)	No

### EPIDEMIC ESTIMATES

	2010	2015	2018
<b>New HIV infections</b>			
New HIV infections (all ages)	160 000 [97 000–240 000]	150 000 [93 000–230 000]	150 000 [90 000–220 000]
New HIV infections (0–14)	28 000 [17 000–47 000]	17 000 [11 000–29 000]	16 000 [10 000–27 000]
New HIV infections (women, 15+)	75 000 [47 000–120 000]	76 000 [48 000–120 000]	73 000 [46 000–110 000]
New HIV infections (men, 15+)	53 000 [32 000–84 000]	57 000 [34 000–89 000]	55 000 [34 000–87 000]
HIV incidence per 1000 population	7.01 [4.26–11.09]	5.91 [3.59–9.34]	5.25 [3.2–8.32]
<b>AIDS-related deaths</b>			
AIDS-related deaths (all ages)	64 000 [46 000–87 000]	59 000 [42 000–80 000]	54 000 [39 000–73 000]
AIDS-related deaths (0–14)	16 000 [9600–26 000]	9800 [6000–16 000]	8700 [5300–14 000]
AIDS-related deaths (women, 15+)	28 000 [19 000–39 000]	25 000 [17 000–35 000]	21 000 [14 000–30 000]
AIDS-related deaths (men, 15+)	21 000 [15 000–28 000]	24 000 [18 000–33 000]	24 000 [18 000–32 000]
<b>People living with HIV</b>			
People living with HIV (all ages)	1 600 000 [1 300 000–1 900 000]	2 000 000 [1 600 000–2 400 000]	2 200 000 [1 700 000–2 700 000]
People living with HIV (0–14)	130 000 [100 000–180 000]	140 000 [110 000–190 000]	140 000 [110 000–190 000]
People living with HIV (women, 15+)	880 000 [710 000–1 100 000]	1 100 000 [890 000–1 300 000]	1 200 000 [1 000 000–1 500 000]
People living with HIV (men, 15+)	570 000 [450 000–710 000]	710 000 [560 000–890 000]	800 000 [630 000–1 000 000]
HIV prevalence (15–49)	12 [9.5–14.9]	12.5 [9.9–15.5]	12.6 [10–15.7]

### LAWS AND POLICIES

Laws criminalizing the transmission of, non-disclosure of or exposure to HIV transmission	Yes
Criminalization of sex work among consenting adults	Sex work is not subject to punitive regulations or is not criminalized
Criminalization of same-sex sexual acts	No specific legislation
Drug use or possession for personal use is an offence	Possession of drugs for personal use or drug use and/or consumption are specified as criminal offences
Criminalization of transgender people	Neither criminalized nor prosecuted
Laws or policies restricting the entry, stay and residence of people living with HIV	No
Parental consent for adolescents to access HIV testing	Yes, for adolescents younger than 14 years
Spousal consent for married women to access sexual and reproductive health services	No
Mandatory HIV testing for marriage, work or residence permits or for certain groups	No

### STIGMA AND DISCRIMINATION

Percentage of women and men aged 15–49 years who report discriminatory attitudes towards people living with HIV	<b>2011</b>	<b>2015</b>
	28	20.7
Percentage of people living with HIV denied health services because of their HIV status in the last 12 months	<b>2013</b>	
	3.3738192	
Percentage of people living with HIV who reported a health-care professional told others about their HIV status without their consent		

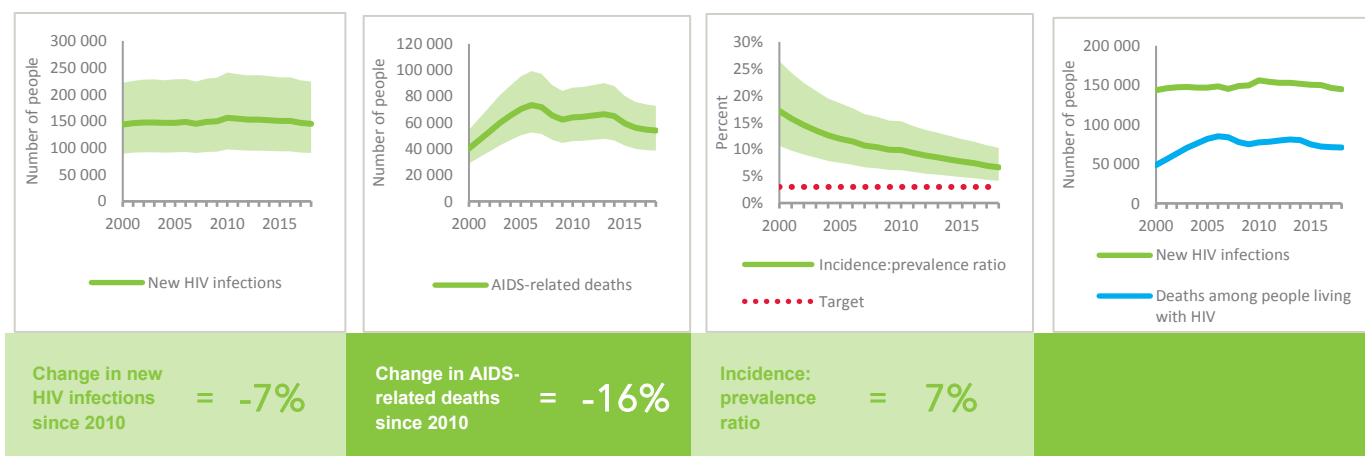
### VIOLENCE

Proportion of ever-married or partnered women aged 15–49 years who experienced physical or sexual violence from a male intimate partner in the past 12 months	<b>2011</b>	<b>2015</b>
	27.7	15.5

### EXPENDITURES

	Financing sources					Total
	Domestic private	Domestic public	International: PEPFAR	International: Global Fund	International: all others	
Last available report: 2016	...	\$8 501 812	\$206 158 981	\$84 130 028	\$30 730 657	\$329 521 478

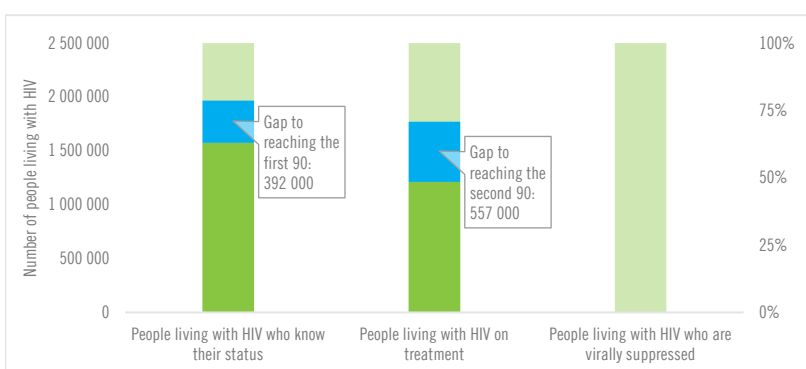
## EPIDEMIC TRANSITION METRICS



## KEY POPULATIONS

	Sex workers	Gay men and other men who have sex with men	People who inject drugs	Transgender people	Prisoners
Estimated size of population	...	...	...	...	...
HIV prevalence	...	...	...	...	24.0%
Know their HIV status	...	...	...	...	...
Antiretroviral therapy coverage	...	...	...	...	...
Condom use	...	...	...	...	...
Coverage of HIV prevention programmes	...	...	...	...	...
Avoidance of health care because of stigma and discrimination	...	...	...	...	...
Expenditures (2016)	\$3 244 170	\$479 004	\$17 746		

## HIV TESTING AND TREATMENT CASCADE



	72% [58–89%]	56% [44–68%] 1 213 000	...% [...–...%]
All ages			
Children (0–14)	60% [45–81%]	60% [45–81%] 86 900	...% [...–...%]
Women (15+)	80% [65–>95%]	64% [51–77%] 791 000	...% [...–...%]
Men (15+)	61% [48–77%]	42% [33–53%] 334 000	...% [...–...%]

## ELIMINATION OF MOTHER-TO-CHILD TRANSMISSION

	2010	2018
Percentage of pregnant women living with HIV accessing antiretroviral medicines	23% [17–31%]	>95% [73–>95%]
Early infant diagnosis	36.1% [27.3–50.2%]	66.4% [50.2–92.3%]

## HIV COMORBIDITIES

Estimated number of incident tuberculosis cases among people living with HIV (2017)	66 000 [42 000–95 000]
People living with HIV who started TB preventive therapy (2017)	...
Cervical cancer screening of women living with HIV	...
People coinfecting with HIV and hepatitis B virus receiving combined treatment	...
People coinfecting with HIV and hepatitis C virus starting hepatitis C treatment	...

## HIV PREVENTION

Adults aged 15+ years with unsuppressed viral load	...
Knowledge of HIV prevention among young people aged 15–24 years (2015)	
— Women	30.8%
— Men	30.2%
Condom use at last sex with a non-marital, non-cohabiting partner (2015)	
— Women	42%
— Men	46.5%
Women aged 15–49 years who have their demand for family planning satisfied by modern methods (2015)	55.5%
Men aged 15–49 years who are circumcised	...
Voluntary medical male circumcisions performed according to national standards (2018)	311 891
People who received PrEP at least once during the reporting period (2018)	1934
Harm reduction	
— Use of sterile injecting equipment at last injection	...
— Needles and syringes distributed per person who injects	...
— Coverage of opioid substitution therapy	...
— Naloxone available (2019)	Yes
— Safe injection rooms available (2019)	No

### EPIDEMIC ESTIMATES

	2010	2015	2018
<b>New HIV infections</b>			
New HIV infections (all ages)	9900 [8700–11 000]	7600 [6600–8600]	6100 [5200–7000]
New HIV infections (0–14)	1400 [900–1700]	1100 [630–1400]	<500 [<500–610]
New HIV infections (women, 15+)	4900 [4200–5400]	3800 [3200–4300]	3300 [2700–3800]
New HIV infections (men, 15+)	3600 [3000–4300]	2800 [2300–3300]	2500 [2000–3000]
HIV incidence per 1000 population	5.42 [4.72–5.92]	3.77 [3.2–4.31]	2.82 [2.34–3.27]
<b>AIDS-related deaths</b>			
AIDS-related deaths (all ages)	3500 [3000–3900]	2500 [2200–3000]	2700 [2300–3200]
AIDS-related deaths (0–14)	770 [540–990]	520 [<500–780]	<500 [<200– <500]
AIDS-related deaths (women, 15+)	1500 [1300–1800]	1100 [900–1200]	1400 [1100–1700]
AIDS-related deaths (men, 15+)	1200 [980–1400]	930 [780–1100]	990 [830–1200]
<b>People living with HIV</b>			
People living with HIV (all ages)	170 000 [160 000–180 000]	190 000 [180 000–210 000]	200 000 [190 000–220 000]
People living with HIV (0–14)	13 000 [11 000–15 000]	13 000 [10 000–15 000]	11 000 [8700–13 000]
People living with HIV (women, 15+)	96 000 [87 000–100 000]	110 000 [100 000–120 000]	110 000 [110 000–120 000]
People living with HIV (men, 15+)	63 000 [57 000–68 000]	72 000 [66 000–77 000]	76 000 [69 000–82 000]
HIV prevalence (15–49)	13.4 [12.2–14.2]	12.6 [11.4–13.3]	11.8 [10.6–12.7]

### LAWS AND POLICIES

Laws criminalizing the transmission of, non-disclosure of or exposure to HIV transmission	No, but prosecutions exist based on general criminal laws
Criminalization of sex work among consenting adults	...
Criminalization of same-sex sexual acts	Yes, penalty not specified
Drug use or possession for personal use is an offence	...
Criminalization of transgender people	Neither criminalized nor prosecuted
Laws or policies restricting the entry, stay and residence of people living with HIV	No
Parental consent for adolescents to access HIV testing	Yes, for adolescents younger than 14 years
Spousal consent for married women to access sexual and reproductive health services	No
Mandatory HIV testing for marriage, work or residence permits or for certain groups	No

### STIGMA AND DISCRIMINATION

Percentage of women and men aged 15–49 years who report discriminatory attitudes towards people living with HIV	2007	2013
	23.1	13

Percentage of people living with HIV denied health services because of their HIV status in the last 12 months

Percentage of people living with HIV who reported a health-care professional told others about their HIV status without their consent

### VIOLENCE

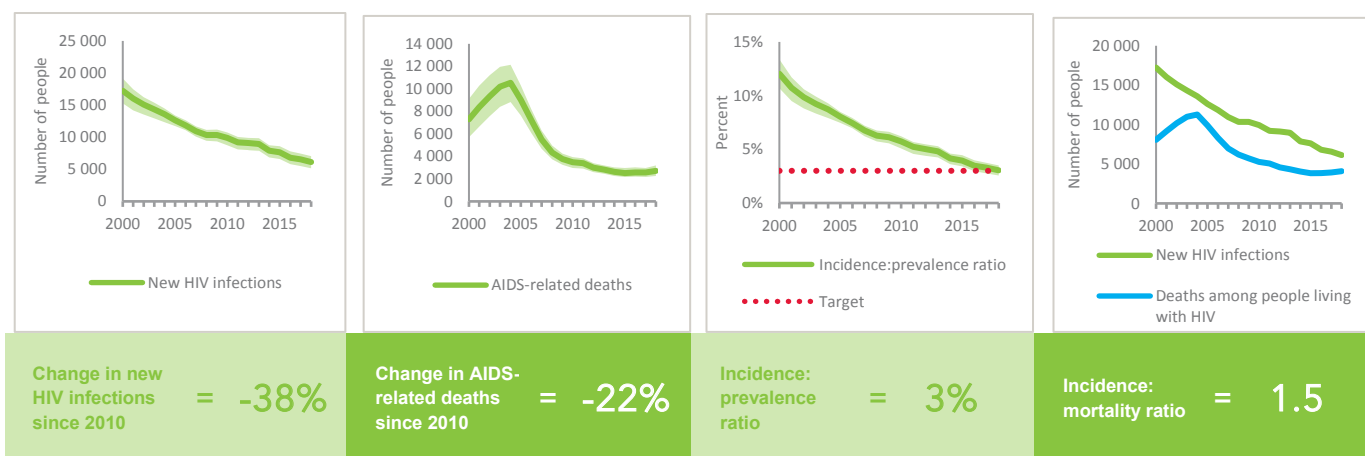
Proportion of ever-married or partnered women aged 15–49 years who experienced physical or sexual violence from a male intimate partner in the past 12 months	20.2
---	------

### EXPENDITURES

	Financing sources					Total
	Domestic private	Domestic public	International: PEPFAR	International: Global Fund	International: all others	
Last available report: 2017	\$74 920 120	\$124 497 810	\$61 448 180	\$20 839 710	\$1 122 120	\$282 827 940



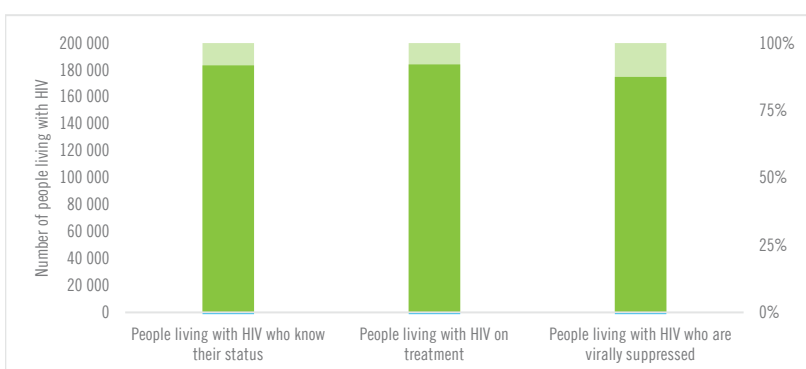
## EPIDEMIC TRANSITION METRICS



## KEY POPULATIONS

	Sex workers	Gay men and other men who have sex with men	People who inject drugs	Transgender people	Prisoners
Estimated size of population	...	...	...	...	...
HIV prevalence	40.7%	...	...	...	...
Know their HIV status	...	...	...	...	...
Antiretroviral therapy coverage	...	...	...	...	...
Condom use	...	...	...	...	...
Coverage of HIV prevention programmes	...	...	...	...	...
Avoidance of health care because of stigma and discrimination	...	...	...	...	...
Expenditures (0)	...	...	...	...	...

## HIV TESTING AND TREATMENT CASCADE



	91% [84- >95%]	92% [84- >95%] 184 000	87% [80-94%]
All ages			
Children (0-14)	78% [61-89%]	78% [61-89%] 8600	67% [53-77%]
Women (15+)	95% [88- >95%]	>95% [>95- >95%] 117 000	>95% [92- >95%]
Men (15+)	87% [80-95%]	77% [70-83%] 58 200	72% [66-78%]

## ELIMINATION OF MOTHER-TO-CHILD TRANSMISSION

	2010	2018
Percentage of pregnant women living with HIV accessing antiretroviral medicines	67% [55-77%]	>95% [92- >95%]
Early infant diagnosis	43.0% [37.4-52.2%]	...% [...-...%]

## HIV COMORBIDITIES

Estimated number of incident tuberculosis cases among people living with HIV (2017)	3900 [2500-5500]
People living with HIV who started TB preventive therapy (2017)	14.8%
Cervical cancer screening of women living with HIV	...
People coinfectd with HIV and hepatitis B virus receiving combined treatment	...
People coinfectd with HIV and hepatitis C virus starting hepatitis C treatment	...

## HIV PREVENTION

Adults aged 15+ years with unsuppressed viral load	1.5%
Knowledge of HIV prevention among young people aged 15-24 years	
— Women	...
— Men	...
Condom use at last sex with a non-marital, non-cohabiting partner	
— Women	...
— Men	...
Women aged 15-49 years who have their demand for family planning satisfied by modern methods	...
Men aged 15-49 years who are circumcised	...
Voluntary medical male circumcisions performed according to national standards (2018)	34 942
People who received PrEP at least once during the reporting period (2017)	190
Harm reduction	
— Use of sterile injecting equipment at last injection	...
— Needles and syringes distributed per person who injects	...
— Coverage of opioid substitution therapy	...
— Naloxone available (2019)	No
— Safe injection rooms available (2019)	No

## EPIDEMIC ESTIMATES

	2010	2015	2018
<b>New HIV infections</b>			
New HIV infections (all ages)	9000 [7600–10 000]	5000 [3700–6300]	3600 [2400–4800]
New HIV infections (0–14)	2200 [1400–2700]	510 [<500–840]	<500 [<500–700]
New HIV infections (women, 15+)	4000 [3200–4600]	2600 [1900–3300]	1900 [1300–2500]
New HIV infections (men, 15+)	2800 [2300–3600]	1800 [1400–2500]	1300 [910–1800]
HIV incidence per 1000 population	0.91 [0.76–1.04]	0.43 [0.33–0.55]	0.29 [0.2–0.39]
<b>AIDS-related deaths</b>			
AIDS-related deaths (all ages)	5700 [4700–7100]	3400 [2700–4200]	2900 [2400–3500]
AIDS-related deaths (0–14)	1500 [1100–1900]	560 [<500–830]	<500 [<200–540]
AIDS-related deaths (women, 15+)	2200 [1700–2800]	1500 [1200–1800]	1300 [1100–1700]
AIDS-related deaths (men, 15+)	2100 [1700–2700]	1400 [1100–1800]	1200 [1000–1500]
<b>People living with HIV</b>			
People living with HIV (all ages)	220 000 [200 000–250 000]	220 000 [200 000–250 000]	220 000 [200 000–250 000]
People living with HIV (0–14)	21 000 [18 000–24 000]	15 000 [12 000–19 000]	12 000 [8900–15 000]
People living with HIV (women, 15+)	120 000 [110 000–140 000]	130 000 [110 000–140 000]	130 000 [120 000–150 000]
People living with HIV (men, 15+)	78 000 [68 000–89 000]	81 000 [70 000–91 000]	81 000 [70 000–90 000]
HIV prevalence (15–49)	3.3 [2.8–3.7]	2.9 [2.4–3.2]	2.5 [2.1–2.8]

## LAWS AND POLICIES

Laws criminalizing the transmission of, non-disclosure of or exposure to HIV transmission	...
Criminalization of sex work among consenting adults	...
Criminalization of same-sex sexual acts	Laws penalizing same-sex sexual acts have been decriminalized or never existed
Drug use or possession for personal use is an offence	...
Criminalization of transgender people	...
Laws or policies restricting the entry, stay and residence of people living with HIV	No
Parental consent for adolescents to access HIV testing	...
Spousal consent for married women to access sexual and reproductive health services	...
Mandatory HIV testing for marriage, work or residence permits or for certain groups	No

## STIGMA AND DISCRIMINATION

	2010	2015
Percentage of women and men aged 15–49 years who report discriminatory attitudes towards people living with HIV	14.4	9.9

Percentage of people living with HIV denied health services because of their HIV status in the last 12 months

Percentage of people living with HIV who reported a health-care professional told others about their HIV status without their consent

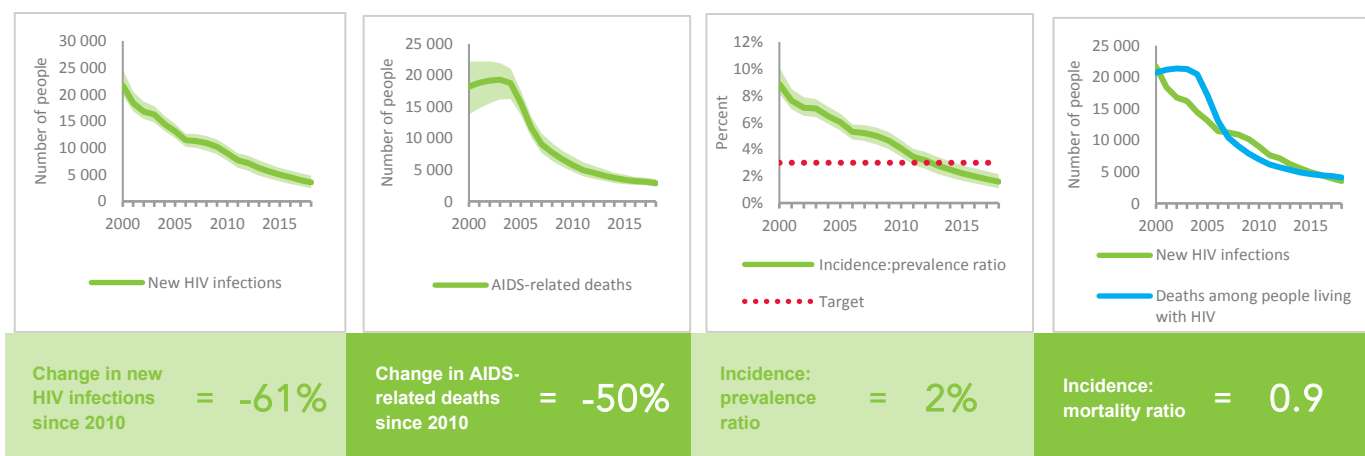
## VIOLENCE

	2010	2015
Proportion of ever-married or partnered women aged 15–49 years who experienced physical or sexual violence from a male intimate partner in the past 12 months	44.3	20.7

## EXPENDITURES

	Financing sources					Total
	Domestic private	Domestic public	International: PEPFAR	International: Global Fund	International: all others	
Last available report: 2015	...	\$19 877 495	\$97 029 539	\$95 605 601	\$5 077 320	\$217 589 955

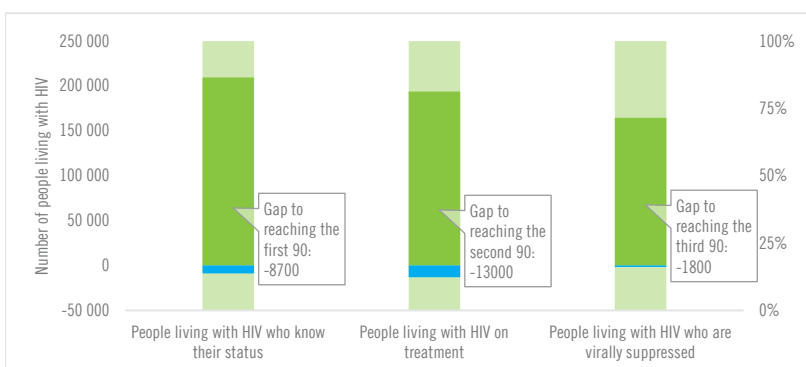
## EPIDEMIC TRANSITION METRICS



## KEY POPULATIONS

	Sex workers	Gay men and other men who have sex with men	People who inject drugs	Transgender people	Prisoners
Estimated size of population	...	...	...	...	...
HIV prevalence	45.8%	4.0%	...	...	...
Know their HIV status	95.1%	83.0%	...	...	...
Antiretroviral therapy coverage	36.3%	...	...	...	...
Condom use	84.3%	71.4%	...	...	...
Coverage of HIV prevention programmes	...	...	...	...	...
Avoidance of health care because of stigma and discrimination	...	...	...	...	...
Expenditures (2015)	\$218 310	\$240 246	\$0		

## HIV TESTING AND TREATMENT CASCADE



	94% [83- >95%]	87% [76- >95%] 194 000	74% [65-82%]
All ages			
Children (0-14)	63% [47-80%]	63% [47-80%] 7500	43% [32-55%]
Women (15+)	>95% [85- >95%]	91% [80- >95%] 119 000	79% [70-88%]
Men (15+)	>95% [83- >95%]	84% [73-94%] 67 600	70% [62-79%]

## ELIMINATION OF MOTHER-TO-CHILD TRANSMISSION

	2010	2018
Percentage of pregnant women living with HIV accessing antiretroviral medicines	58% [44-69%]	>95% [79- >95%]
Early infant diagnosis	60.3% [50.7-79.4%]	82.5% [71.0- >95%]

## HIV COMORBIDITIES

Estimated number of incident tuberculosis cases among people living with HIV (2017)	1500 [980-2200]
People living with HIV who started TB preventive therapy (2017)	...
Cervical cancer screening of women living with HIV	...
People coinfectd with HIV and hepatitis B virus receiving combined treatment	...
People coinfectd with HIV and hepatitis C virus starting hepatitis C treatment	...

## HIV PREVENTION

Adults aged 15+ years with unsuppressed viral load	0.7%
Knowledge of HIV prevention among young people aged 15-24 years (2015)	
— Women	64.6%
— Men	64.3%
Condom use at last sex with a non-marital, non-cohabiting partner (2015)	
— Women	47.5%
— Men	65.9%
Women aged 15-49 years who have their demand for family planning satisfied by modern methods (2015)	63.9%
Men aged 15-49 years who are circumcised (2015)	29.6%
Voluntary medical male circumcisions performed according to national standards (2018)	327 904
People who received PrEP at least once during the reporting period	...
Harm reduction	
— Use of sterile injecting equipment at last injection	...
— Needles and syringes distributed per person who injects	...
— Coverage of opioid substitution therapy	...
— Naloxone available (2019)	...
— Safe injection rooms available (2019)	...

## EPIDEMIC ESTIMATES

	2010	2015	2018
<b>New HIV infections</b>			
New HIV infections (all ages)	390 000 [370 000–430 000]	300 000 [270 000–330 000]	240 000 [210 000–270 000]
New HIV infections (0–14)	28 000 [21 000–46 000]	15 000 [12 000–26 000]	14 000 [11 000–35 000]
New HIV infections (women, 15+)	220 000 [200 000–240 000]	170 000 [150 000–190 000]	140 000 [120 000–160 000]
New HIV infections (men, 15+)	150 000 [130 000–180 000]	110 000 [99 000–130 000]	86 000 [75 000–100 000]
HIV incidence per 1000 population	9.08 [8.55–9.81]	6.4 [5.9–7.09]	4.94 [4.43–5.51]
<b>AIDS-related deaths</b>			
AIDS-related deaths (all ages)	140 000 [110 000–170 000]	75 000 [58 000–96 000]	71 000 [52 000–91 000]
AIDS-related deaths (0–14)	18 000 [11 000–28 000]	7 100 [4 900–10 000]	4 400 [1 900–15 000]
AIDS-related deaths (women, 15+)	69 000 [53 000–84 000]	37 000 [27 000–48 000]	33 000 [23 000–45 000]
AIDS-related deaths (men, 15+)	56 000 [45 000–75 000]	31 000 [24 000–44 000]	33 000 [26 000–46 000]
<b>People living with HIV</b>			
People living with HIV (all ages)	6 100 000 [5 500 000–6 600 000]	7 200 000 [6 600 000–7 700 000]	7 700 000 [7 100 000–8 300 000]
People living with HIV (0–14)	320 000 [250 000–370 000]	290 000 [220 000–370 000]	260 000 [200 000–360 000]
People living with HIV (women, 15+)	3 600 000 [3 200 000–3 900 000]	4 300 000 [4 000 000–4 600 000]	4 700 000 [4 300 000–5 000 000]
People living with HIV (men, 15+)	2 200 000 [2 000 000–2 500 000]	2 600 000 [2 400 000–2 900 000]	2 800 000 [2 500 000–3 100 000]
HIV prevalence (15–49)	18.9 [16.8–20.7]	20.3 [17.6–22.3]	20.4 [17.4–22.5]

## LAWS AND POLICIES

Laws criminalizing the transmission of, non-disclosure of or exposure to HIV transmission	...
Criminalization of sex work among consenting adults	Any criminalization or punitive regulation of sex work
Criminalization of same-sex sexual acts	Laws penalizing same-sex sexual acts have been decriminalized or never existed
Drug use or possession for personal use is an offence	Possession of drugs for personal use or drug use and/or consumption are specified as criminal offences
Criminalization of transgender people	Neither criminalized nor prosecuted
Laws or policies restricting the entry, stay and residence of people living with HIV	No
Parental consent for adolescents to access HIV testing	Yes, for adolescents younger than 14 years
Spousal consent for married women to access sexual and reproductive health services	No
Mandatory HIV testing for marriage, work or residence permits or for certain groups	No

## STIGMA AND DISCRIMINATION

Percentage of women and men aged 15–49 years who report discriminatory attitudes towards people living with HIV	<b>2017</b>
	12.6
Percentage of people living with HIV denied health services because of their HIV status in the last 12 months	<b>2014</b>
	3.1509596
Percentage of people living with HIV who reported a health-care professional told others about their HIV status without their consent	

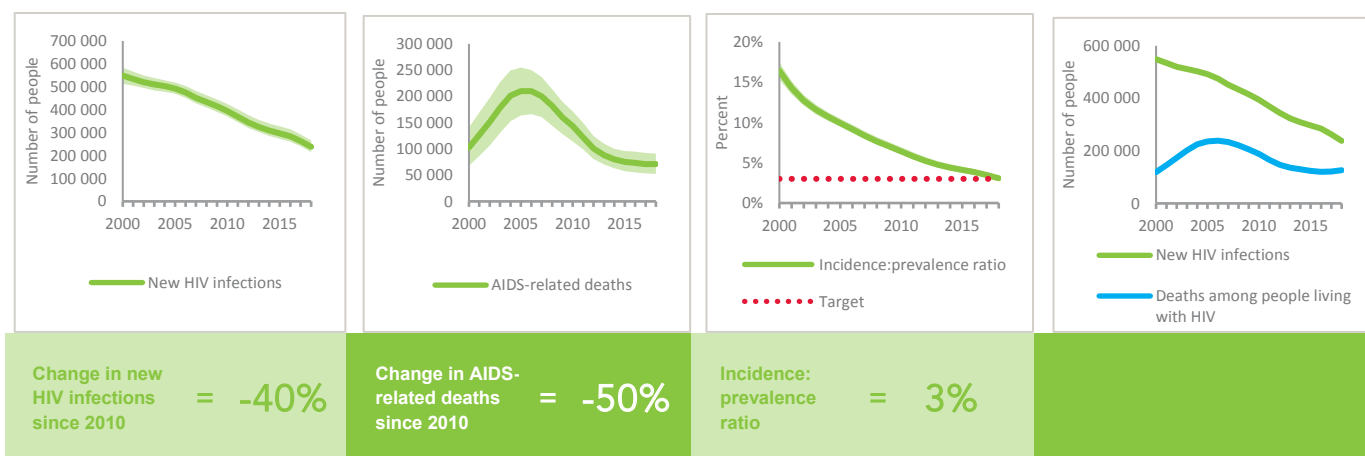
## VIOLENCE

Proportion of ever-married or partnered women aged 15–49 years who experienced physical or sexual violence from a male intimate partner in the past 12 months	<b>2012</b>	<b>2017</b>
	5.1	30.3

## EXPENDITURES

	Financing sources					Total
	Domestic private	Domestic public	International: PEPFAR	International: Global Fund	International: all others	
Last available report: 2017	\$0	\$1 545 826 721	\$472 582 374	\$54 863 457	\$10 070 103	\$2 021 895 609

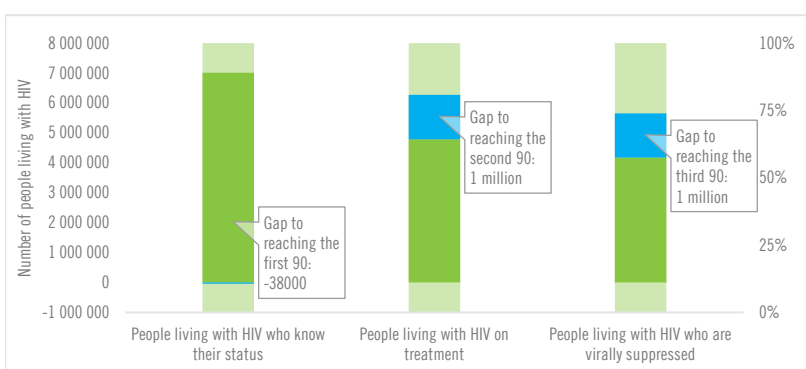
## EPIDEMIC TRANSITION METRICS



## KEY POPULATIONS

	Sex workers	Gay men and other men who have sex with men	People who inject drugs	Transgender people	Prisoners
Estimated size of population	...	...	...	...	...
HIV prevalence	57.7%	18.1%	21.8%	...	8.9%
Know their HIV status	...	...	...	...	...
Antiretroviral therapy coverage	23.6%	28.1%	...	...	98.8%
Condom use	86.1%	97.9%	...	...	...
Coverage of HIV prevention programmes	...	...	...	...	...
Avoidance of health care because of stigma and discrimination	...	...	...	...	...
Expenditures (2017)	\$10 491 195	\$2 093 180	\$4 796 756	...	...

## HIV TESTING AND TREATMENT CASCADE



	90% [83- >95%]	62% [57-66%] 4 788 000	54% [49-58%]
All ages			
Children (0-14)	76% [59- >95%]	63% [49-87%] 163 000	46% [36-64%]
Women (15+)	93% [86- >95%]	65% [60-70%] 3 057 000	58% [54-62%]
Men (15+)	88% [79- >95%]	56% [50-60%] 1 568 000	47% [42-51%]

## ELIMINATION OF MOTHER-TO-CHILD TRANSMISSION

	2010	2018
Percentage of pregnant women living with HIV accessing antiretroviral medicines	65% [48-79%]	87% [63- >95%]
Early infant diagnosis	65.7% [54.2-88.1%]	88.7% [73.3- >95%]

## HIV COMORBIDITIES

Estimated number of incident tuberculosis cases among people living with HIV (2017)	193 000 [137 000 -258 000]
People living with HIV who started TB preventive therapy (2017)	52.9%
Cervical cancer screening of women living with HIV	...
People coinfectd with HIV and hepatitis B virus receiving combined treatment	...
People coinfectd with HIV and hepatitis C virus starting hepatitis C treatment	...

## HIV PREVENTION

Adults aged 15+ years with unsuppressed viral load	8.5%
Knowledge of HIV prevention among young people aged 15-24 years (2016)	
— Women	46.1%
— Men	45.6%
Condom use at last sex with a non-marital, non-cohabiting partner (2016)	
— Women	61.4%
— Men	73.1%
Women aged 15-49 years who have their demand for family planning satisfied by modern methods (2016)	79.7%
Men aged 15-49 years who are circumcised	...
Voluntary medical male circumcisions performed according to national standards (2018)	572 442
People who received PrEP at least once during the reporting period (2018)	8184
Harm reduction	
— Use of sterile injecting equipment at last injection	...
— Needles and syringes distributed per person who injects	...
— Coverage of opioid substitution therapy	...
— Naloxone available (2019)	...
— Safe injection rooms available (2019)	...

## EPIDEMIC ESTIMATES

	2010	2015	2018
<b>New HIV infections</b>			
New HIV infections (all ages)	14 000 [11 000–18 000]	17 000 [12 000–22 000]	19 000 [13 000–27 000]
New HIV infections (0–14)	2900 [2100–3800]	2600 [1700–3600]	2700 [1600–3900]
New HIV infections (women, 15+)	6600 [4800–8100]	8200 [5600–11 000]	9500 [6200–13 000]
New HIV infections (men, 15+)	4900 [3600–6200]	6100 [4100–8200]	7100 [4700–10 000]
HIV incidence per 1000 population	1.51 [1.13–1.89]	1.49 [1.01–1.96]	1.56 [1.03–2.18]
<b>AIDS-related deaths</b>			
AIDS-related deaths (all ages)	9800 [7300–13 000]	9800 [7200–12 000]	9900 [6900–13 000]
AIDS-related deaths (0–14)	2000 [1600–2600]	2000 [1400–2600]	1900 [1200–2600]
AIDS-related deaths (women, 15+)	4500 [3200–5900]	4200 [3000–5400]	4400 [3000–5700]
AIDS-related deaths (men, 15+)	3300 [2400–4400]	3700 [2700–4800]	3500 [2500–4700]
<b>People living with HIV</b>			
People living with HIV (all ages)	140 000 [110 000–170 000]	170 000 [130 000–210 000]	190 000 [140 000–240 000]
People living with HIV (0–14)	15 000 [11 000–19 000]	16 000 [12 000–21 000]	16 000 [12 000–21 000]
People living with HIV (women, 15+)	73 000 [58 000–89 000]	90 000 [69 000–110 000]	100 000 [77 000–130 000]
People living with HIV (men, 15+)	53 000 [40 000–64 000]	64 000 [47 000–78 000]	73 000 [52 000–92 000]
HIV prevalence (15–49)	2.4 [1.9–3]	2.4 [1.8–3]	2.5 [1.9–3.1]

## LAWS AND POLICIES

Laws criminalizing the transmission of, non-disclosure of or exposure to HIV transmission	Yes
Criminalization of sex work among consenting adults	Any criminalization or punitive regulation of sex work
Criminalization of same-sex sexual acts	Yes, imprisonment (up to 14 years)
Drug use or possession for personal use is an offence	Possession of drugs for personal use or drug use and/or consumption are specified as criminal offences
Criminalization of transgender people	Neither criminalized nor prosecuted
Laws or policies restricting the entry, stay and residence of people living with HIV	No
Parental consent for adolescents to access HIV testing	Yes, for adolescents younger than 18 years
Spousal consent for married women to access sexual and reproductive health services	No
Mandatory HIV testing for marriage, work or residence permits or for certain groups	No

## STIGMA AND DISCRIMINATION

Percentage of women and men aged 15–49 years who report discriminatory attitudes towards people living with HIV

Percentage of people living with HIV denied health services because of their HIV status in the last 12 months

Percentage of people living with HIV who reported a health-care professional told others about their HIV status without their consent

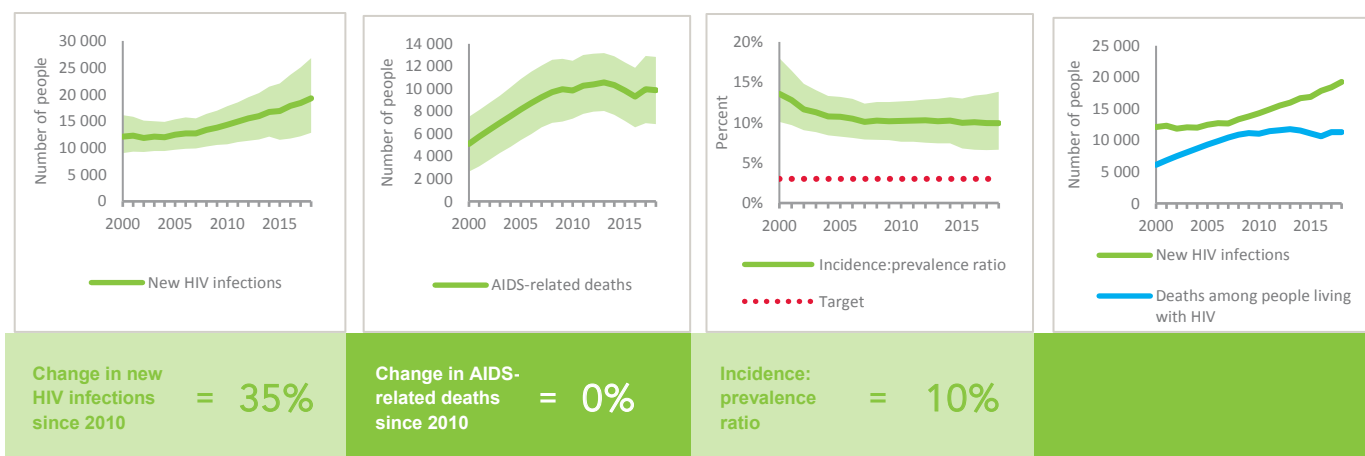
## VIOLENCE

Proportion of ever-married or partnered women aged 15–49 years who experienced physical or sexual violence from a male intimate partner in the past 12 months

## EXPENDITURES

	Financing sources					Total
	Domestic private	Domestic public	International: PEPFAR	International: Global Fund	International: all others	
Last available report: 2012	...	\$2 302 076	\$12 287 166	\$3 746 098	\$2 473 180	\$24 154 614

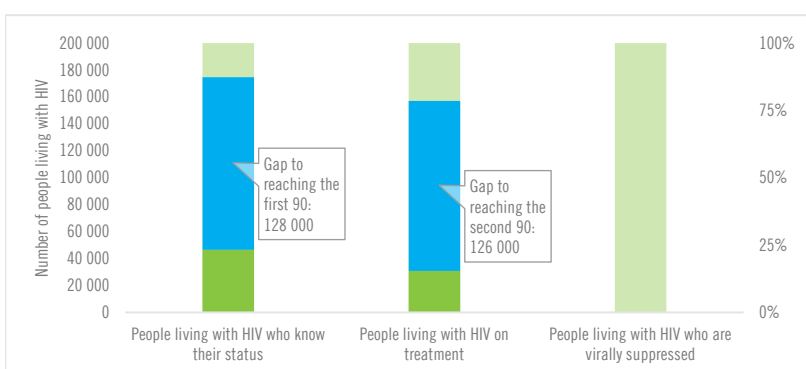
## EPIDEMIC TRANSITION METRICS



## KEY POPULATIONS

	Sex workers	Gay men and other men who have sex with men	People who inject drugs	Transgender people	Prisoners
Estimated size of population	...	...	...	...	...
HIV prevalence	24.0%	...	...	...	...
Know their HIV status	57.1%	...	...	...	...
Antiretroviral therapy coverage	75.3%	...	...	...	...
Condom use	60.1%	...	...	...	...
Coverage of HIV prevention programmes	16.3%	...	...	...	...
Avoidance of health care because of stigma and discrimination	...	...	...	...	...
Expenditures (0)	...	...	...	...	...

## HIV TESTING AND TREATMENT CASCADE



	2010	2018
All ages	24% [18–30%]	16% [12–20%] 30 700
Children (0–14)	9% [7–12%]	9% [7–12%] 1500
Women (15+)	28% [21–35%]	19% [14–23%] 19 500
Men (15+)	22% [16–27%]	13% [10–17%] 9800

## ELIMINATION OF MOTHER-TO-CHILD TRANSMISSION

	2010	2018
Percentage of pregnant women living with HIV accessing antiretroviral medicines	9% [6–11%]	56% [41–74%]
Early infant diagnosis	...% [...–...%]	5.7% [4.3–7.8%]

## HIV COMORBIDITIES

Estimated number of incident tuberculosis cases among people living with HIV (2017)	2300 [1400–3300]
People living with HIV who started TB preventive therapy (2017)	...
Cervical cancer screening of women living with HIV	...
People coinfecting with HIV and hepatitis B virus receiving combined treatment	...
People coinfecting with HIV and hepatitis C virus starting hepatitis C treatment	...

## HIV PREVENTION

Adults aged 15+ years with unsuppressed viral load	...
Knowledge of HIV prevention among young people aged 15–24 years	...
— Women	...
— Men	...
Condom use at last sex with a non-marital, non-cohabiting partner	...
— Women	...
— Men	...
Women aged 15–49 years who have their demand for family planning satisfied by modern methods	...
Men aged 15–49 years who are circumcised	...
Voluntary medical male circumcisions performed according to national standards (2018)	1147
People who received PrEP at least once during the reporting period	...
Harm reduction	...
— Use of sterile injecting equipment at last injection	...
— Needles and syringes distributed per person who injects	...
— Coverage of opioid substitution therapy	...
— Naloxone available (2019)	No
— Safe injection rooms available (2019)	No

## EPIDEMIC ESTIMATES

	2010	2015	2018
<b>New HIV infections</b>			
New HIV infections (all ages)	92 000 [82 000–110 000]	65 000 [56 000–80 000]	53 000 [44 000–67 000]
New HIV infections (0–14)	22 000 [18 000–25 000]	10 000 [8600–11 000]	7500 [5100–11 000]
New HIV infections (women, 15+)	41 000 [35 000–48 000]	31 000 [27 000–39 000]	26 000 [21 000–34 000]
New HIV infections (men, 15+)	30 000 [26 000–37 000]	23 000 [20 000–31 000]	19 000 [16 000–27 000]
HIV incidence per 1000 population	3.21 [2.82–3.76]	1.9 [1.63–2.34]	1.4 [1.15–1.82]
<b>AIDS-related deaths</b>			
AIDS-related deaths (all ages)	56 000 [48 000–66 000]	30 000 [25 000–38 000]	23 000 [19 000–31 000]
AIDS-related deaths (0–14)	16 000 [13 000–18 000]	8300 [6800–9700]	5500 [4100–7300]
AIDS-related deaths (women, 15+)	24 000 [20 000–29 000]	8600 [6300–12 000]	7000 [5700–9800]
AIDS-related deaths (men, 15+)	16 000 [13 000–20 000]	13 000 [11 000–18 000]	11 000 [8300–15 000]
<b>People living with HIV</b>			
People living with HIV (all ages)	1 200 000 [1 100 000–1 300 000]	1 300 000 [1 200 000–1 400 000]	1 400 000 [1 300 000–1 500 000]
People living with HIV (0–14)	140 000 [120 000–150 000]	120 000 [100 000–130 000]	100 000 [88 000–110 000]
People living with HIV (women, 15+)	620 000 [590 000–670 000]	720 000 [680 000–780 000]	770 000 [720 000–840 000]
People living with HIV (men, 15+)	430 000 [400 000–480 000]	490 000 [450 000–540 000]	510 000 [470 000–570 000]
HIV prevalence (15–49)	6.8 [6.5–7.1]	6.2 [5.9–6.5]	5.7 [5.4–6.1]

## LAWS AND POLICIES

Laws criminalizing the transmission of, non-disclosure of or exposure to HIV transmission	Yes
Criminalization of sex work among consenting adults	Any criminalization or punitive regulation of sex work
Criminalization of same-sex sexual acts	Yes, penalty not specified
Drug use or possession for personal use is an offence	...
Criminalization of transgender people	Criminalized
Laws or policies restricting the entry, stay and residence of people living with HIV	No
Parental consent for adolescents to access HIV testing	Yes, for adolescents younger than 14 years
Spousal consent for married women to access sexual and reproductive health services	No
Mandatory HIV testing for marriage, work or residence permits or for certain groups	No

## STIGMA AND DISCRIMINATION

Percentage of women and men aged 15–49 years who report discriminatory attitudes towards people living with HIV	<b>2011</b>	<b>2016</b>
	26.2	33.2
Percentage of people living with HIV denied health services because of their HIV status in the last 12 months		<b>2013</b>
		4.2
Percentage of people living with HIV who reported a health-care professional told others about their HIV status without their consent		<b>2013</b>
		7

## VIOLENCE

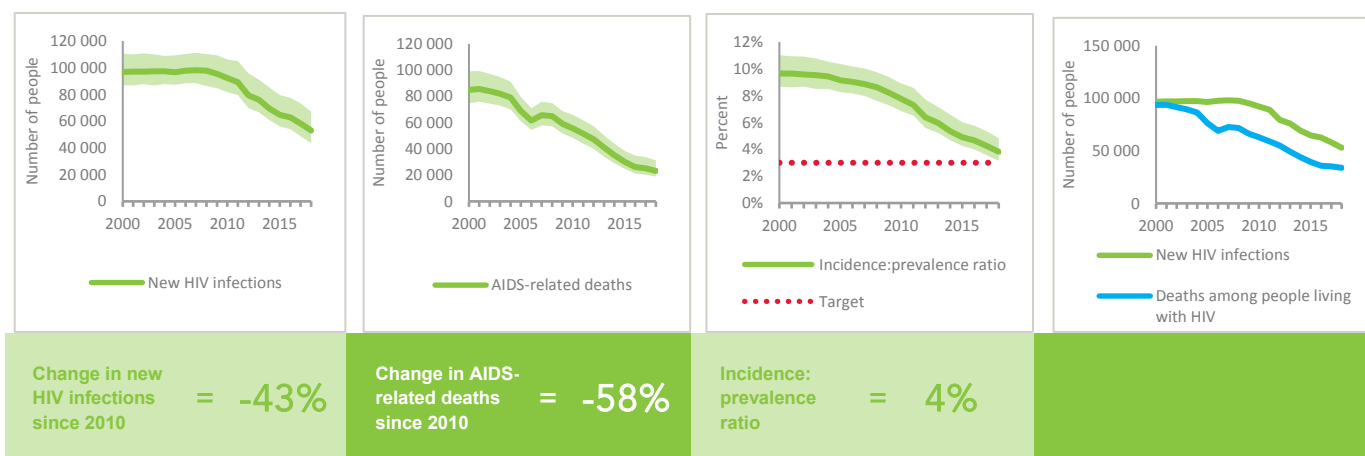
Proportion of ever-married or partnered women aged 15–49 years who experienced physical or sexual violence from a male intimate partner in the past 12 months	<b>2011</b>	<b>2016</b>
	33.3	29.9

## EXPENDITURES

	Financing sources					Total
	Domestic private	Domestic public	International: PEPFAR	International: Global Fund	International: all others	
Last available report: 2008	...	\$38 693 159	...	\$2 295 076	\$246 205 640	\$296 649 946



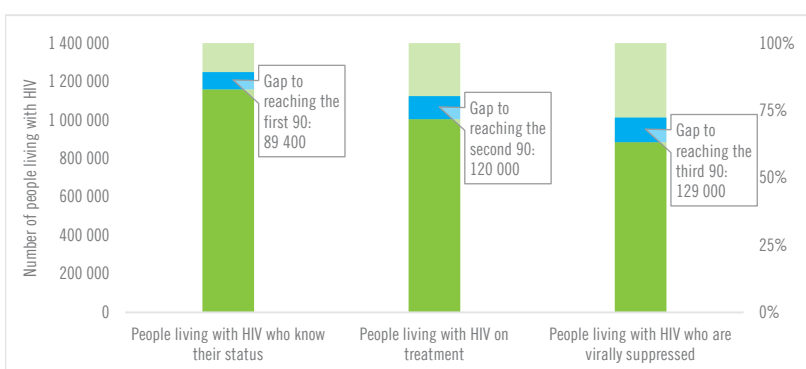
## EPIDEMIC TRANSITION METRICS



## KEY POPULATIONS

	Sex workers	Gay men and other men who have sex with men	People who inject drugs	Transgender people	Prisoners
Estimated size of population	...	...	...	...	...
HIV prevalence	85.0%	...	26.7%	...	15.0%
Know their HIV status	100%	85.0%	100%	84.0%	...
Antiretroviral therapy coverage	...	66.0%	78.0%	13.0%	49.0%
Condom use	69.4%	...	4.0%	...	...
Coverage of HIV prevention programmes	...	...	8.0%	...	...
Avoidance of health care because of stigma and discrimination	...	...	64.0%	...	...
Expenditures (0)	...	...	...	...	...

## HIV TESTING AND TREATMENT CASCADE



	84% [78–90%]	72% [68–78%] 1 004 000	64% [60–69%]
All ages			
Children (0–14)	66% [57–74%]	66% [57–74%] 67 100	46% [39–51%]
Women (15+)	85% [80–92%]	79% [74–86%] 614 000	72% [67–77%]
Men (15+)	84% [77–95%]	63% [58–71%] 323 000	55% [51–62%]

## ELIMINATION OF MOTHER-TO-CHILD TRANSMISSION

	2010	2018
Percentage of pregnant women living with HIV accessing antiretroviral medicines	29% [24–33%]	93% [73– >95%]
Early infant diagnosis	10.1% [8.8–12.0%]	44.8% [39.4–56.6%]

## HIV COMORBIDITIES

Estimated number of incident tuberculosis cases among people living with HIV (2017)	34 000 [22 000–49 000]
People living with HIV who started TB preventive therapy (2017)	...
Cervical cancer screening of women living with HIV	...
People coinfecting with HIV and hepatitis B virus receiving combined treatment	...
People coinfecting with HIV and hepatitis C virus starting hepatitis C treatment	...

## HIV PREVENTION

Adults aged 15+ years with unsuppressed viral load	2.1%
Knowledge of HIV prevention among young people aged 15–24 years (2016)	
— Women	45.7%
— Men	44.8%
Condom use at last sex with a non-marital, non-cohabiting partner (2016)	
— Women	38.3%
— Men	62.4%
Women aged 15–49 years who have their demand for family planning satisfied by modern methods (2016)	53.8%
Men aged 15–49 years who are circumcised	...
Voluntary medical male circumcisions performed according to national standards (2018)	619 082
People who received PrEP at least once during the reporting period (2018)	7526
Harm reduction	
— Use of sterile injecting equipment at last injection	...
— Needles and syringes distributed per person who injects	...
— Coverage of opioid substitution therapy	...
— Naloxone available (2019)	No
— Safe injection rooms available (2019)	No

### EPIDEMIC ESTIMATES

	2010	2015	2018
<b>New HIV infections</b>			
New HIV infections (all ages)	83 000 [77 000–90 000]	81 000 [72 000–90 000]	72 000 [61 000–83 000]
New HIV infections (0–14)	9 800 [8 200–12 000]	12 000 [8 800–17 000]	8 600 [6 500–13 000]
New HIV infections (women, 15+)	42 000 [38 000–46 000]	39 000 [35 000–44 000]	36 000 [31 000–42 000]
New HIV infections (men, 15+)	31 000 [28 000–36 000]	30 000 [26 000–35 000]	27 000 [23 000–33 000]
HIV incidence per 1000 population	2.08 [1.93–2.26]	1.74 [1.53–1.93]	1.41 [1.19–1.61]
<b>AIDS-related deaths</b>			
AIDS-related deaths (all ages)	48 000 [42 000–53 000]	29 000 [25 000–34 000]	24 000 [20 000–29 000]
AIDS-related deaths (0–14)	11 000 [8 900–13 000]	7 100 [5 000–9 600]	5 400 [3 200–8 900]
AIDS-related deaths (women, 15+)	21 000 [18 000–23 000]	9 100 [7 600–11 000]	7 600 [6 300–9 100]
AIDS-related deaths (men, 15+)	16 000 [13 000–19 000]	13 000 [11 000–16 000]	11 000 [9 300–14 000]
<b>People living with HIV</b>			
People living with HIV (all ages)	1 300 000 [1 100 000–1 400 000]	1 400 000 [1 300 000–1 600 000]	1 600 000 [1 400 000–1 700 000]
People living with HIV (0–14)	120 000 [97 000–130 000]	98 000 [80 000–120 000]	92 000 [72 000–110 000]
People living with HIV (women, 15+)	670 000 [580 000–750 000]	800 000 [720 000–880 000]	880 000 [800 000–970 000]
People living with HIV (men, 15+)	470 000 [410 000–530 000]	540 000 [470 000–600 000]	580 000 [520 000–640 000]
HIV prevalence (15–49)	5 [4.3–5.7]	4.8 [4.2–5.3]	4.6 [4–5.1]

### LAWS AND POLICIES

Laws criminalizing the transmission of, non-disclosure of or exposure to HIV transmission	Yes
Criminalization of sex work among consenting adults	Any criminalization or punitive regulation of sex work
Criminalization of same-sex sexual acts	Yes, imprisonment (14 years - life)
Drug use or possession for personal use is an offence	Possession of drugs for personal use or drug use and/or consumption are specified as criminal offences
Criminalization of transgender people	Neither criminalized nor prosecuted
Laws or policies restricting the entry, stay and residence of people living with HIV	No
Parental consent for adolescents to access HIV testing	Yes, for adolescents younger than 18 years
Spousal consent for married women to access sexual and reproductive health services	No
Mandatory HIV testing for marriage, work or residence permits or for certain groups	Yes

### STIGMA AND DISCRIMINATION

Percentage of women and men aged 15–49 years who report discriminatory attitudes towards people living with HIV

Percentage of people living with HIV denied health services because of their HIV status in the last 12 months	<b>2013</b>
	8.7

Percentage of people living with HIV who reported a health-care professional told others about their HIV status without their consent

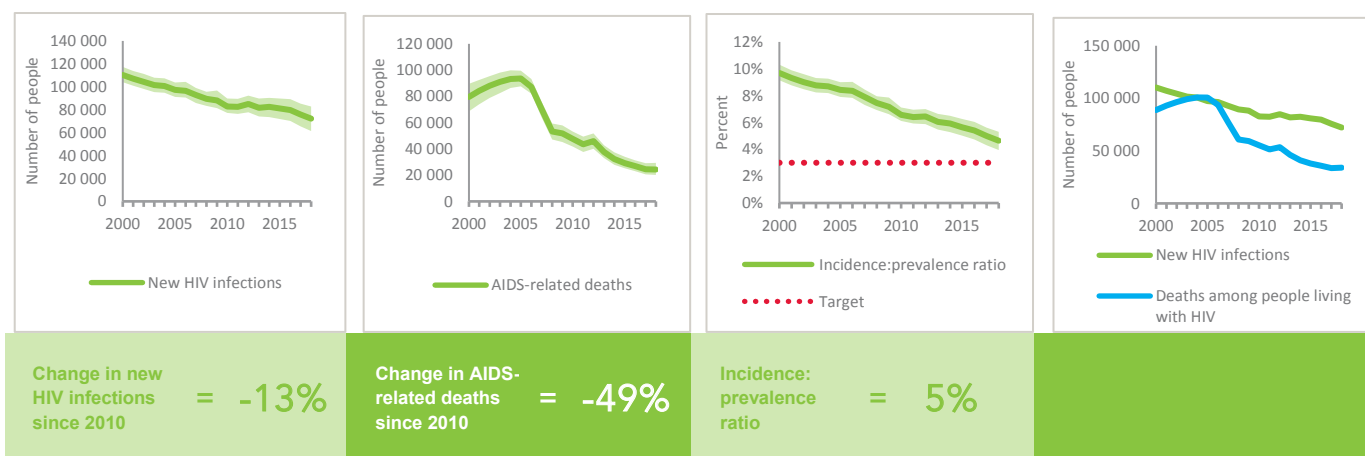
### VIOLENCE

Proportion of ever-married or partnered women aged 15–49 years who experienced physical or sexual violence from a male intimate partner in the past 12 months	<b>2010</b>	<b>2016</b>
	35.3	29.6

### EXPENDITURES

	Financing sources					Total
	Domestic private	Domestic public	International: PEPFAR	International: Global Fund	International: all others	
Last available report: 2005	\$12 417 597	\$108 120 344	...	\$37 752 100	\$108 081 035	\$266 371 077

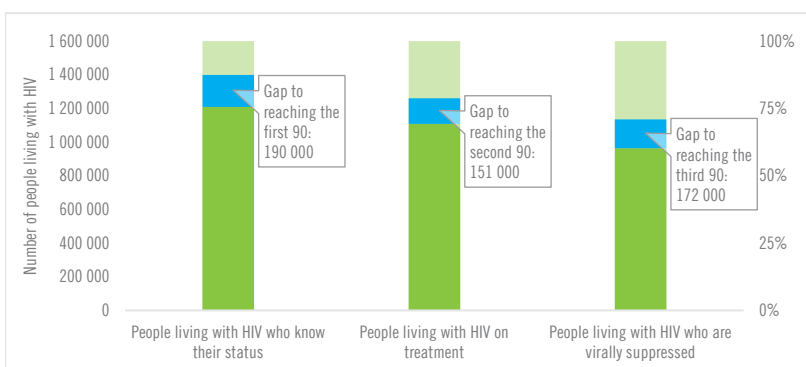
## EPIDEMIC TRANSITION METRICS



## KEY POPULATIONS

	Sex workers	Gay men and other men who have sex with men	People who inject drugs	Transgender people	Prisoners
Estimated size of population	...	...	...	...	...
HIV prevalence	15.4%	8.4%	...	...	6.7%
Know their HIV status	...	...	...	...	...
Antiretroviral therapy coverage	...	...	...	...	...
Condom use	70.0%	13.9%	...	...	...
Coverage of HIV prevention programmes	20.0%	...	...	...	...
Avoidance of health care because of stigma and discrimination	...	...	...	...	...
Expenditures (0)	...	...	...	...	...

## HIV TESTING AND TREATMENT CASCADE



	78% [70–85%]	71% [64–78%] 1 109 000	62% [56–68%]
All ages			
Children (0–14)	65% [51–80%]	65% [51–80%] 59 600	43% [34–52%]
Women (15+)	82% [74–90%]	82% [74–89%] 721 000	73% [66–80%]
Men (15+)	73% [65–81%]	57% [50–63%] 328 000	49% [43–54%]

## ELIMINATION OF MOTHER-TO-CHILD TRANSMISSION

	2010	2018
Percentage of pregnant women living with HIV accessing antiretroviral medicines	75% [59–90%]	93% [70– >95%]
Early infant diagnosis	28.6% [23.9–36.7%]	46.9% [39.3–62.2%]

## HIV COMORBIDITIES

Estimated number of incident tuberculosis cases among people living with HIV (2017)	48 000 [31 000–69 000]
People living with HIV who started TB preventive therapy (2017)	...
Cervical cancer screening of women living with HIV	...
People coinfecting with HIV and hepatitis B virus receiving combined treatment	...
People coinfecting with HIV and hepatitis C virus starting hepatitis C treatment	...

## HIV PREVENTION

Adults aged 15+ years with unsuppressed viral load	1.8%
Knowledge of HIV prevention among young people aged 15–24 years	...
— Women	...
— Men	...
Condom use at last sex with a non-marital, non-cohabiting partner (2017)	...
— Women	30.3%
— Men	46.5%
Women aged 15–49 years who have their demand for family planning satisfied by modern methods (2016)	55.1%
Men aged 15–49 years who are circumcised (2016)	80.3%
Voluntary medical male circumcisions performed according to national standards (2018)	885 599
People who received PrEP at least once during the reporting period	...
Harm reduction	...
— Use of sterile injecting equipment at last injection	...
— Needles and syringes distributed per person who injects (2017)	15
— Coverage of opioid substitution therapy (2018)	20.8%
— Naloxone available (2019)	No
— Safe injection rooms available (2019)	No

## EPIDEMIC ESTIMATES

	2010	2015	2018
<b>New HIV infections</b>			
New HIV infections (all ages)	56 000 [40 000–79 000]	50 000 [36 000–71 000]	48 000 [34 000–69 000]
New HIV infections (0–14)	8800 [6300–12 000]	6300 [4600–8900]	5400 [3900–7600]
New HIV infections (women, 15+)	27 000 [19 000–38 000]	25 000 [18 000–36 000]	25 000 [17 000–35 000]
New HIV infections (men, 15+)	20 000 [14 000–30 000]	19 000 [13 000–28 000]	18 000 [13 000–27 000]
HIV incidence per 1000 population	4.55 [3.2–6.63]	3.42 [2.4–4.99]	2.97 [2.09–4.33]
<b>AIDS-related deaths</b>			
AIDS-related deaths (all ages)	26 000 [21 000–35 000]	18 000 [15 000–24 000]	17 000 [13 000–22 000]
AIDS-related deaths (0–14)	5900 [3900–8400]	3800 [2500–5400]	3000 [2000–4200]
AIDS-related deaths (women, 15+)	10 000 [8100–13 000]	8100 [6400–11 000]	7000 [5600–9200]
AIDS-related deaths (men, 15+)	10 000 [8200–14 000]	6400 [5100–8600]	6600 [5200–8900]
<b>People living with HIV</b>			
People living with HIV (all ages)	1 000 000 [900 000–1 100 000]	1 200 000 [1 000 000–1 300 000]	1 200 000 [1 100 000–1 400 000]
People living with HIV (0–14)	77 000 [64 000–91 000]	69 000 [57 000–81 000]	62 000 [52 000–74 000]
People living with HIV (women, 15+)	540 000 [490 000–610 000]	640 000 [570 000–720 000]	700 000 [630 000–790 000]
People living with HIV (men, 15+)	380 000 [340 000–440 000]	440 000 [390 000–510 000]	480 000 [420 000–550 000]
HIV prevalence (15–49)	13 [11.5–14.5]	12.1 [10.7–13.5]	11.3 [10–12.6]

## LAWS AND POLICIES

Laws criminalizing the transmission of, non-disclosure of or exposure to HIV transmission	No, but prosecutions exist based on general criminal laws
Criminalization of sex work among consenting adults	Any criminalization or punitive regulation of sex work
Criminalization of same-sex sexual acts	Yes, imprisonment (up to 14 years)
Drug use or possession for personal use is an offence	Possession of drugs for personal use or drug use and/or consumption are specified as criminal offences
Criminalization of transgender people	Neither criminalized nor prosecuted
Laws or policies restricting the entry, stay and residence of people living with HIV	No
Parental consent for adolescents to access HIV testing	Yes, for adolescents younger than 16 years
Spousal consent for married women to access sexual and reproductive health services	No
Mandatory HIV testing for marriage, work or residence permits or for certain groups	No

## STIGMA AND DISCRIMINATION

Percentage of women and men aged 15–49 years who report discriminatory attitudes towards people living with HIV	2007	2014
	30	18

Percentage of people living with HIV denied health services because of their HIV status in the last 12 months

Percentage of people living with HIV who reported a health-care professional told others about their HIV status without their consent

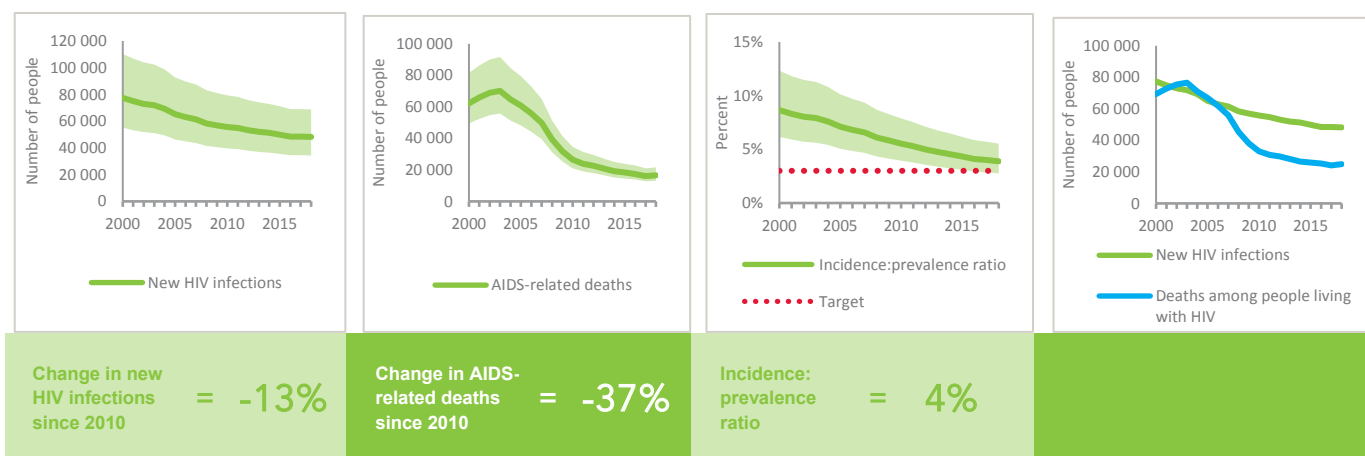
## VIOLENCE

Proportion of ever-married or partnered women aged 15–49 years who experienced physical or sexual violence from a male intimate partner in the past 12 months	2007	2014
	42	26.7

## EXPENDITURES

	Financing sources					Total
	Domestic private	Domestic public	International: PEPFAR	International: Global Fund	International: all others	
Last available report: 2017	\$1 179 334	\$36 689 849	\$251 767 599	\$35 622 801	\$114 530 358	\$439 789 941

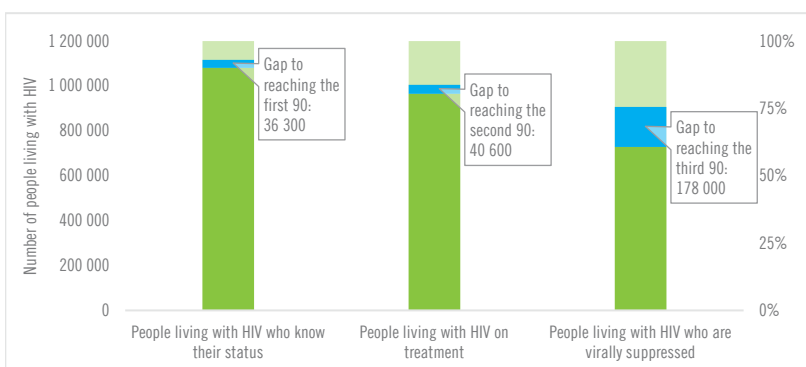
## EPIDEMIC TRANSITION METRICS



## KEY POPULATIONS

	Sex workers	Gay men and other men who have sex with men	People who inject drugs	Transgender people	Prisoners
Estimated size of population	...	...	...	...	...
HIV prevalence	48.8%	...	...	...	27.4%
Know their HIV status	...	...	...	...	...
Antiretroviral therapy coverage	...	...	...	...	...
Condom use	78.5%	...	...	...	...
Coverage of HIV prevention programmes	...	...	...	...	...
Avoidance of health care because of stigma and discrimination	...	...	...	...	...
Expenditures (0)	...	...	...	...	...

## HIV TESTING AND TREATMENT CASCADE



	87% [78– >95%]	78% [69–88%] 965 000	59% [52–66%]
<b>All ages</b>			
<b>Children (0–14)</b>	79% [65–93%]	79% [65–93%] 49 100	65% [54–77%]
<b>Women (15+)</b>	88% [78– >95%]	83% [75–94%] 584 000	63% [56–71%]
<b>Men (15+)</b>	87% [77– >95%]	69% [61–80%] 332 000	52% [46–60%]

## ELIMINATION OF MOTHER-TO-CHILD TRANSMISSION

	2010	2018
Percentage of pregnant women living with HIV accessing antiretroviral medicines	71% [56–84%]	>95% [94– >95%]
Early infant diagnosis	33.5% [28.3–42.0%]	71.4% [60.4–89.6%]

## HIV COMORBIDITIES

Estimated number of incident tuberculosis cases among people living with HIV (2017)	36 000 [23 000–52 000]
People living with HIV who started TB preventive therapy (2017)	18.3%
Cervical cancer screening of women living with HIV (survey data) (2016)	27.3%
People coinfectd with HIV and hepatitis B virus receiving combined treatment	...
People coinfectd with HIV and hepatitis C virus starting hepatitis C treatment	...

## HIV PREVENTION

Adults aged 15+ years with unsuppressed viral load	5%
Knowledge of HIV prevention among young people aged 15–24 years (2014)	
— Women	41.5%
— Men	46.7%
Condom use at last sex with a non-marital, non-cohabiting partner (2014)	
— Women	41.2%
— Men	55.5%
Women aged 15–49 years who have their demand for family planning satisfied by modern methods (2014)	62.6%
Men aged 15–49 years who are circumcised (2014)	21.9%
Voluntary medical male circumcisions performed according to national standards (2018)	482 183
People who received PrEP at least once during the reporting period (2018)	3823
Harm reduction	
— Use of sterile injecting equipment at last injection	...
— Needles and syringes distributed per person who injects	...
— Coverage of opioid substitution therapy	...
— Naloxone available (2019)	No
— Safe injection rooms available (2019)	No

## EPIDEMIC ESTIMATES

	2010	2015	2018
<b>New HIV infections</b>			
New HIV infections (all ages)	62 000 [45 000–83 000]	44 000 [32 000–59 000]	38 000 [28 000–51 000]
New HIV infections (0–14)	15 000 [10 000–25 000]	6 700 [4 400–11 000]	4 800 [3 100–7 900]
New HIV infections (women, 15+)	27 000 [19 000–36 000]	21 000 [15 000–29 000]	19 000 [14 000–26 000]
New HIV infections (men, 15+)	20 000 [14 000–27 000]	16 000 [11 000–21 000]	14 000 [10 000–19 000]
HIV incidence per 1000 population	5.65 [4.08–7.67]	3.46 [2.5–4.7]	2.79 [2.01–3.78]
<b>AIDS-related deaths</b>			
AIDS-related deaths (all ages)	54 000 [43 000–68 000]	24 000 [19 000–30 000]	22 000 [17 000–27 000]
AIDS-related deaths (0–14)	12 000 [7 600–18 000]	4 900 [3 100–7 500]	3 300 [2 100–5 000]
AIDS-related deaths (women, 15+)	23 000 [18 000–29 000]	10 000 [7 900–13 000]	9 700 [7 600–12 000]
AIDS-related deaths (men, 15+)	19 000 [15 000–23 000]	8 900 [7 000–11 000]	9 000 [7 100–11 000]
<b>People living with HIV</b>			
People living with HIV (all ages)	1 200 000 [1 100 000–1 400 000]	1 300 000 [1 100 000–1 500 000]	1 300 000 [1 100 000–1 500 000]
People living with HIV (0–14)	130 000 [99 000–160 000]	99 000 [77 000–120 000]	84 000 [65 000–100 000]
People living with HIV (women, 15+)	650 000 [560 000–740 000]	700 000 [610 000–790 000]	730 000 [630 000–830 000]
People living with HIV (men, 15+)	450 000 [390 000–520 000]	480 000 [410 000–550 000]	490 000 [420 000–560 000]
HIV prevalence (15–49)	15.4 [13.1–17.5]	13.8 [11.7–15.6]	12.7 [10.8–14.5]

## LAWS AND POLICIES

Laws criminalizing the transmission of, non-disclosure of or exposure to HIV transmission	Yes
Criminalization of sex work among consenting adults	Any criminalization or punitive regulation of sex work
Criminalization of same-sex sexual acts	Yes, imprisonment (up to 14 years)
Drug use or possession for personal use is an offence	...
Criminalization of transgender people	Both criminalized and prosecuted
Laws or policies restricting the entry, stay and residence of people living with HIV	No
Parental consent for adolescents to access HIV testing	Yes, for adolescents younger than 16 years
Spousal consent for married women to access sexual and reproductive health services	No
Mandatory HIV testing for marriage, work or residence permits or for certain groups	Yes

## STIGMA AND DISCRIMINATION

Percentage of women and men aged 15–49 years who report discriminatory attitudes towards people living with HIV	<b>2011</b>	<b>2015</b>
	20.3	20.9
Percentage of people living with HIV denied health services because of their HIV status in the last 12 months	<b>2014</b>	
		6.3
Percentage of people living with HIV who reported a health-care professional told others about their HIV status without their consent	<b>2014</b>	
		4.3

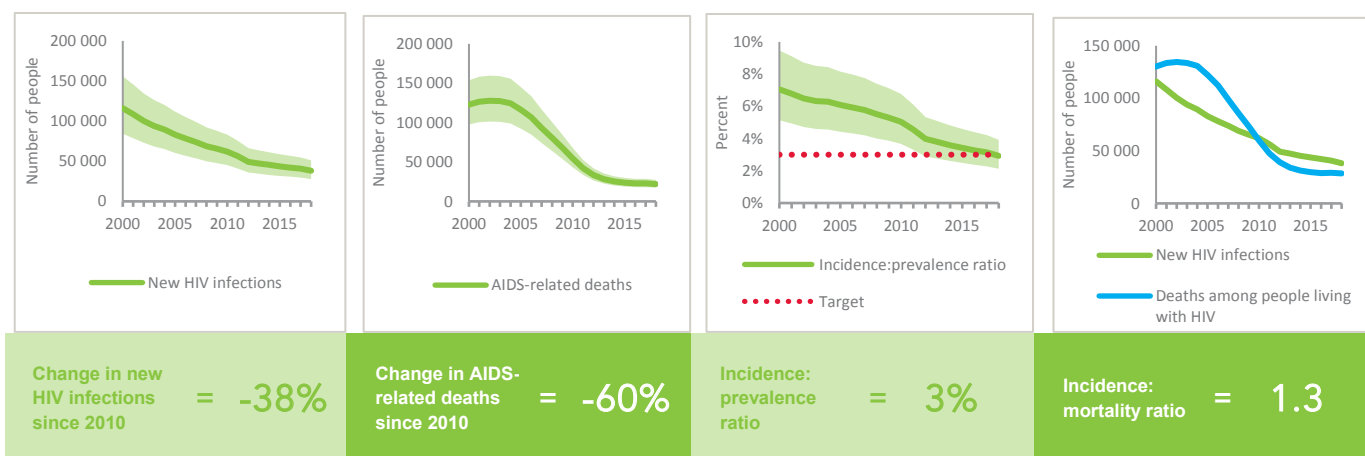
## VIOLENCE

Proportion of ever-married or partnered women aged 15–49 years who experienced physical or sexual violence from a male intimate partner in the past 12 months	<b>2011</b>	<b>2015</b>
	27.2	19.9

## EXPENDITURES

	Financing sources					Total
	Domestic private	Domestic public	International: PEPFAR	International: Global Fund	International: all others	
Last available report: 2017	\$78 163 197	\$49 632 062	\$53 659 112	\$109 347 420	\$127 169 812	\$417 971 603

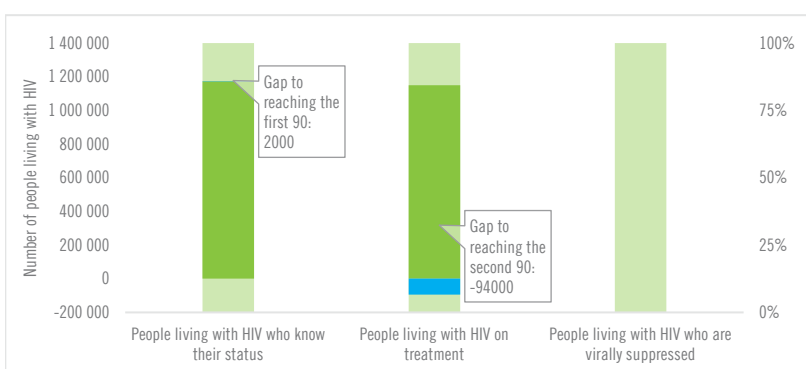
## EPIDEMIC TRANSITION METRICS



## KEY POPULATIONS

	Sex workers	Gay men and other men who have sex with men	People who inject drugs	Transgender people	Prisoners
Estimated size of population	...	...	...	...	...
HIV prevalence	41.4%	31.0%	...	...	28.0%
Know their HIV status	93.6%	50.0%	...	...	...
Antiretroviral therapy coverage	71.9%	77.0%	...	...	...
Condom use	96.1%	...	...	...	...
Coverage of HIV prevention programmes	44.0%	71.1%	...	...	...
Avoidance of health care because of stigma and discrimination	39.3%	...	...	...	...
Expenditures (0)	...	...	...	...	...

## HIV TESTING AND TREATMENT CASCADE



	90% [78- >95%]	88% [77- >95%]	83% [72- >95%]
<b>All ages</b>	90% [78- >95%]	88% [77- >95%] 1 151 000	83% [72- >95%] 407 000
<b>Children (0-14)</b>	76% [59-93%]	76% [59-93%] 63 900	...
<b>Women (15+)</b>	94% [81- >95%]	93% [81- >95%] 680 000	...
<b>Men (15+)</b>	86% [75- >95%]	83% [72- >95%]	...

## ELIMINATION OF MOTHER-TO-CHILD TRANSMISSION

	2010	2018
Percentage of pregnant women living with HIV accessing antiretroviral medicines	29% [22-34%]	94% [71- >95%]
Early infant diagnosis	8.8% [7.4-11.7%]	63.0% [52.8-83.2%]

## HIV COMORBIDITIES

Estimated number of incident tuberculosis cases among people living with HIV (2017)	23 000 [15 000 -33 000]
People living with HIV who started TB preventive therapy (2017)	10.7%
Cervical cancer screening of women living with HIV (survey data) (2015)	26%
People coinfectd with HIV and hepatitis B virus receiving combined treatment	...
People coinfectd with HIV and hepatitis C virus starting hepatitis C treatment	...

## HIV PREVENTION

Adults aged 15+ years with unsuppressed viral load	...
Knowledge of HIV prevention among young people aged 15-24 years (2015)	
— Women	46.3%
— Men	46.6%
Condom use at last sex with a non-marital, non-cohabiting partner (2015)	
— Women	66.7%
— Men	85.4%
Women aged 15-49 years who have their demand for family planning satisfied by modern methods (2015)	84.8%
Men aged 15-49 years who are circumcised (2015)	14.3%
Voluntary medical male circumcisions performed according to national standards (2018)	326 012
People who received PrEP at least once during the reporting period (2018)	4982
Harm reduction	
— Use of sterile injecting equipment at last injection	...
— Needles and syringes distributed per person who injects	...
— Coverage of opioid substitution therapy	...
— Naloxone available (2019)	No
— Safe injection rooms available (2019)	No







# WESTERN AND CENTRAL AFRICA

## EPIDEMIC ESTIMATES

	2010	2015	2018
<b>New HIV infections</b>			
New HIV infections (all ages)	4400 [2200–9100]	4000 [1900–8200]	3800 [1800–7700]
New HIV infections (0–14)	850 [<500–1800]	530 [<500–1100]	<500 [<500–960]
New HIV infections (women, 15+)	2100 [1000–4300]	2000 [980–4200]	1900 [930–4000]
New HIV infections (men, 15+)	1500 [710–3100]	1400 [680–3000]	1400 [650–2800]
HIV incidence per 1000 population	0.49 [0.24–1.03]	0.39 [0.19–0.81]	0.34 [0.17–0.71]
<b>AIDS-related deaths</b>			
AIDS-related deaths (all ages)	2000 [980–4100]	2400 [1200–4800]	2200 [1100–4400]
AIDS-related deaths (0–14)	590 [<500–1200]	<500 [<500–980]	<500 [<200–730]
AIDS-related deaths (women, 15+)	650 [<500–1400]	930 [<500–2000]	870 [<500–1800]
AIDS-related deaths (men, 15+)	760 [<500–1500]	970 [<500–1900]	940 [<500–1900]
<b>People living with HIV</b>			
People living with HIV (all ages)	61 000 [41 000–98 000]	70 000 [46 000–110 000]	73 000 [48 000–120 000]
People living with HIV (0–14)	5700 [3500–10 000]	5200 [3200–9200]	4600 [2800–8000]
People living with HIV (women, 15+)	33 000 [22 000–52 000]	39 000 [26 000–61 000]	42 000 [28 000–66 000]
People living with HIV (men, 15+)	23 000 [15 000–37 000]	26 000 [17 000–41 000]	27 000 [18 000–43 000]
HIV prevalence (15–49)	1.1 [0.7–1.8]	1.1 [0.7–1.8]	1 [0.7–1.7]

## LAWS AND POLICIES

Laws criminalizing the transmission of, non-disclosure of or exposure to HIV transmission	Yes
Criminalization of sex work among consenting adults	Any criminalization or punitive regulation of sex work
Criminalization of same-sex sexual acts	Laws penalizing same-sex sexual acts have been decriminalized or never existed
Drug use or possession for personal use is an offence	Possession of drugs for personal use or drug use and/or consumption are specified as criminal offences
Criminalization of transgender people	Neither criminalized nor prosecuted
Laws or policies restricting the entry, stay and residence of people living with HIV	No
Parental consent for adolescents to access HIV testing	Yes, for adolescents younger than 14 years
Spousal consent for married women to access sexual and reproductive health services	No
Mandatory HIV testing for marriage, work or residence permits or for certain groups	No

## STIGMA AND DISCRIMINATION

Percentage of women and men aged 15–49 years who report discriminatory attitudes towards people living with HIV	2012	2014
	55.4	67.1

Percentage of people living with HIV denied health services because of their HIV status in the last 12 months

Percentage of people living with HIV who reported a health-care professional told others about their HIV status without their consent

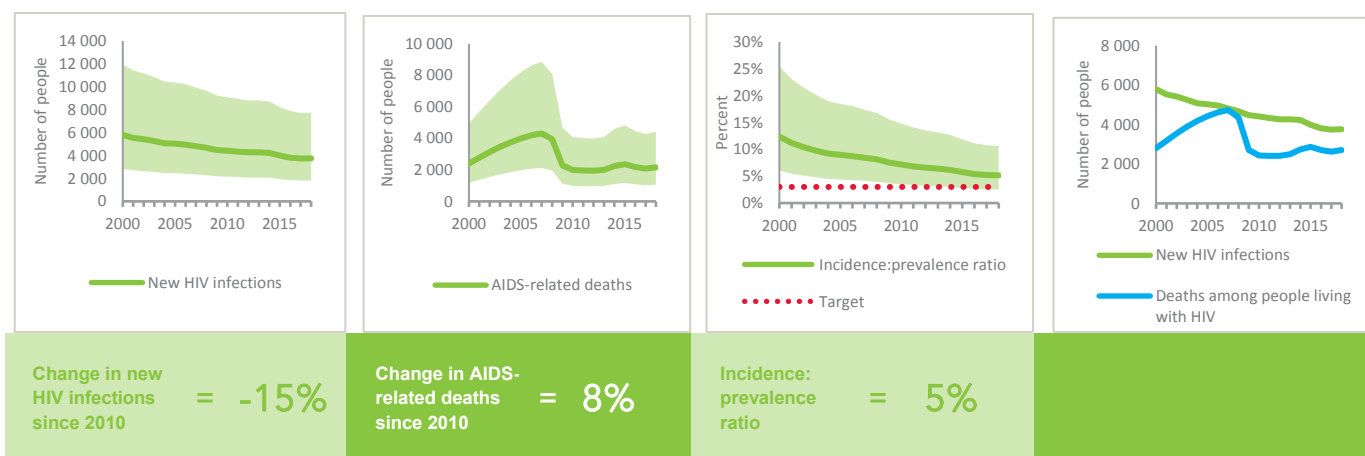
## VIOLENCE

Proportion of ever-married or partnered women aged 15–49 years who experienced physical or sexual violence from a male intimate partner in the past 12 months	2018
	13.9

## EXPENDITURES

	Financing sources					Total
	Domestic private	Domestic public	International: PEPFAR	International: Global Fund	International: all others	
Last available report: 2018	...	\$1 822 497	\$652 213	\$9 505 648	\$1 249 502	\$13 229 862

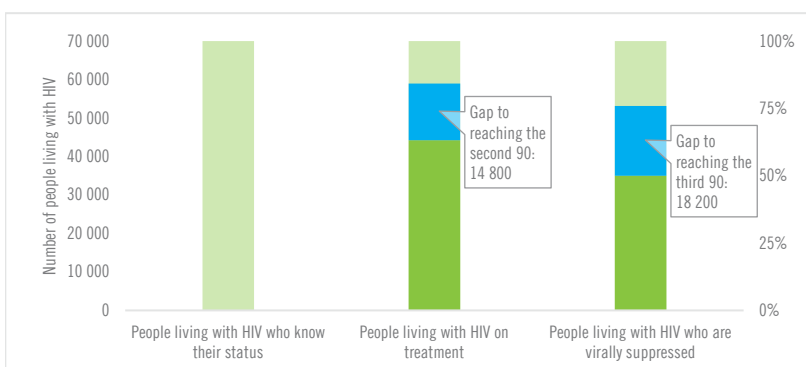
## EPIDEMIC TRANSITION METRICS



## KEY POPULATIONS

	Sex workers	Gay men and other men who have sex with men	People who inject drugs	Transgender people	Prisoners
Estimated size of population	...	...	...	...	...
HIV prevalence	8.5%	7.0%	2.2%	...	0.6%
Know their HIV status	59.2%	84.1%	71.2%	88.5%	...
Antiretroviral therapy coverage	...	...	...	...	...
Condom use	83.5%	66.0%	51.8%	86.8%	...
Coverage of HIV prevention programmes	...	...	...	...	...
Avoidance of health care because of stigma and discrimination	...	...	...	...	...
Expenditures (0)	...	...	...	...	...

## HIV TESTING AND TREATMENT CASCADE



	...	61% [40– >95%] 44 200	48% [32–77%]
All ages	...% [...–...%]		
Children (0–14)	...% [...–...%]	44% [27–77%] 2000	...% [...–...%]
Women (15+)	...% [...–...%]	77% [51– >95%] 32 100	61% [41– >95%]
Men (15+)	...% [...–...%]	38% [25–61%] 10 100	30% [20–48%]

## ELIMINATION OF MOTHER-TO-CHILD TRANSMISSION

	2010	2018
Percentage of pregnant women living with HIV accessing antiretroviral medicines	30% [18–49%]	>95% [>95– >95%]
Early infant diagnosis	...% [...–...%]	64.9% [39.1– >95%]

## HIV COMORBIDITIES

Estimated number of incident tuberculosis cases among people living with HIV (2017)	980 [630–1400]
People living with HIV who started TB preventive therapy (2017)	...
Cervical cancer screening of women living with HIV	...
People coinfecting with HIV and hepatitis B virus receiving combined treatment	...
People coinfecting with HIV and hepatitis C virus starting hepatitis C treatment	...

## HIV PREVENTION

Adults aged 15+ years with unsuppressed viral load	0.5%
Knowledge of HIV prevention among young people aged 15–24 years (2017)	
— Women	15%
— Men	18.6%
Condom use at last sex with a non-marital, non-cohabiting partner (2017)	
— Women	22.9%
— Men	36%
Women aged 15–49 years who have their demand for family planning satisfied by modern methods (2018)	28.8%
Men aged 15–49 years who are circumcised	Not applicable
Voluntary medical male circumcisions performed according to national standards	Not applicable
People who received PrEP at least once during the reporting period	...
Harm reduction	
— Use of sterile injecting equipment at last injection (2017)	94.6%
— Needles and syringes distributed per person who injects	...
— Coverage of opioid substitution therapy	...
— Naloxone available (2019)	No
— Safe injection rooms available (2019)	No

## EPIDEMIC ESTIMATES

	2010	2015	2018
<b>New HIV infections</b>			
New HIV infections (all ages)	4600 [3400–6000]	2800 [1900–4100]	2400 [1600–3700]
New HIV infections (0–14)	1700 [1000–2300]	680 [<500–1300]	700 [<500–1200]
New HIV infections (women, 15+)	1600 [1200–2100]	1200 [810–1700]	920 [580–1500]
New HIV infections (men, 15+)	1300 [940–1800]	950 [660–1400]	750 [<500–1200]
HIV incidence per 1000 population	0.3 [0.22–0.4]	0.16 [0.11–0.23]	0.12 [0.08–0.19]
<b>AIDS-related deaths</b>			
AIDS-related deaths (all ages)	4800 [3600–6300]	4000 [2900–5300]	3300 [2400–4400]
AIDS-related deaths (0–14)	1300 [810–1800]	780 [<500–1200]	<500 [<500–790]
AIDS-related deaths (women, 15+)	1700 [1300–2300]	1100 [800–1500]	1100 [750–1500]
AIDS-related deaths (men, 15+)	1800 [1300–2300]	2100 [1500–2700]	1700 [1300–2200]
<b>People living with HIV</b>			
People living with HIV (all ages)	110 000 [88 000–130 000]	100 000 [83 000–120 000]	96 000 [78 000–120 000]
People living with HIV (0–14)	16 000 [12 000–20 000]	12 000 [7900–15 000]	9100 [6300–12 000]
People living with HIV (women, 15+)	52 000 [42 000–63 000]	53 000 [43 000–63 000]	53 000 [43 000–63 000]
People living with HIV (men, 15+)	41 000 [33 000–48 000]	37 000 [30 000–44 000]	34 000 [27 000–40 000]
HIV prevalence (15–49)	1.2 [0.9–1.4]	0.9 [0.7–1.1]	0.7 [0.6–0.9]

## LAWS AND POLICIES

Laws criminalizing the transmission of, non-disclosure of or exposure to HIV transmission	Yes
Criminalization of sex work among consenting adults	Any criminalization or punitive regulation of sex work
Criminalization of same-sex sexual acts	No specific legislation
Drug use or possession for personal use is an offence	Possession of drugs for personal use or drug use and/or consumption are specified as criminal offences
Criminalization of transgender people	Neither criminalized nor prosecuted
Laws or policies restricting the entry, stay and residence of people living with HIV	No
Parental consent for adolescents to access HIV testing	Yes, for adolescents younger than 18 years
Spousal consent for married women to access sexual and reproductive health services	No
Mandatory HIV testing for marriage, work or residence permits or for certain groups	No

## STIGMA AND DISCRIMINATION

Percentage of women and men aged 15–49 years who report discriminatory attitudes towards people living with HIV

Percentage of people living with HIV denied health services because of their HIV status in the last 12 months

Percentage of people living with HIV who reported a health-care professional told others about their HIV status without their consent

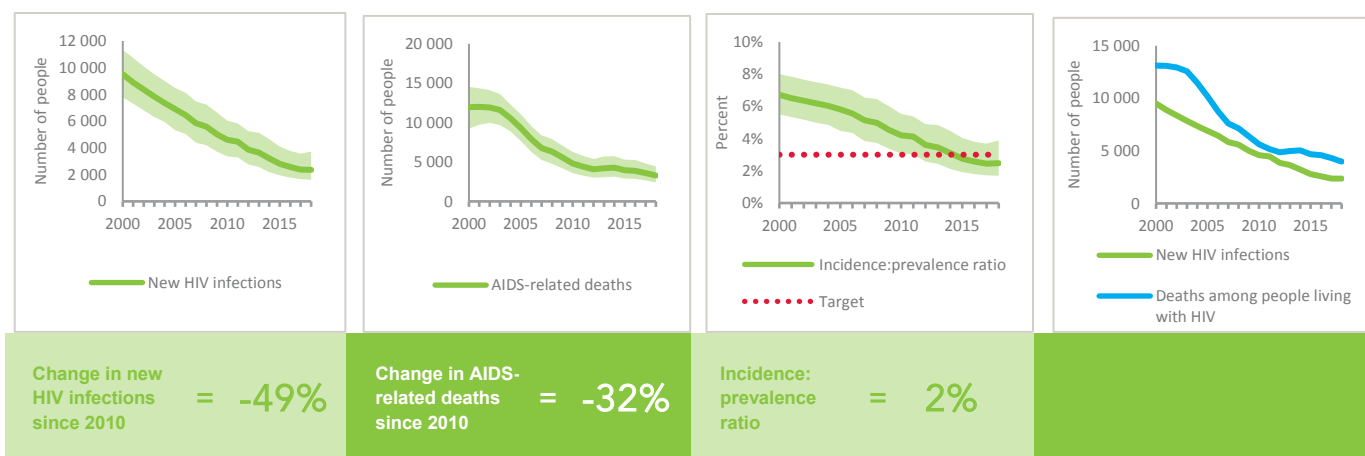
## VIOLENCE

Proportion of ever-married or partnered women aged 15–49 years who experienced physical or sexual violence from a male intimate partner in the past 12 months

## EXPENDITURES

	Financing sources					Total
	Domestic private	Domestic public	International: PEPFAR	International: Global Fund	International: all others	
Last available report: 2017	\$2 875 787	\$18 027 894	...	\$14 293 173	\$3 858 466	\$39 055 319

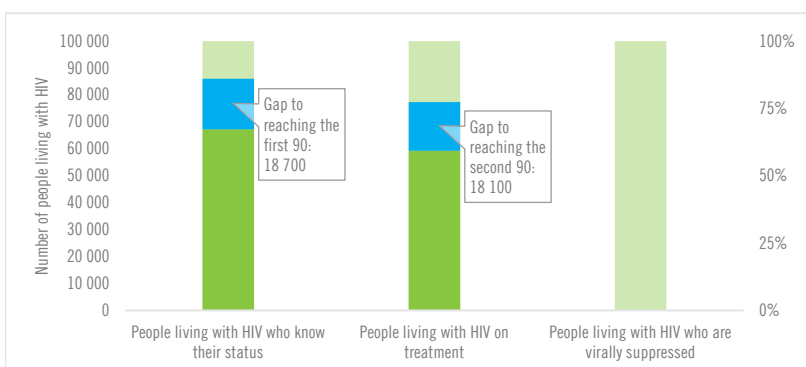
## EPIDEMIC TRANSITION METRICS



## KEY POPULATIONS

	Sex workers	Gay men and other men who have sex with men	People who inject drugs	Transgender people	Prisoners
Estimated size of population	...	...	...	...	...
HIV prevalence	5.4%	1.9%	...	...	2.2%
Know their HIV status	74.7%	67.9%	...	...	...
Antiretroviral therapy coverage	...	...	...	...	...
Condom use	92.9%	87.2%	...	...	...
Coverage of HIV prevention programmes	46.8%	76.4%	...	...	...
Avoidance of health care because of stigma and discrimination	...	...	...	...	...
Expenditures (0)	...	...	...	...	...

## HIV TESTING AND TREATMENT CASCADE



	70% [57–85%]	62% [50–75%] 59 300	...% [...–...%]
All ages			
Children (0–14)	33% [23–45%]	21% [15–29%] 1900	...% [...–...%]
Women (15+)	82% [67–>95%]	80% [65–>95%] 42 000	...% [...–...%]
Men (15+)	63% [51–74%]	46% [37–54%] 15 500	...% [...–...%]

## ELIMINATION OF MOTHER-TO-CHILD TRANSMISSION

	2010	2018
Percentage of pregnant women living with HIV accessing antiretroviral medicines	44% [32–56%]	>95% [71–>95%]
Early infant diagnosis	8.4% [6.6–11.4%]	16.7% [13.2–22.9%]

## HIV COMORBIDITIES

Estimated number of incident tuberculosis cases among people living with HIV (2017)	860 [550–1200]
People living with HIV who started TB preventive therapy (2017)	5.8%
Cervical cancer screening of women living with HIV	...
People coinfecting with HIV and hepatitis B virus receiving combined treatment	...
People coinfecting with HIV and hepatitis C virus starting hepatitis C treatment	...

## HIV PREVENTION

Adults aged 15+ years with unsuppressed viral load	...
Knowledge of HIV prevention among young people aged 15–24 years	...
— Women	...
— Men	...
Condom use at last sex with a non-marital, non-cohabiting partner	...
— Women	...
— Men	...
Women aged 15–49 years who have their demand for family planning satisfied by modern methods	...
Men aged 15–49 years who are circumcised	Not applicable
Voluntary medical male circumcisions performed according to national standards	Not applicable
People who received PrEP at least once during the reporting period	...
Harm reduction	...
— Use of sterile injecting equipment at last injection	...
— Needles and syringes distributed per person who injects	...
— Coverage of opioid substitution therapy	...
— Naloxone available (2019)	No
— Safe injection rooms available (2019)	No

## EPIDEMIC ESTIMATES

	2010	2015	2018
<b>New HIV infections</b>			
New HIV infections (all ages)	3700 [2700–4900]	2400 [1700–3400]	1700 [1000–2800]
New HIV infections (0–14)	1800 [1300–2300]	1100 [640–1500]	820 [<500–1300]
New HIV infections (women, 15+)	1200 [720–1600]	810 [<500–1300]	520 [<500–920]
New HIV infections (men, 15+)	750 [<500–1100]	520 [<500–860]	<500 [<200–650]
HIV incidence per 1000 population	0.45 [0.33–0.6]	0.24 [0.17–0.35]	0.16 [0.1–0.26]
<b>AIDS-related deaths</b>			
AIDS-related deaths (all ages)	5200 [4100–6400]	3000 [2300–3900]	1900 [1400–2500]
AIDS-related deaths (0–14)	1500 [1100–1800]	880 [560–1200]	640 [<500–930]
AIDS-related deaths (women, 15+)	2000 [1600–2600]	860 [610–1200]	590 [<500–770]
AIDS-related deaths (men, 15+)	1700 [1300–2200]	1200 [940–1600]	650 [<500–830]
<b>People living with HIV</b>			
People living with HIV (all ages)	93 000 [79 000–110 000]	85 000 [74 000–100 000]	82 000 [71 000–97 000]
People living with HIV (0–14)	19 000 [15 000–22 000]	14 000 [10 000–16 000]	11 000 [8000–14 000]
People living with HIV (women, 15+)	44 000 [37 000–51 000]	44 000 [38 000–51 000]	44 000 [39 000–52 000]
People living with HIV (men, 15+)	30 000 [25 000–35 000]	28 000 [24 000–32 000]	27 000 [23 000–32 000]
HIV prevalence (15–49)	1.6 [1.3–1.8]	1.2 [1–1.4]	1 [0.9–1.2]

## LAWS AND POLICIES

Laws criminalizing the transmission of, non-disclosure of or exposure to HIV transmission	Yes
Criminalization of sex work among consenting adults	...
Criminalization of same-sex sexual acts	Yes, imprisonment (up to 14 years)
Drug use or possession for personal use is an offence	...
Criminalization of transgender people	...
Laws or policies restricting the entry, stay and residence of people living with HIV	No
Parental consent for adolescents to access HIV testing	...
Spousal consent for married women to access sexual and reproductive health services	...
Mandatory HIV testing for marriage, work or residence permits or for certain groups	...

## STIGMA AND DISCRIMINATION

Percentage of women and men aged 15–49 years who report discriminatory attitudes towards people living with HIV	<b>2010</b>	<b>2017</b>
	25.5	22.8
Percentage of people living with HIV denied health services because of their HIV status in the last 12 months	<b>2014</b>	
		2
Percentage of people living with HIV who reported a health-care professional told others about their HIV status without their consent	<b>2014</b>	
		2.6

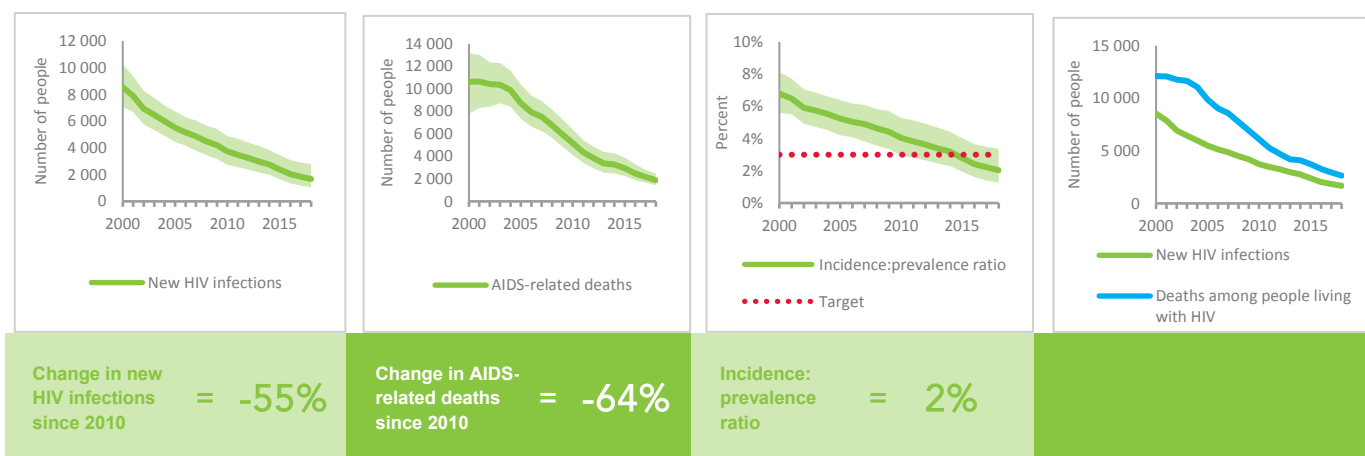
## VIOLENCE

Proportion of ever-married or partnered women aged 15–49 years who experienced physical or sexual violence from a male intimate partner in the past 12 months	<b>2017</b>
	27.9

## EXPENDITURES

	Financing sources					Total
	Domestic private	Domestic public	International: PEPFAR	International: Global Fund	International: all others	
Last available report: 2014	\$2 098 404	\$289 800	...	\$15 903 384	\$122 941	\$18 414 529

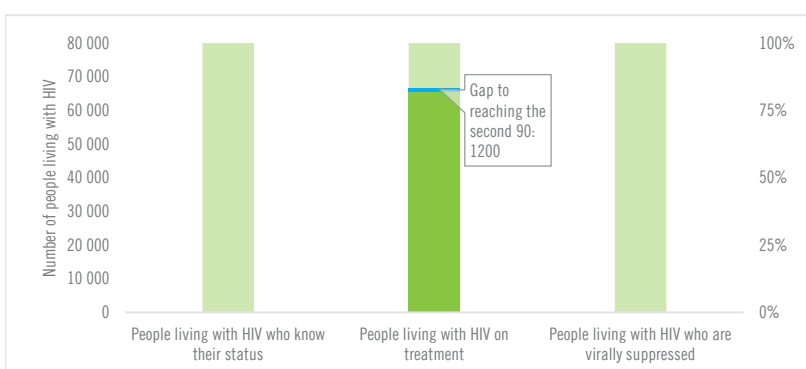
## EPIDEMIC TRANSITION METRICS



## KEY POPULATIONS

	Sex workers	Gay men and other men who have sex with men	People who inject drugs	Transgender people	Prisoners
Estimated size of population	...	...	...	...	...
HIV prevalence	21.3%	4.8%	10.2%	...	...
Know their HIV status	...	...	...	...	...
Antiretroviral therapy coverage	...	...	...	...	...
Condom use	52.5%	44.9%	...	...	...
Coverage of HIV prevention programmes	...	...	...	...	...
Avoidance of health care because of stigma and discrimination	...	...	...	...	...
Expenditures (0)	...	...	...	...	...

## HIV TESTING AND TREATMENT CASCADE



	...	80% [69–94%] 65 500	...
All ages	...% [...-...%]		...% [...-...%]
Children (0–14)	...% [...-...%]	30% [22–38%] 3400	...% [...-...%]
Women (15+)	...% [...-...%]	93% [81–>95%] 41 200	...% [...-...%]
Men (15+)	...% [...-...%]	78% [67–92%] 20 900	...% [...-...%]

## ELIMINATION OF MOTHER-TO-CHILD TRANSMISSION

	2010	2018
Percentage of pregnant women living with HIV accessing antiretroviral medicines	43% [32–53%]	80% [61–>95%]
Early infant diagnosis	8.5% [6.9–11.3%]	...% [...-...%]

## HIV COMORBIDITIES

Estimated number of incident tuberculosis cases among people living with HIV (2017)	1400 [930–2000]
People living with HIV who started TB preventive therapy (2017)	31.8%
Cervical cancer screening of women living with HIV	...
People coinfectd with HIV and hepatitis B virus receiving combined treatment	...
People coinfectd with HIV and hepatitis C virus starting hepatitis C treatment	...

## HIV PREVENTION

Adults aged 15+ years with unsuppressed viral load	...
Knowledge of HIV prevention among young people aged 15–24 years (2016)	
— Women	52.4%
— Men	54.9%
Condom use at last sex with a non-marital, non-cohabiting partner (2016)	
— Women	29.4%
— Men	53.4%
Women aged 15–49 years who have their demand for family planning satisfied by modern methods (2017)	40.3%
Men aged 15–49 years who are circumcised	Not applicable
Voluntary medical male circumcisions performed according to national standards	Not applicable
People who received PrEP at least once during the reporting period	...
Harm reduction	
— Use of sterile injecting equipment at last injection	...
— Needles and syringes distributed per person who injects	...
— Coverage of opioid substitution therapy	...
— Naloxone available (2019)	...
— Safe injection rooms available (2019)	...

## EPIDEMIC ESTIMATES

	2010	2015	2018
<b>New HIV infections</b>			
New HIV infections (all ages)	<200 [<100– <200]	<200 [<100– <200]	<200 [<100– <200]
New HIV infections (0–14)	... [...–...]	... [...–...]	... [...–...]
New HIV infections (women, 15+)	<100 [<100– <100]	<100 [<100– <100]	<100 [<100– <100]
New HIV infections (men, 15+)	<100 [<100– <100]	<100 [<100– <100]	<100 [<100– <100]
HIV incidence per 1000 population	0.26 [0.2–0.33]	0.21 [0.15–0.3]	0.19 [0.13–0.29]
<b>AIDS-related deaths</b>			
AIDS-related deaths (all ages)	<100 [<100– <100]	<100 [<100– <100]	<100 [<100– <100]
AIDS-related deaths (0–14)	... [...–...]	... [...–...]	... [...–...]
AIDS-related deaths (women, 15+)	<100 [<100– <100]	<100 [<100– <100]	<100 [<100– <100]
AIDS-related deaths (men, 15+)	<100 [<100– <100]	<100 [<100– <100]	<100 [<100– <100]
<b>People living with HIV</b>			
People living with HIV (all ages)	2100 [1700–2600]	2300 [1900–2700]	2400 [2100–2900]
People living with HIV (0–14)	... [...–...]	... [...–...]	... [...–...]
People living with HIV (women, 15+)	1100 [880–1300]	1200 [1000–1400]	1300 [1100–1500]
People living with HIV (men, 15+)	910 [770–1100]	1000 [870–1200]	1100 [920–1300]
HIV prevalence (15–49)	0.6 [0.5–0.8]	0.6 [0.5–0.7]	0.6 [0.5–0.7]

## LAWS AND POLICIES

Laws criminalizing the transmission of, non-disclosure of or exposure to HIV transmission	Yes
Criminalization of sex work among consenting adults	...
Criminalization of same-sex sexual acts	Laws penalizing same-sex sexual acts have been decriminalized or never existed
Drug use or possession for personal use is an offence	...
Criminalization of transgender people	...
Laws or policies restricting the entry, stay and residence of people living with HIV	No
Parental consent for adolescents to access HIV testing	...
Spousal consent for married women to access sexual and reproductive health services	...
Mandatory HIV testing for marriage, work or residence permits or for certain groups	...

## STIGMA AND DISCRIMINATION

Percentage of women and men aged 15–49 years who report discriminatory attitudes towards people living with HIV

Percentage of people living with HIV denied health services because of their HIV status in the last 12 months

Percentage of people living with HIV who reported a health-care professional told others about their HIV status without their consent

## VIOLENCE

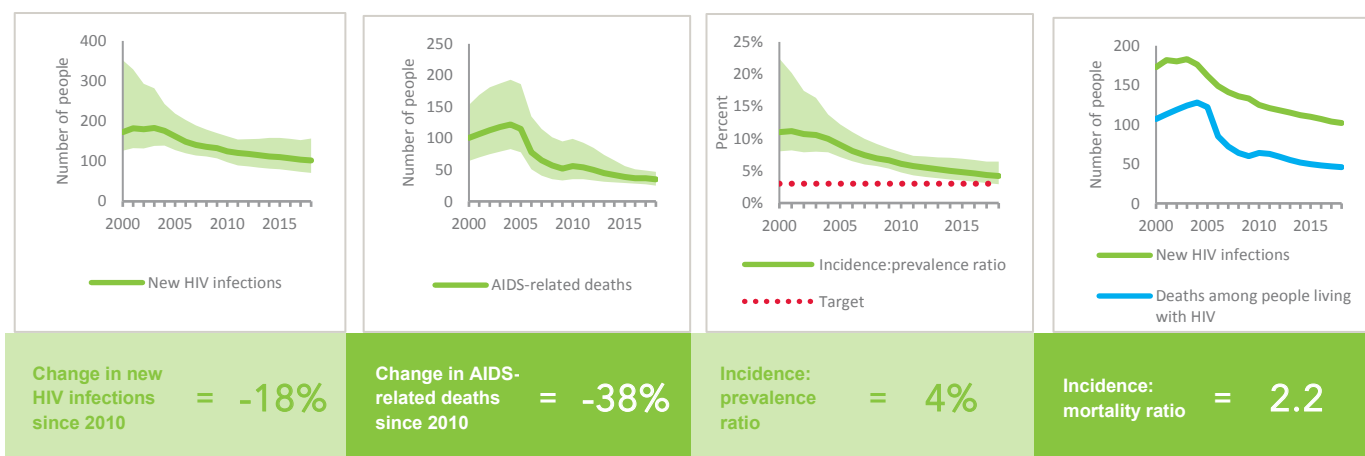
Proportion of ever-married or partnered women aged 15–49 years who experienced physical or sexual violence from a male intimate partner in the past 12 months

## EXPENDITURES

	Financing sources					Total
	Domestic private	Domestic public	International: PEPFAR	International: Global Fund	International: all others	
Last available report: 2014	\$93 000	\$2 343 480	\$28 723	\$1 076 920	\$269 531	\$3 811 654



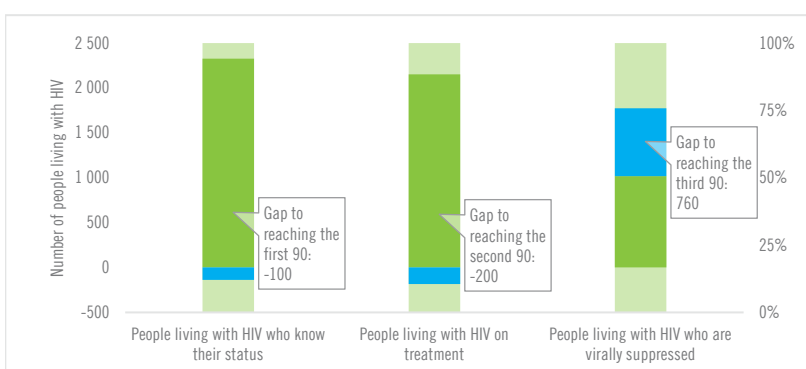
## EPIDEMIC TRANSITION METRICS



## KEY POPULATIONS

	Sex workers	Gay men and other men who have sex with men	People who inject drugs	Transgender people	Prisoners
Estimated size of population	...	...	...	...	...
HIV prevalence	...	...	...	...	...
Know their HIV status	45.1%	...	...	...	...
Antiretroviral therapy coverage	...	...	...	...	...
Condom use	73.8%	57.5%	...	...	...
Coverage of HIV prevention programmes	...	...	...	...	...
Avoidance of health care because of stigma and discrimination	...	...	...	...	...
Expenditures (0)	...	...	...	...	...

## HIV TESTING AND TREATMENT CASCADE



	>95% [81- >95%]	89% [75- >95%] 2200	42% [35-50%]
All ages			
Children (0-14)	...% [...-...%]	...% [...-...%] ...	...% [...-...%]
Women (15+)	...% [...-...%]	94% [79- >95%] 1200	54% [46-64%]
Men (15+)	...% [...-...%]	81% [68- >95%] 890	29% [24-35%]

## ELIMINATION OF MOTHER-TO-CHILD TRANSMISSION

	2010	2018
Percentage of pregnant women living with HIV accessing antiretroviral medicines	...% [...-...%]	...% [...-...%]
Early infant diagnosis	...% [...-...%]	...% [...-...%]

## HIV COMORBIDITIES

Estimated number of incident tuberculosis cases among people living with HIV (2017)	82 [51-120]
People living with HIV who started TB preventive therapy (2017)	...
Cervical cancer screening of women living with HIV	...
People coinfecting with HIV and hepatitis B virus receiving combined treatment	...
People coinfecting with HIV and hepatitis C virus starting hepatitis C treatment	...

## HIV PREVENTION

Adults aged 15+ years with unsuppressed viral load	0.4%
Knowledge of HIV prevention among young people aged 15-24 years	
— Women	...
— Men	...
Condom use at last sex with a non-marital, non-cohabiting partner	
— Women	...
— Men	...
Women aged 15-49 years who have their demand for family planning satisfied by modern methods	...
Men aged 15-49 years who are circumcised	Not applicable
Voluntary medical male circumcisions performed according to national standards	Not applicable
People who received PrEP at least once during the reporting period	...
Harm reduction	
— Use of sterile injecting equipment at last injection	...
— Needles and syringes distributed per person who injects	...
— Coverage of opioid substitution therapy	...
— Naloxone available (2019)	...
— Safe injection rooms available (2019)	...

## EPIDEMIC ESTIMATES

	2010	2015	2018
<b>New HIV infections</b>			
New HIV infections (all ages)	36 000 [32 000–39 000]	28 000 [24 000–32 000]	23 000 [19 000–28 000]
New HIV infections (0–14)	8100 [5900–10 000]	4800 [3900–6600]	4500 [2800–5900]
New HIV infections (women, 15+)	18 000 [16 000–20 000]	15 000 [13 000–17 000]	12 000 [10 000–15 000]
New HIV infections (men, 15+)	9700 [8600–12 000]	8100 [7000–10 000]	6700 [5400–8300]
HIV incidence per 1000 population	1.93 [1.76–2.14]	1.31 [1.14–1.5]	1.02 [0.84–1.23]
<b>AIDS-related deaths</b>			
AIDS-related deaths (all ages)	22 000 [19 000–25 000]	26 000 [23 000–29 000]	18 000 [15 000–21 000]
AIDS-related deaths (0–14)	6600 [5100–7600]	4300 [3200–5400]	3600 [2400–4600]
AIDS-related deaths (women, 15+)	11 000 [9100–12 000]	12 000 [10 000–13 000]	8000 [6500–9800]
AIDS-related deaths (men, 15+)	4700 [3800–5800]	9500 [8400–11 000]	6300 [5400–7300]
<b>People living with HIV</b>			
People living with HIV (all ages)	520 000 [460 000–560 000]	540 000 [470 000–580 000]	540 000 [470 000–590 000]
People living with HIV (0–14)	55 000 [45 000–61 000]	49 000 [39 000–57 000]	43 000 [33 000–51 000]
People living with HIV (women, 15+)	300 000 [270 000–330 000]	320 000 [280 000–350 000]	330 000 [290 000–360 000]
People living with HIV (men, 15+)	170 000 [140 000–180 000]	170 000 [150 000–190 000]	170 000 [150 000–190 000]
HIV prevalence (15–49)	4.5 [3.9–4.9]	3.9 [3.4–4.4]	3.6 [3.1–4]

## LAWS AND POLICIES

Laws criminalizing the transmission of, non-disclosure of or exposure to HIV transmission	No
Criminalization of sex work among consenting adults	Any criminalization or punitive regulation of sex work
Criminalization of same-sex sexual acts	Yes, imprisonment (up to 14 years)
Drug use or possession for personal use is an offence	Possession of drugs for personal use or drug use and/or consumption are specified as criminal offences
Criminalization of transgender people	Neither criminalized nor prosecuted
Laws or policies restricting the entry, stay and residence of people living with HIV	No
Parental consent for adolescents to access HIV testing	No
Spousal consent for married women to access sexual and reproductive health services	No
Mandatory HIV testing for marriage, work or residence permits or for certain groups	No

## STIGMA AND DISCRIMINATION

	2006	2014
Percentage of women and men aged 15–49 years who report discriminatory attitudes towards people living with HIV (2006 refers to women only)	43.9	34.9

Percentage of people living with HIV denied health services because of their HIV status in the last 12 months

Percentage of people living with HIV who reported a health-care professional told others about their HIV status without their consent

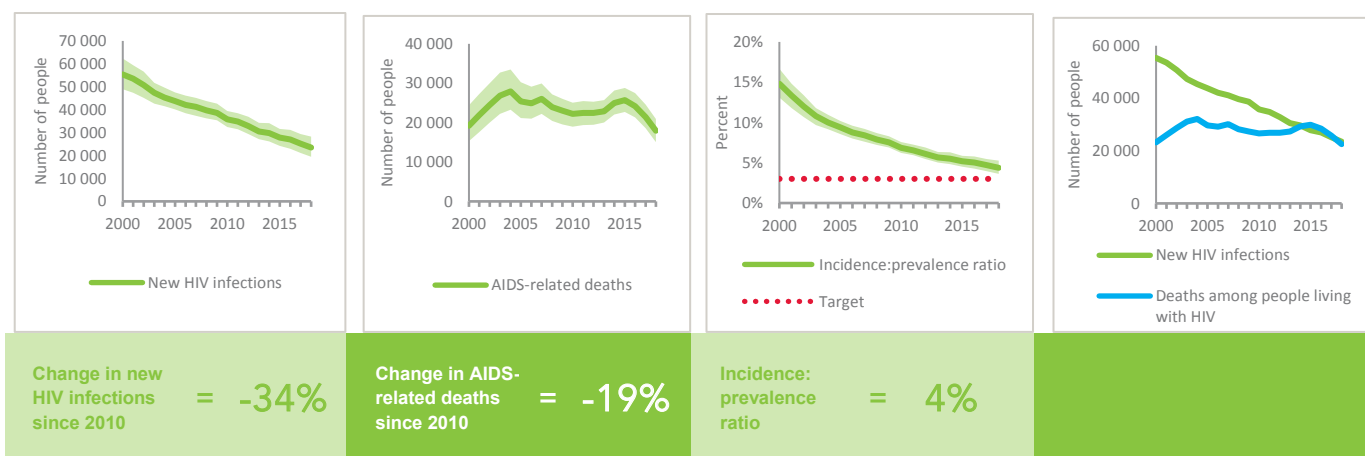
## VIOLENCE

Proportion of ever-married or partnered women aged 15–49 years who experienced physical or sexual violence from a male intimate partner in the past 12 months

## EXPENDITURES

	Financing sources					Total
	Domestic private	Domestic public	International: PEPFAR	International: Global Fund	International: all others	
Last available report: 2013	\$13 745 789	\$14 805 716	\$12 252 577	\$14 302 281	\$17 442 940	\$72 549 303

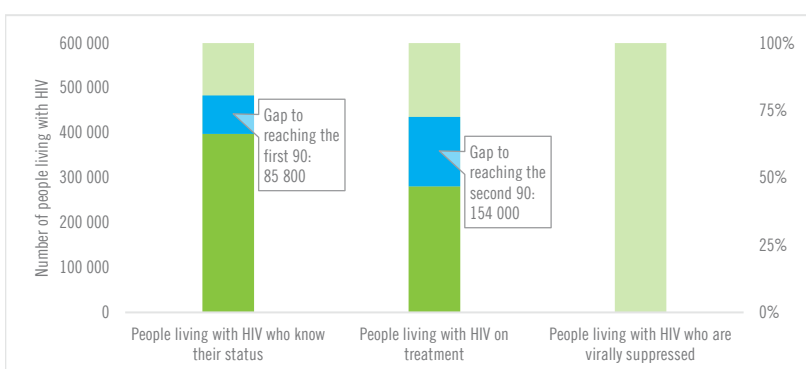
## EPIDEMIC TRANSITION METRICS



## KEY POPULATIONS

	Sex workers	Gay men and other men who have sex with men	People who inject drugs	Transgender people	Prisoners
Estimated size of population	...	...	...	...	...
HIV prevalence	24.3%	20.6%	...	...	4.0%
Know their HIV status	97.0%	67.3%	...	...	...
Antiretroviral therapy coverage	99.1%	97.2%	...	...	...
Condom use	96.0%	77.9%	...	...	...
Coverage of HIV prevention programmes	...	...	...	...	...
Avoidance of health care because of stigma and discrimination	4.7%	13.5%	...	...	...
Expenditures (0)	...	...	...	...	...

## HIV TESTING AND TREATMENT CASCADE



	2010	2018
All ages	74% [65–81%]	52% [46–57%] 281 000
Children (0–14)	28% [22–33%]	24% [18–28%] 10 300
Women (15+)	80% [70–87%]	59% [52–64%] 193 000
Men (15+)	75% [66–83%]	47% [41–52%] 78 100

## ELIMINATION OF MOTHER-TO-CHILD TRANSMISSION

	2010	2018
Percentage of pregnant women living with HIV accessing antiretroviral medicines	42% [32–49%]	80% [61–94%]
Early infant diagnosis	19.2% [16.2–24.9%]	61.3% [52.0–80.9%]

## HIV COMORBIDITIES

Estimated number of incident tuberculosis cases among people living with HIV (2017)	14 000 [9200 –21 000]
People living with HIV who started TB preventive therapy (2017)	...
Cervical cancer screening of women living with HIV	...
People coinfecting with HIV and hepatitis B virus receiving combined treatment	...
People coinfecting with HIV and hepatitis C virus starting hepatitis C treatment	...

## HIV PREVENTION

Adults aged 15+ years with unsuppressed viral load	...
Knowledge of HIV prevention among young people aged 15–24 years (2014)	
— Women	32%
— Men	41.2%
Condom use at last sex with a non-marital, non-cohabiting partner	
— Women	...
— Men	...
Women aged 15–49 years who have their demand for family planning satisfied by modern methods (2014)	21%
Men aged 15–49 years who are circumcised	Not applicable
Voluntary medical male circumcisions performed according to national standards	Not applicable
People who received PrEP at least once during the reporting period	...
Harm reduction	
— Use of sterile injecting equipment at last injection	...
— Needles and syringes distributed per person who injects	...
— Coverage of opioid substitution therapy	...
— Naloxone available (2019)	...
— Safe injection rooms available (2019)	No

## EPIDEMIC ESTIMATES

	2010	2015	2018
<b>New HIV infections</b>			
New HIV infections (all ages)	9100 [7500–12 000]	6700 [4900–9400]	5500 [3500–8100]
New HIV infections (0–14)	2200 [1700–2700]	1400 [970–2000]	1000 [600–1500]
New HIV infections (women, 15+)	4000 [3200–5200]	3100 [2200–4200]	2600 [1600–3800]
New HIV infections (men, 15+)	2900 [2300–3900]	2200 [1600–3400]	1900 [1200–3000]
HIV incidence per 1000 population	2.14 [1.77–2.73]	1.52 [1.1–2.14]	1.2 [0.77–1.77]
<b>AIDS-related deaths</b>			
AIDS-related deaths (all ages)	7800 [6400–9400]	6300 [5100–7700]	4800 [3700–6400]
AIDS-related deaths (0–14)	1600 [1300–2000]	1200 [890–1600]	890 [570–1200]
AIDS-related deaths (women, 15+)	3500 [2700–4100]	3000 [2300–3600]	1600 [1100–2200]
AIDS-related deaths (men, 15+)	2700 [2100–3300]	2200 [1700–2800]	2300 [1900–3100]
<b>People living with HIV</b>			
People living with HIV (all ages)	140 000 [110 000–160 000]	120 000 [97 000–140 000]	110 000 [90 000–140 000]
People living with HIV (0–14)	16 000 [13 000–19 000]	13 000 [10 000–16 000]	11 000 [8200–14 000]
People living with HIV (women, 15+)	70 000 [58 000–82 000]	60 000 [50 000–72 000]	59 000 [49 000–73 000]
People living with HIV (men, 15+)	50 000 [42 000–59 000]	43 000 [36 000–53 000]	40 000 [33 000–51 000]
HIV prevalence (15–49)	5 [4.2–5.9]	4 [3.3–4.9]	3.6 [2.9–4.5]

## LAWS AND POLICIES

Laws criminalizing the transmission of, non-disclosure of or exposure to HIV transmission	Yes
Criminalization of sex work among consenting adults	Sex work is not subject to punitive regulations or is not criminalized
Criminalization of same-sex sexual acts	No specific legislation
Drug use or possession for personal use is an offence	Possession of drugs for personal use or drug use and/or consumption are specified as criminal offences
Criminalization of transgender people	Neither criminalized nor prosecuted
Laws or policies restricting the entry, stay and residence of people living with HIV	No
Parental consent for adolescents to access HIV testing	Yes, for adolescents younger than 14 years
Spousal consent for married women to access sexual and reproductive health services	No
Mandatory HIV testing for marriage, work or residence permits or for certain groups	Yes

## STIGMA AND DISCRIMINATION

Percentage of women and men aged 15–49 years who report discriminatory attitudes towards people living with HIV

Percentage of people living with HIV denied health services because of their HIV status in the last 12 months

Percentage of people living with HIV who reported a health-care professional told others about their HIV status without their consent

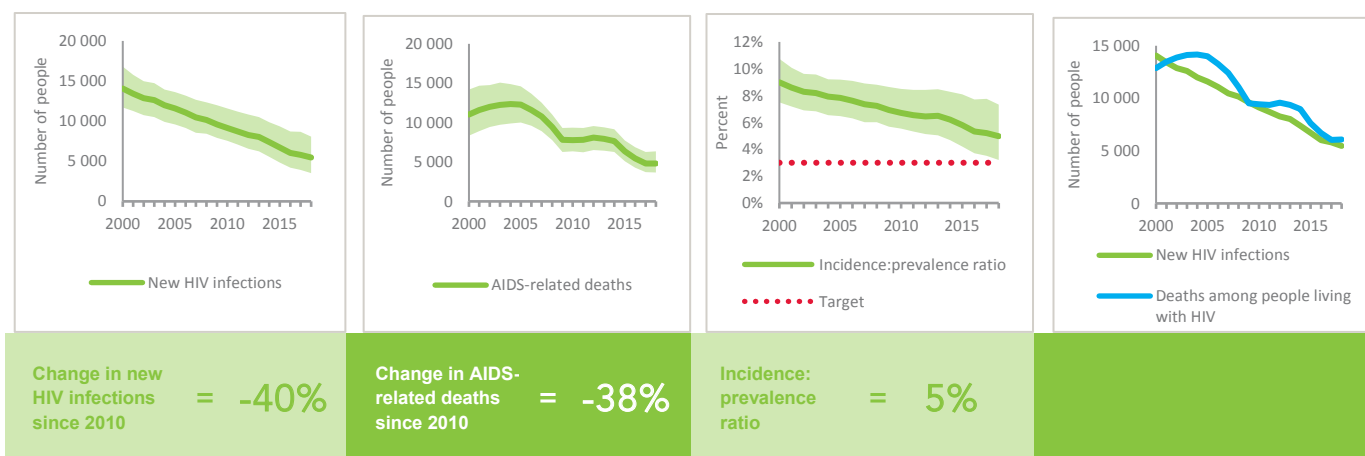
## VIOLENCE

Proportion of ever-married or partnered women aged 15–49 years who experienced physical or sexual violence from a male intimate partner in the past 12 months

## EXPENDITURES

	Financing sources					Total
	Domestic private	Domestic public	International: PEPFAR	International: Global Fund	International: all others	
Last available report: 2011	...	\$1 892 102	...	\$6 189 238	\$764 633	\$15 784 564

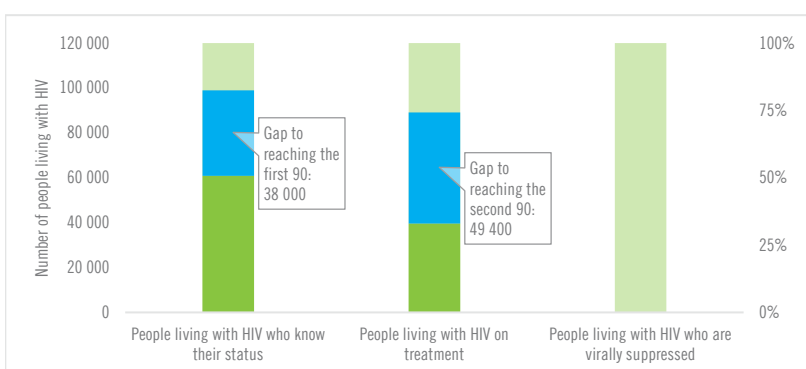
## EPIDEMIC TRANSITION METRICS



## KEY POPULATIONS

	Sex workers	Gay men and other men who have sex with men	People who inject drugs	Transgender people	Prisoners
Estimated size of population	...	...	...	...	...
HIV prevalence	9.2%	6.1%	...	...	3.6%
Know their HIV status	...	...	...	...	...
Antiretroviral therapy coverage	...	25.4%	...	...	...
Condom use	76.4%	...	...	...	...
Coverage of HIV prevention programmes	...	...	...	...	...
Avoidance of health care because of stigma and discrimination	...	...	...	...	...
Expenditures (2017)	\$0	\$0	\$0	...	...

## HIV TESTING AND TREATMENT CASCADE



	2010	2018
All ages	55% [46–69%]	36% [30–45%] 39 600
Children (0–14)	28% [21–36%]	23% [18–29%] 2500
Women (15+)	62% [51–77%]	44% [36–54%] 25 800
Men (15+)	53% [44–67%]	28% [23–36%] 11 300

## ELIMINATION OF MOTHER-TO-CHILD TRANSMISSION

	2010	2018
Percentage of pregnant women living with HIV accessing antiretroviral medicines	31% [24–38%]	71% [52–91%]
Early infant diagnosis	<1% [<1– <1%]	24.3% [18.8–33.1%]

## HIV COMORBIDITIES

Estimated number of incident tuberculosis cases among people living with HIV (2017)	6200 [3300–9900]
People living with HIV who started TB preventive therapy (2017)	0%
Cervical cancer screening of women living with HIV	...
People coinfecting with HIV and hepatitis B virus receiving combined treatment	...
People coinfecting with HIV and hepatitis C virus starting hepatitis C treatment	...

## HIV PREVENTION

Adults aged 15+ years with unsuppressed viral load	...
Knowledge of HIV prevention among young people aged 15–24 years	...
— Women	...
— Men	...
Condom use at last sex with a non-marital, non-cohabiting partner	...
— Women	...
— Men	...
Women aged 15–49 years who have their demand for family planning satisfied by modern methods	...
Men aged 15–49 years who are circumcised	...
Voluntary medical male circumcisions performed according to national standards	...
People who received PrEP at least once during the reporting period	...
Harm reduction	...
— Use of sterile injecting equipment at last injection	...
— Needles and syringes distributed per person who injects	...
— Coverage of opioid substitution therapy	...
— Naloxone available (2019)	No
— Safe injection rooms available (2019)	No

## EPIDEMIC ESTIMATES

	2010	2015	2018
<b>New HIV infections</b>			
New HIV infections (all ages)	7400 [5600–9400]	6600 [4400–9300]	6500 [4000–9600]
New HIV infections (0–14)	2900 [2100–3900]	2300 [1400–3300]	2200 [1200–3200]
New HIV infections (women, 15+)	2500 [1800–3200]	2400 [1500–3400]	2400 [1400–3800]
New HIV infections (men, 15+)	2000 [1400–2600]	1900 [1200–2700]	1900 [1100–3000]
HIV incidence per 1000 population	0.65 [0.5–0.83]	0.49 [0.32–0.69]	0.44 [0.27–0.65]
<b>AIDS-related deaths</b>			
AIDS-related deaths (all ages)	3500 [2600–4800]	3200 [2200–4500]	3100 [2000–4500]
AIDS-related deaths (0–14)	2100 [1500–2700]	1600 [1000–2300]	1500 [870–2100]
AIDS-related deaths (women, 15+)	720 [<500–1000]	690 [<500–1000]	630 [<500–1000]
AIDS-related deaths (men, 15+)	680 [<500–990]	930 [630–1300]	980 [590–1500]
<b>People living with HIV</b>			
People living with HIV (all ages)	99 000 [80 000–120 000]	110 000 [91 000–140 000]	120 000 [94 000–150 000]
People living with HIV (0–14)	18 000 [14 000–24 000]	17 000 [12 000–22 000]	16 000 [11 000–21 000]
People living with HIV (women, 15+)	46 000 [37 000–56 000]	55 000 [44 000–66 000]	60 000 [47 000–73 000]
People living with HIV (men, 15+)	35 000 [28 000–44 000]	42 000 [33 000–50 000]	45 000 [35 000–56 000]
HIV prevalence (15–49)	1.5 [1.2–1.8]	1.4 [1.1–1.7]	1.3 [1–1.7]

## LAWS AND POLICIES

Laws criminalizing the transmission of, non-disclosure of or exposure to HIV transmission	Yes
Criminalization of sex work among consenting adults	...
Criminalization of same-sex sexual acts	Yes, imprisonment (up to 14 years)
Drug use or possession for personal use is an offence	...
Criminalization of transgender people	...
Laws or policies restricting the entry, stay and residence of people living with HIV	No
Parental consent for adolescents to access HIV testing	...
Spousal consent for married women to access sexual and reproductive health services	...
Mandatory HIV testing for marriage, work or residence permits or for certain groups	...

## STIGMA AND DISCRIMINATION

Percentage of women and men aged 15–49 years who report discriminatory attitudes towards people living with HIV	2004	2015
	62.8	44.4

Percentage of people living with HIV denied health services because of their HIV status in the last 12 months

Percentage of people living with HIV who reported a health-care professional told others about their HIV status without their consent

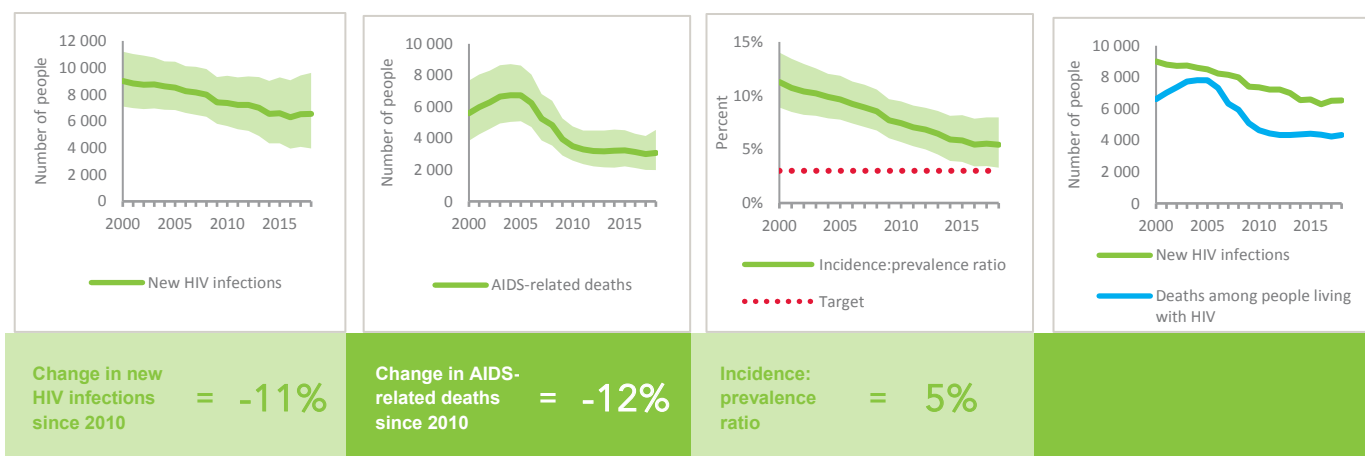
## VIOLENCE

Proportion of ever-married or partnered women aged 15–49 years who experienced physical or sexual violence from a male intimate partner in the past 12 months	2014
	17.4

## EXPENDITURES

	Financing sources					Total
	Domestic private	Domestic public	International: PEPFAR	International: Global Fund	International: all others	
Last available report: 2013	\$123 770	\$4 622 591	...	\$7 037 322	\$2 509 164	\$17 632 654

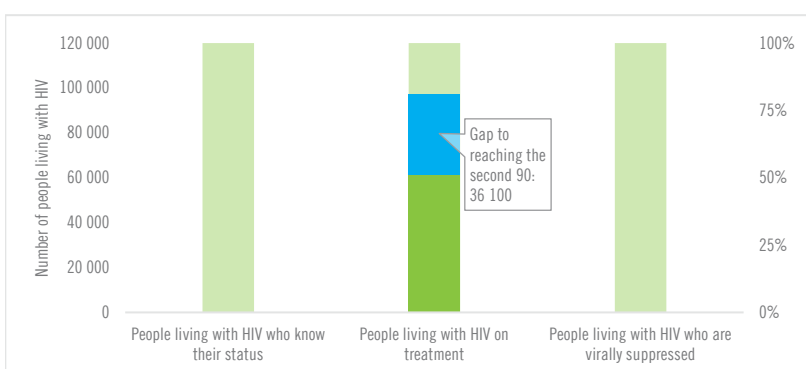
## EPIDEMIC TRANSITION METRICS



## KEY POPULATIONS

	Sex workers	Gay men and other men who have sex with men	People who inject drugs	Transgender people	Prisoners
Estimated size of population	...	...	...	...	...
HIV prevalence	...	...	...	...	...
Know their HIV status	...	...	...	...	...
Antiretroviral therapy coverage	...	...	...	...	...
Condom use	...	...	...	...	...
Coverage of HIV prevention programmes	...	...	...	...	...
Avoidance of health care because of stigma and discrimination	...	...	...	...	...
Expenditures (0)	...	...	...	...	...

## HIV TESTING AND TREATMENT CASCADE



	...% [...-...%]	51% [40-63%] 61 400	...% [...-...%]
All ages	...	51% [40-63%] 61 400	...
Children (0-14)	...	16% [11-22%] 2600	...
Women (15+)	...	67% [53-82%] 39 800	...
Men (15+)	...	42% [33-53%] 19 000	...

## ELIMINATION OF MOTHER-TO-CHILD TRANSMISSION

	2010	2018
Percentage of pregnant women living with HIV accessing antiretroviral medicines	16% [11-20%]	56% [40-72%]
Early infant diagnosis	2.3% [1.8-3.1%]	...% [...-...%]

## HIV COMORBIDITIES

Estimated number of incident tuberculosis cases among people living with HIV (2017)	4600 [2900-6600]
People living with HIV who started TB preventive therapy (2017)	...
Cervical cancer screening of women living with HIV	...
People coinfecting with HIV and hepatitis B virus receiving combined treatment	...
People coinfecting with HIV and hepatitis C virus starting hepatitis C treatment	...

## HIV PREVENTION

Adults aged 15+ years with unsuppressed viral load	...
Knowledge of HIV prevention among young people aged 15-24 years (2014)	
— Women	11.2%
— Men	15.4%
Condom use at last sex with a non-marital, non-cohabiting partner (2015)	
— Women	31.6%
— Men	39.7%
Women aged 15-49 years who have their demand for family planning satisfied by modern methods (2015)	20.2%
Men aged 15-49 years who are circumcised (2015)	Not applicable
Voluntary medical male circumcisions performed according to national standards	Not applicable
People who received PrEP at least once during the reporting period	...
Harm reduction	
— Use of sterile injecting equipment at last injection	...
— Needles and syringes distributed per person who injects	...
— Coverage of opioid substitution therapy	...
— Naloxone available (2019)	...
— Safe injection rooms available (2019)	...

## EPIDEMIC ESTIMATES

	2010	2015	2018
<b>New HIV infections</b>			
New HIV infections (all ages)	5800 [4200–7600]	5600 [3500–8700]	5300 [3000–9700]
New HIV infections (0–14)	1400 [1100–1800]	1300 [830–1800]	1200 [830–1700]
New HIV infections (women, 15+)	2900 [2000–3800]	2900 [1700–4700]	2700 [1500–5400]
New HIV infections (men, 15+)	1500 [1000–2000]	1500 [830–2400]	1400 [720–2600]
HIV incidence per 1000 population	1.4 [1.01–1.83]	1.18 [0.73–1.83]	1.03 [0.59–1.89]
<b>AIDS-related deaths</b>			
AIDS-related deaths (all ages)	3900 [3100–4800]	4500 [3400–5700]	4000 [2800–5400]
AIDS-related deaths (0–14)	1000 [800–1300]	910 [620–1200]	900 [610–1300]
AIDS-related deaths (women, 15+)	2000 [1600–2500]	2100 [1600–2800]	1900 [1300–2700]
AIDS-related deaths (men, 15+)	880 [650–1100]	1400 [1100–1900]	1200 [850–1600]
<b>People living with HIV</b>			
People living with HIV (all ages)	82 000 [69 000–95 000]	87 000 [70 000–110 000]	89 000 [69 000–120 000]
People living with HIV (0–14)	8200 [6700–9800]	7900 [6200–9800]	7700 [5800–10 000]
People living with HIV (women, 15+)	49 000 [41 000–57 000]	53 000 [43 000–65 000]	55 000 [42 000–72 000]
People living with HIV (men, 15+)	25 000 [21 000–29 000]	26 000 [22 000–32 000]	27 000 [21 000–36 000]
HIV prevalence (15–49)	3.1 [2.6–3.7]	2.8 [2.3–3.5]	2.6 [2–3.5]

## LAWS AND POLICIES

Laws criminalizing the transmission of, non-disclosure of or exposure to HIV transmission	Yes
Criminalization of sex work among consenting adults	Any criminalization or punitive regulation of sex work
Criminalization of same-sex sexual acts	Laws penalizing same-sex sexual acts have been decriminalized or never existed
Drug use or possession for personal use is an offence	Possession of drugs for personal use or drug use and/or consumption are specified as criminal offences
Criminalization of transgender people	Neither criminalized nor prosecuted
Laws or policies restricting the entry, stay and residence of people living with HIV	No
Parental consent for adolescents to access HIV testing	Yes, for adolescents younger than 14 years
Spousal consent for married women to access sexual and reproductive health services	No
Mandatory HIV testing for marriage, work or residence permits or for certain groups	No

## STIGMA AND DISCRIMINATION

Percentage of women and men aged 15–49 years who report discriminatory attitudes towards people living with HIV	<b>2012</b>	<b>2014</b>
	35.4	47.2
Percentage of people living with HIV denied health services because of their HIV status in the last 12 months	<b>2015</b>	
	6.0518732	
Percentage of people living with HIV who reported a health-care professional told others about their HIV status without their consent	<b>2015</b>	
	17.867435	

## VIOLENCE

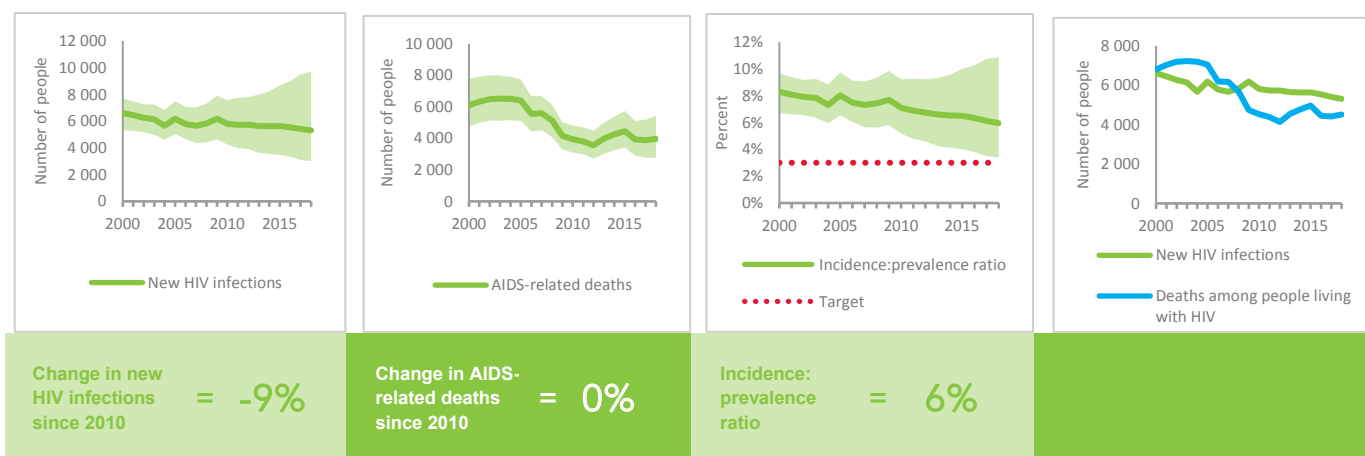
Proportion of ever-married or partnered women aged 15–49 years who experienced physical or sexual violence from a male intimate partner in the past 12 months	<b>2014</b>
	36.7

## EXPENDITURES

	Financing sources					Total
	Domestic private	Domestic public	International: PEPFAR	International: Global Fund	International: all others	
Last available report: 2010	...	\$8 104 228	...	\$6 354 280	\$1 676 938	\$16 472 586



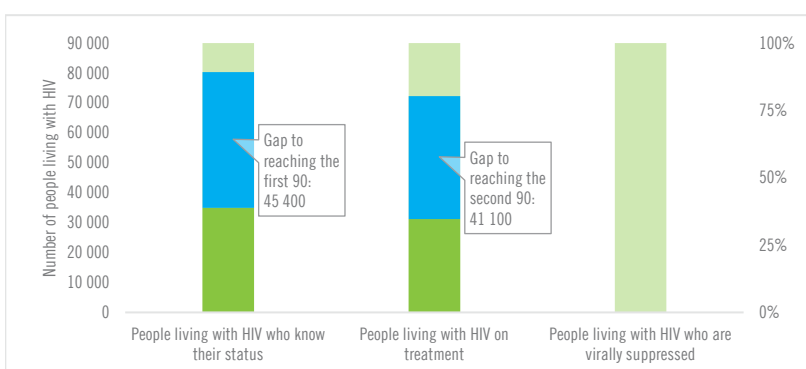
## EPIDEMIC TRANSITION METRICS



## KEY POPULATIONS

	Sex workers	Gay men and other men who have sex with men	People who inject drugs	Transgender people	Prisoners
Estimated size of population	...	...	...	...	...
HIV prevalence	8.1%	41.2%	...	...	3.9%
Know their HIV status	...	...	...	...	...
Antiretroviral therapy coverage	...	...	...	...	...
Condom use	86.3%	64.1%	...	...	...
Coverage of HIV prevention programmes	...	...	...	...	...
Avoidance of health care because of stigma and discrimination	17.2%	10.4%	...	...	...
Expenditures (0)	...	...	...	...	...

## HIV TESTING AND TREATMENT CASCADE



	2010	2018
All ages	39% [30–51%]	35% [27–46%] 31 200
Children (0–14)	25% [19–33%]	25% [19–33%] 2000
Women (15+)	43% [32–56%]	36% [27–47%] 19 800
Men (15+)	36% [28–48%]	36% [28–48%] 9500

## ELIMINATION OF MOTHER-TO-CHILD TRANSMISSION

	2010	2018
Percentage of pregnant women living with HIV accessing antiretroviral medicines	14% [10–17%]	25% [17–36%]
Early infant diagnosis	8.2% [6.5–10.7%]	1.9% [1.3–2.7%]

## HIV COMORBIDITIES

Estimated number of incident tuberculosis cases among people living with HIV (2017)	5200 [2700–8500]
People living with HIV who started TB preventive therapy (2017)	...
Cervical cancer screening of women living with HIV	...
People coinfectd with HIV and hepatitis B virus receiving combined treatment	...
People coinfectd with HIV and hepatitis C virus starting hepatitis C treatment	...

## HIV PREVENTION

Adults aged 15+ years with unsuppressed viral load	...
Knowledge of HIV prevention among young people aged 15–24 years (2015)	
— Women	26.7%
— Men	45.3%
Condom use at last sex with a non-marital, non-cohabiting partner	
— Women	...
— Men	...
Women aged 15–49 years who have their demand for family planning satisfied by modern methods	...
Men aged 15–49 years who are circumcised	Not applicable
Voluntary medical male circumcisions performed according to national standards	Not applicable
People who received PrEP at least once during the reporting period	...
Harm reduction	
— Use of sterile injecting equipment at last injection	...
— Needles and syringes distributed per person who injects	...
— Coverage of opioid substitution therapy	...
— Naloxone available (2019)	No
— Safe injection rooms available (2019)	No

## EPIDEMIC ESTIMATES

	2010	2015	2018
<b>New HIV infections</b>			
New HIV infections (all ages)	25 000 [14 000–47 000]	21 000 [11 000–40 000]	17 000 [9100–32 000]
New HIV infections (0–14)	5800 [3000–11 000]	4400 [2300–8300]	2600 [1300–4900]
New HIV infections (women, 15+)	11 000 [5800–20 000]	9200 [5000–17 000]	7800 [4200–15 000]
New HIV infections (men, 15+)	8700 [4700–17 000]	7500 [4100–14 000]	6400 [3500–12 000]
HIV incidence per 1000 population	1.3 [0.69–2.44]	0.95 [0.51–1.79]	0.7 [0.37–1.32]
<b>AIDS-related deaths</b>			
AIDS-related deaths (all ages)	24 000 [17 000–34 000]	22 000 [16 000–32 000]	16 000 [11 000–23 000]
AIDS-related deaths (0–14)	4900 [3000–8000]	3300 [2000–5500]	2300 [1400–3700]
AIDS-related deaths (women, 15+)	10 000 [7000–15 000]	8800 [6100–13 000]	5300 [3600–7700]
AIDS-related deaths (men, 15+)	9100 [6700–13 000]	10 000 [7500–15 000]	8400 [6100–12 000]
<b>People living with HIV</b>			
People living with HIV (all ages)	480 000 [380 000–610 000]	470 000 [370 000–600 000]	460 000 [360 000–580 000]
People living with HIV (0–14)	48 000 [35 000–64 000]	38 000 [28 000–51 000]	31 000 [23 000–41 000]
People living with HIV (women, 15+)	250 000 [200 000–320 000]	260 000 [210 000–330 000]	260 000 [210 000–330 000]
People living with HIV (men, 15+)	180 000 [140 000–230 000]	170 000 [140 000–230 000]	170 000 [130 000–210 000]
HIV prevalence (15–49)	3.6 [2.8–4.6]	2.9 [2.3–3.8]	2.6 [2–3.3]

## LAWS AND POLICIES

Laws criminalizing the transmission of, non-disclosure of or exposure to HIV transmission	Yes
Criminalization of sex work among consenting adults	Any criminalization or punitive regulation of sex work
Criminalization of same-sex sexual acts	No specific legislation
Drug use or possession for personal use is an offence	Possession of drugs for personal use or drug use and/or consumption are specified as criminal offences
Criminalization of transgender people	Neither criminalized nor prosecuted
Laws or policies restricting the entry, stay and residence of people living with HIV	No
Parental consent for adolescents to access HIV testing	...
Spousal consent for married women to access sexual and reproductive health services	...
Mandatory HIV testing for marriage, work or residence permits or for certain groups	No

## STIGMA AND DISCRIMINATION

Percentage of women and men aged 15–49 years who report discriminatory attitudes towards people living with HIV	<b>2012</b>	<b>2016</b>
	44.5	53
Percentage of people living with HIV denied health services because of their HIV status in the last 12 months	<b>2016</b>	
	2.4	
Percentage of people living with HIV who reported a health-care professional told others about their HIV status without their consent	<b>2016</b>	
	3.4	

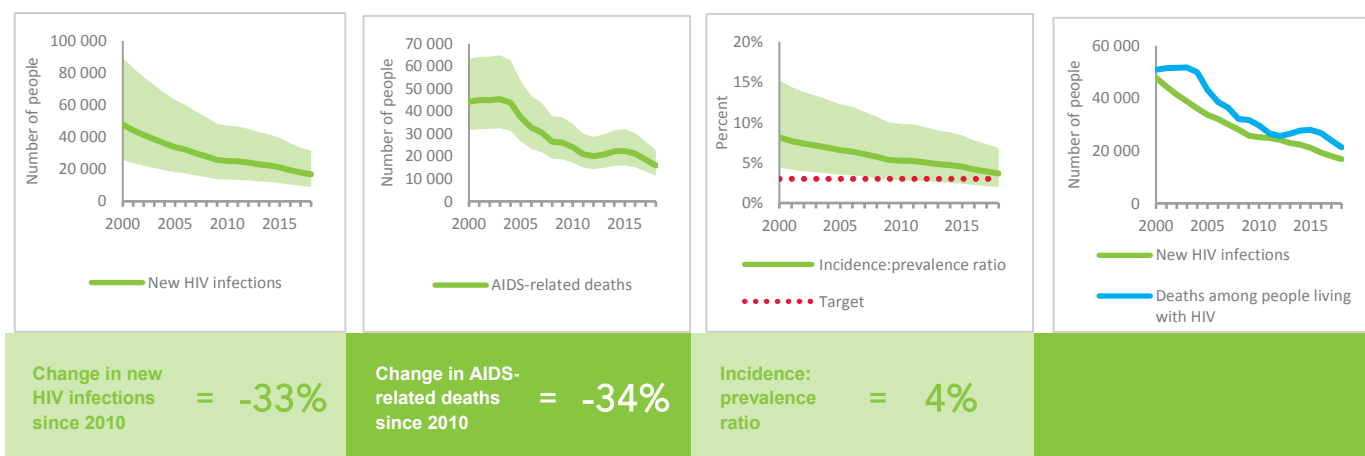
## VIOLENCE

Proportion of ever-married or partnered women aged 15–49 years who experienced physical or sexual violence from a male intimate partner in the past 12 months

## EXPENDITURES

	Financing sources					Total
	Domestic private	Domestic public	International: PEPFAR	International: Global Fund	International: all others	
Last available report: 2013	\$130 057	\$8 334 163	\$51 530 751	\$2 036 899	\$980 810	\$63 012 680

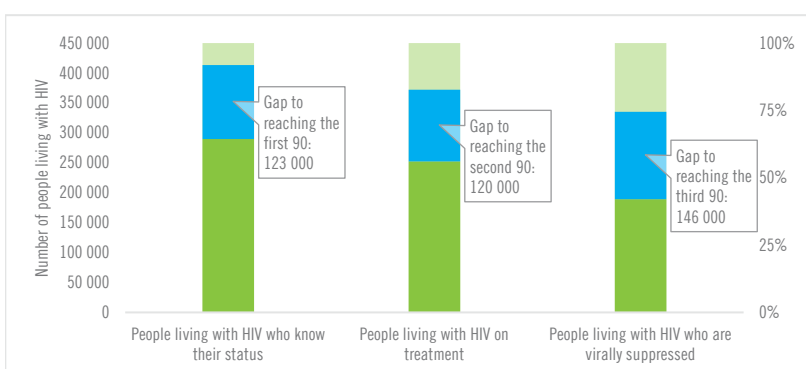
## EPIDEMIC TRANSITION METRICS



## KEY POPULATIONS

	Sex workers	Gay men and other men who have sex with men	People who inject drugs	Transgender people	Prisoners
Estimated size of population	...	...	...	...	41 000
HIV prevalence	12.2%	12.3%	...	...	1.2%
Know their HIV status	91.8%	13.3%	...	...	...
Antiretroviral therapy coverage	...	...	...	...	96.8%
Condom use	93.8%	75.1%	...	...	...
Coverage of HIV prevention programmes	96.2%	39.1%	...	...	...
Avoidance of health care because of stigma and discrimination	5.8%	22.6%	...	...	...
Expenditures (2013)	\$970 587	\$186 543	\$18 756	...	...

## HIV TESTING AND TREATMENT CASCADE



	63% [50–80%]	55% [44–70%] 252 000	41% [33–52%]
All ages			
Children (0–14)	40% [29–54%]	40% [29–54%] 12 300	24% [18–32%]
Women (15+)	72% [58–91%]	67% [53–84%] 176 000	51% [41–64%]
Men (15+)	53% [41–68%]	39% [31–50%] 64 300	29% [23–37%]

## ELIMINATION OF MOTHER-TO-CHILD TRANSMISSION

	2010	2018
Percentage of pregnant women living with HIV accessing antiretroviral medicines	34% [24–45%]	90% [65–>95%]
Early infant diagnosis	27.7% [20.8–38.2%]	56.3% [42.3–77.5%]

## HIV COMORBIDITIES

Estimated number of incident tuberculosis cases among people living with HIV (2017)	7300 [4600 –10 000]
People living with HIV who started TB preventive therapy (2017)	...
Cervical cancer screening of women living with HIV	...
People coinfectd with HIV and hepatitis B virus receiving combined treatment	...
People coinfectd with HIV and hepatitis C virus starting hepatitis C treatment	...

## HIV PREVENTION

Adults aged 15+ years with unsuppressed viral load	1.6%
Knowledge of HIV prevention among young people aged 15–24 years (2015)	
— Women	24%
— Men	33%
Condom use at last sex with a non-marital, non-cohabiting partner (2016)	
— Women	30.4%
— Men	41.8%
Women aged 15–49 years who have their demand for family planning satisfied by modern methods (2016)	33.7%
Men aged 15–49 years who are circumcised	Not applicable
Voluntary medical male circumcisions performed according to national standards	Not applicable
People who received PrEP at least once during the reporting period	...
Harm reduction	
— Use of sterile injecting equipment at last injection	...
— Needles and syringes distributed per person who injects	...
— Coverage of opioid substitution therapy	...
— Naloxone available (2019)	No
— Safe injection rooms available (2019)	No

### EPIDEMIC ESTIMATES

	2010	2015	2018
<b>New HIV infections</b>			
New HIV infections (all ages)	31 000 [24 000–37 000]	22 000 [16 000–29 000]	19 000 [13 000–26 000]
New HIV infections (0–14)	12 000 [9500–15 000]	7900 [5500–10 000]	7000 [5400–8600]
New HIV infections (women, 15+)	14 000 [11 000–17 000]	11 000 [7500–15 000]	8700 [5900–13 000]
New HIV infections (men, 15+)	4500 [3400–5800]	3500 [2400–4900]	2800 [1800–4300]
HIV incidence per 1000 population	0.45 [0.35–0.54]	0.28 [0.2–0.37]	0.21 [0.14–0.29]
<b>AIDS-related deaths</b>			
AIDS-related deaths (all ages)	34 000 [27 000–40 000]	23 000 [18 000–29 000]	13 000 [10 000–17 000]
AIDS-related deaths (0–14)	9300 [7500–11 000]	6700 [5100–8300]	4200 [3000–5400]
AIDS-related deaths (women, 15+)	18 000 [15 000–22 000]	12 000 [8500–14 000]	6600 [4800–8700]
AIDS-related deaths (men, 15+)	6400 [5200–8000]	5200 [3900–6500]	2700 [2000–3400]
<b>People living with HIV</b>			
People living with HIV (all ages)	480 000 [400 000–560 000]	450 000 [370 000–520 000]	450 000 [370 000–530 000]
People living with HIV (0–14)	83 000 [67 000–97 000]	70 000 [55 000–84 000]	64 000 [50 000–76 000]
People living with HIV (women, 15+)	290 000 [240 000–330 000]	280 000 [220 000–320 000]	280 000 [230 000–330 000]
People living with HIV (men, 15+)	110 000 [89 000–130 000]	100 000 [86 000–120 000]	110 000 [87 000–120 000]
HIV prevalence (15–49)	1.1 [0.9–1.3]	0.9 [0.7–1]	0.8 [0.6–0.9]

### LAWS AND POLICIES

Laws criminalizing the transmission of, non-disclosure of or exposure to HIV transmission	...
Criminalization of sex work among consenting adults	Any criminalization or punitive regulation of sex work
Criminalization of same-sex sexual acts	No specific legislation
Drug use or possession for personal use is an offence	No
Criminalization of transgender people	Neither criminalized nor prosecuted
Laws or policies restricting the entry, stay and residence of people living with HIV	No
Parental consent for adolescents to access HIV testing	...
Spousal consent for married women to access sexual and reproductive health services	...
Mandatory HIV testing for marriage, work or residence permits or for certain groups	No

### STIGMA AND DISCRIMINATION

Percentage of women and men aged 15–49 years who report discriminatory attitudes towards people living with HIV	<b>2007</b>	<b>2014</b>
	53.9	49.2
Percentage of people living with HIV denied health services because of their HIV status in the last 12 months		<b>2012</b>
		6.1
Percentage of people living with HIV who reported a health-care professional told others about their HIV status without their consent		<b>2012</b>
		9.9

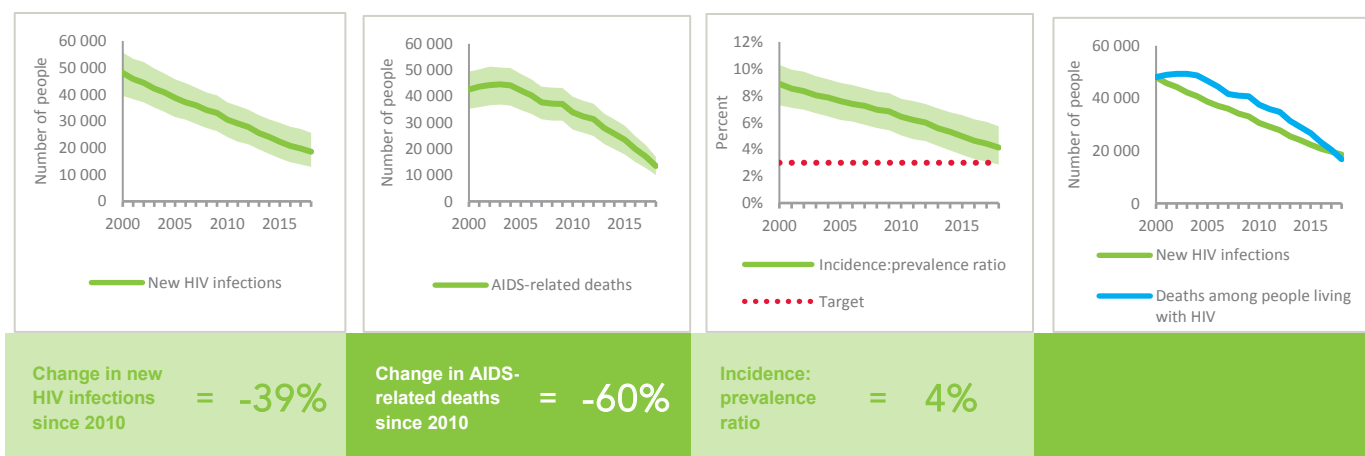
### VIOLENCE

Proportion of ever-married or partnered women aged 15–49 years who experienced physical or sexual violence from a male intimate partner in the past 12 months	<b>2014</b>
	36.8

### EXPENDITURES

	Financing sources					Total
	Domestic private	Domestic public	International: PEPFAR	International: Global Fund	International: all others	
Last available report: 2014	\$97 139 495	\$30 383 681	\$40 330 212	\$38 728 196	\$15 841 111	\$222 422 695

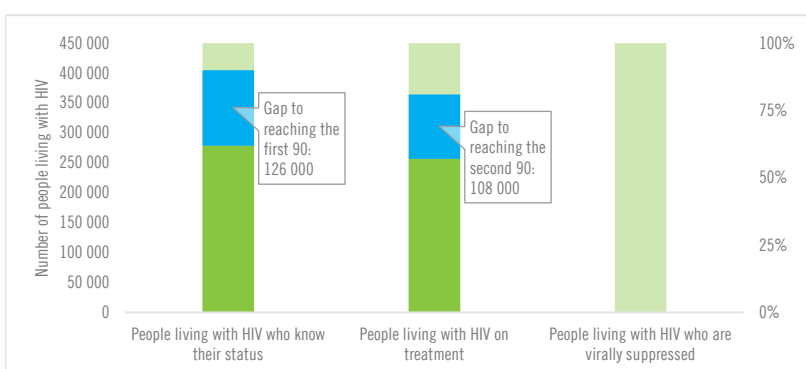
## EPIDEMIC TRANSITION METRICS



## KEY POPULATIONS

	Sex workers	Gay men and other men who have sex with men	People who inject drugs	Transgender people	Prisoners
Estimated size of population	350 000	190 000	160 000	...	...
HIV prevalence	...	3.3%	5.9%	...	1.6%
Know their HIV status	...	...	...	...	...
Antiretroviral therapy coverage	...	...	...	...	...
Condom use	...	77.4%	...	...	...
Coverage of HIV prevention programmes	...	...	...	...	...
Avoidance of health care because of stigma and discrimination	...	...	...	...	...
Expenditures (2014)	\$6188	\$185 650	\$0	...	...

## HIV TESTING AND TREATMENT CASCADE



Category	Percentage	Number of people
All ages	62% [51–73%]	279 000
Children (0–14)	25% [20–30%]	16 000
Women (15+)	64% [52–75%]	162 000
Men (15+)	79% [64–91%]	78 000

## ELIMINATION OF MOTHER-TO-CHILD TRANSMISSION

	2010	2018
Percentage of pregnant women living with HIV accessing antiretroviral medicines	7% [5–8%]	44% [33–52%]
Early infant diagnosis	2.8% [2.3–3.7%]	19.7% [16.5–26.1%]

## HIV COMORBIDITIES

Estimated number of incident tuberculosis cases among people living with HIV (2017)	20 000 [13 000–28 000]
People living with HIV who started TB preventive therapy (2017)	...
Cervical cancer screening of women living with HIV	...
People coinfecting with HIV and hepatitis B virus receiving combined treatment	...
People coinfecting with HIV and hepatitis C virus starting hepatitis C treatment	...

## HIV PREVENTION

Adults aged 15+ years with unsuppressed viral load	...
Knowledge of HIV prevention among young people aged 15–24 years (2014)	...
— Women	18.6%
— Men	24.9%
Condom use at last sex with a non-marital, non-cohabiting partner (2014)	...
— Women	22.6%
— Men	30.7%
Women aged 15–49 years who have their demand for family planning satisfied by modern methods (2014)	19.5%
Men aged 15–49 years who are circumcised	Not applicable
Voluntary medical male circumcisions performed according to national standards	Not applicable
People who received PrEP at least once during the reporting period	...
Harm reduction	...
— Use of sterile injecting equipment at last injection	...
— Needles and syringes distributed per person who injects	...
— Coverage of opioid substitution therapy	...
— Naloxone available (2019)	No
— Safe injection rooms available (2019)	No

## EPIDEMIC ESTIMATES

	2010	2015	2018
<b>New HIV infections</b>			
New HIV infections (all ages)	3900 [3100–5000]	4700 [3300–6800]	5100 [3100–8000]
New HIV infections (0–14)	810 [630–1000]	860 [570–1200]	910 [550–1400]
New HIV infections (women, 15+)	1600 [1200–2000]	1900 [1300–2700]	2000 [1200–3300]
New HIV infections (men, 15+)	1500 [1200–2100]	2000 [1300–2900]	2200 [1200–3500]
HIV incidence per 1000 population	4.41 [3.45–5.61]	4.34 [2.93–6.28]	4.21 [2.49–6.65]
<b>AIDS-related deaths</b>			
AIDS-related deaths (all ages)	1400 [970–1900]	1600 [1100–2300]	1800 [1200–2600]
AIDS-related deaths (0–14)	<500 [<500–560]	<500 [<500–650]	530 [<500–770]
AIDS-related deaths (women, 15+)	510 [<500–740]	<500 [<200– <500]	<500 [<200– <500]
AIDS-related deaths (men, 15+)	<500 [<500–610]	860 [590–1200]	1000 [710–1400]
<b>People living with HIV</b>			
People living with HIV (all ages)	35 000 [29 000–41 000]	52 000 [43 000–63 000]	62 000 [50 000–81 000]
People living with HIV (0–14)	3700 [3000–4700]	4900 [3800–6100]	5300 [3800–7100]
People living with HIV (women, 15+)	16 000 [14 000–19 000]	24 000 [20 000–29 000]	30 000 [24 000–38 000]
People living with HIV (men, 15+)	15 000 [13 000–18 000]	23 000 [19 000–28 000]	28 000 [22 000–36 000]
HIV prevalence (15–49)	5.7 [4.8–6.7]	6.7 [5.6–8.2]	7.1 [5.6–9.2]

## LAWS AND POLICIES

Laws criminalizing the transmission of, non-disclosure of or exposure to HIV transmission	Yes
Criminalization of sex work among consenting adults	...
Criminalization of same-sex sexual acts	Laws penalizing same-sex sexual acts have been decriminalized or never existed
Drug use or possession for personal use is an offence	...
Criminalization of transgender people	...
Laws or policies restricting the entry, stay and residence of people living with HIV	No
Parental consent for adolescents to access HIV testing	...
Spousal consent for married women to access sexual and reproductive health services	...
Mandatory HIV testing for marriage, work or residence permits or for certain groups	...

## STIGMA AND DISCRIMINATION

Percentage of women and men aged 15–49 years who report discriminatory attitudes towards people living with HIV

Percentage of people living with HIV denied health services because of their HIV status in the last 12 months

Percentage of people living with HIV who reported a health-care professional told others about their HIV status without their consent

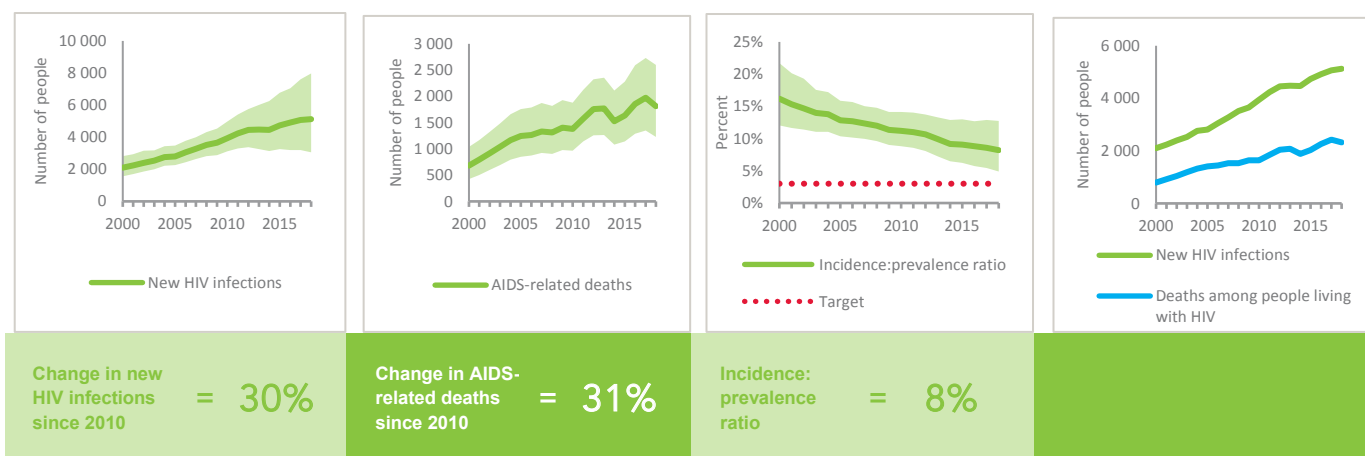
## VIOLENCE

Proportion of ever-married or partnered women aged 15–49 years who experienced physical or sexual violence from a male intimate partner in the past 12 months

## EXPENDITURES

	Financing sources					Total
	Domestic private	Domestic public	International: PEPFAR	International: Global Fund	International: all others	
Last available report: 2013	\$260 066	\$7 844 051	...	...	\$132 193	\$8 715 789

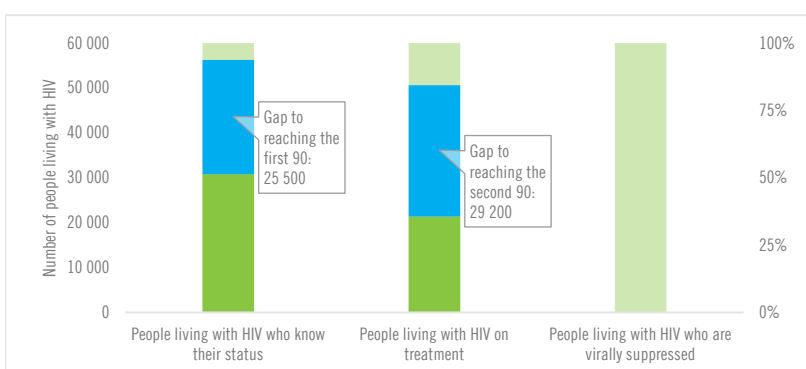
## EPIDEMIC TRANSITION METRICS



## KEY POPULATIONS

	Sex workers	Gay men and other men who have sex with men	People who inject drugs	Transgender people	Prisoners
Estimated size of population	...	...	...	...	...
HIV prevalence	...	...	...	...	...
Know their HIV status	...	...	...	...	...
Antiretroviral therapy coverage	...	...	...	...	...
Condom use	...	...	...	...	...
Coverage of HIV prevention programmes	...	...	...	...	...
Avoidance of health care because of stigma and discrimination	...	...	...	...	...
Expenditures (0)	...	...	...	...	...

## HIV TESTING AND TREATMENT CASCADE



	49% [39–64%]	34% [27–44%] 21 400	...% [...–...%]
All ages			
Children (0–14)	14% [10–19%]	14% [10–19%] 770	...% [...–...%]
Women (15+)	64% [52–83%]	53% [43–68%] 15 800	...% [...–...%]
Men (15+)	40% [31–52%]	18% [14–23%] 4800	...% [...–...%]

## ELIMINATION OF MOTHER-TO-CHILD TRANSMISSION

	2010	2018
Percentage of pregnant women living with HIV accessing antiretroviral medicines	16% [12–20%]	50% [35–68%]
Early infant diagnosis	...% [...–...%]	...% [...–...%]

## HIV COMORBIDITIES

Estimated number of incident tuberculosis cases among people living with HIV (2017)	950 [790–1100]
People living with HIV who started TB preventive therapy (2017)	...
Cervical cancer screening of women living with HIV	...
People coinfecting with HIV and hepatitis B virus receiving combined treatment	...
People coinfecting with HIV and hepatitis C virus starting hepatitis C treatment	...

## HIV PREVENTION

Adults aged 15+ years with unsuppressed viral load	...
Knowledge of HIV prevention among young people aged 15–24 years	...
— Women	...
— Men	...
Condom use at last sex with a non-marital, non-cohabiting partner	...
— Women	...
— Men	...
Women aged 15–49 years who have their demand for family planning satisfied by modern methods	...
Men aged 15–49 years who are circumcised	Not applicable
Voluntary medical male circumcisions performed according to national standards	Not applicable
People who received PrEP at least once during the reporting period	...
Harm reduction	...
— Use of sterile injecting equipment at last injection	...
— Needles and syringes distributed per person who injects	...
— Coverage of opioid substitution therapy	...
— Naloxone available (2019)	...
— Safe injection rooms available (2019)	...

## EPIDEMIC ESTIMATES

	2010	2015	2018
<b>New HIV infections</b>			
New HIV infections (all ages)	2900 [2200–3900]	2500 [1700–3900]	2000 [1100–3900]
New HIV infections (0–14)	660 [<500–880]	<500 [<500–760]	<500 [<200–700]
New HIV infections (women, 15+)	1600 [1200–2100]	1400 [900–2200]	1100 [610–2200]
New HIV infections (men, 15+)	670 [<500–950]	610 [<500–960]	<500 [<500–1000]
HIV incidence per 1000 population	1.85 [1.42–2.51]	1.36 [0.9–2.13]	1.01 [0.57–1.98]
<b>AIDS-related deaths</b>			
AIDS-related deaths (all ages)	1600 [1100–2100]	1200 [820–1700]	1200 [790–1700]
AIDS-related deaths (0–14)	<500 [<500–660]	<500 [<500–550]	<500 [<200– <500]
AIDS-related deaths (women, 15+)	870 [580–1100]	530 [<500–790]	540 [<500–800]
AIDS-related deaths (men, 15+)	<500 [<200– <500]	<500 [<200– <500]	<500 [<500– <500]
<b>People living with HIV</b>			
People living with HIV (all ages)	43 000 [36 000–51 000]	51 000 [41 000–63 000]	53 000 [43 000–67 000]
People living with HIV (0–14)	3400 [2600–4400]	3400 [2500–4300]	3200 [2300–4400]
People living with HIV (women, 15+)	27 000 [23 000–32 000]	33 000 [27 000–40 000]	35 000 [28 000–44 000]
People living with HIV (men, 15+)	12 000 [10 000–15 000]	15 000 [12 000–18 000]	16 000 [12 000–19 000]
HIV prevalence (15–49)	4.1 [3.4–5]	4 [3.2–5]	3.8 [2.9–4.9]

## LAWS AND POLICIES

Laws criminalizing the transmission of, non-disclosure of or exposure to HIV transmission	No, but prosecutions exist based on general criminal laws
Criminalization of sex work among consenting adults	...
Criminalization of same-sex sexual acts	Laws penalizing same-sex sexual acts have been decriminalized or never existed
Drug use or possession for personal use is an offence	...
Criminalization of transgender people	Neither criminalized nor prosecuted
Laws or policies restricting the entry, stay and residence of people living with HIV	No
Parental consent for adolescents to access HIV testing	Yes, for adolescents younger than 14 years
Spousal consent for married women to access sexual and reproductive health services	No
Mandatory HIV testing for marriage, work or residence permits or for certain groups	Yes

## STIGMA AND DISCRIMINATION

Percentage of women and men aged 15–49 years who report discriminatory attitudes towards people living with HIV

Percentage of people living with HIV denied health services because of their HIV status in the last 12 months **2013**  
13.715711

Percentage of people living with HIV who reported a health-care professional told others about their HIV status without their consent

## VIOLENCE

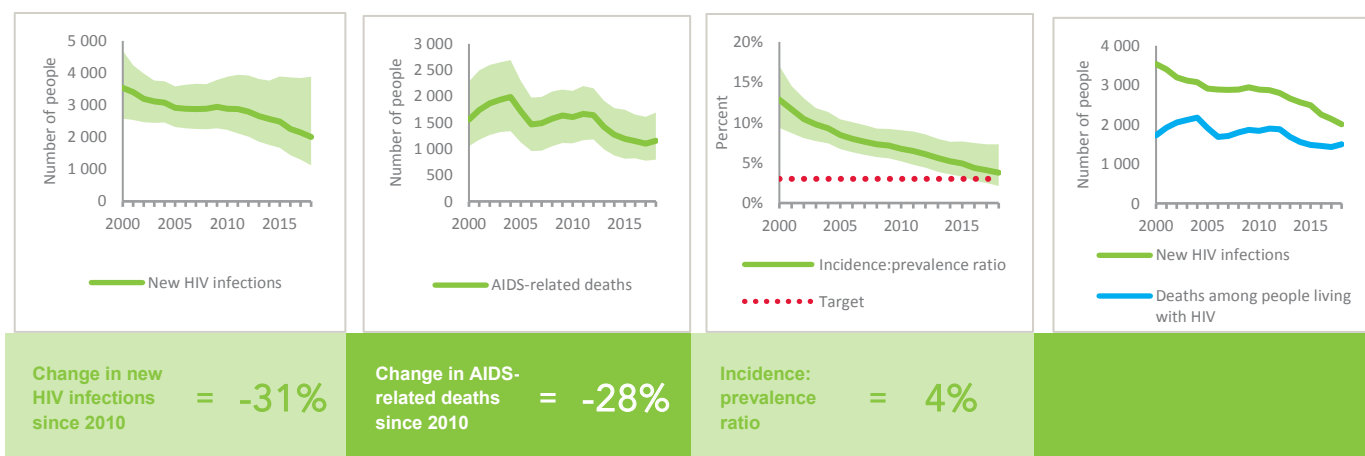
Proportion of ever-married or partnered women aged 15–49 years who experienced physical or sexual violence from a male intimate partner in the past 12 months

## EXPENDITURES

	Financing sources					Total
	Domestic private	Domestic public	International: PEPFAR	International: Global Fund	International: all others	
Last available report: 2014	\$1 190 251	\$4 808 085	...	...	\$454 441	\$6 452 777



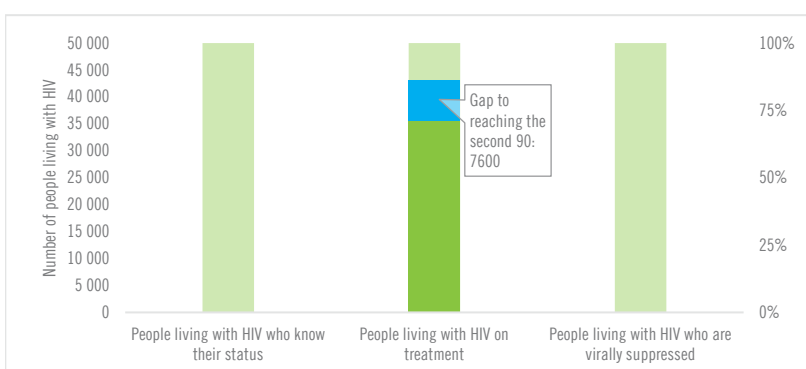
## EPIDEMIC TRANSITION METRICS



## KEY POPULATIONS

	Sex workers	Gay men and other men who have sex with men	People who inject drugs	Transgender people	Prisoners
Estimated size of population	...	...	...	...	...
HIV prevalence	...	...	...	...	...
Know their HIV status	...	...	...	...	...
Antiretroviral therapy coverage	...	...	...	...	...
Condom use	...	...	...	...	...
Coverage of HIV prevention programmes	...	...	...	...	...
Avoidance of health care because of stigma and discrimination	...	...	...	...	...
Expenditures (0)	...	...	...	...	...

## HIV TESTING AND TREATMENT CASCADE



	...	67% [54–85%] 35 600	...
All ages	...% [...-...%]		...% [...-...%]
Children (0–14)	...% [...-...%]	57% [41–78%] 1900	...% [...-...%]
Women (15+)	...% [...-...%]	65% [52–82%] 22 400	...% [...-...%]
Men (15+)	...% [...-...%]	74% [59–92%] 11 400	...% [...-...%]

## ELIMINATION OF MOTHER-TO-CHILD TRANSMISSION

	2010	2018
Percentage of pregnant women living with HIV accessing antiretroviral medicines	24% [18–30%]	72% [52– >95%]
Early infant diagnosis	4.8% [3.8–6.4%]	17.4% [12.9–24.0%]

## HIV COMORBIDITIES

Estimated number of incident tuberculosis cases among people living with HIV (2017)	2200 [1400–3300]
People living with HIV who started TB preventive therapy (2017)	...
Cervical cancer screening of women living with HIV	...
People coinfecting with HIV and hepatitis B virus receiving combined treatment (2018)	4.4%
People coinfecting with HIV and hepatitis C virus starting hepatitis C treatment (2018)	100%

## HIV PREVENTION

Adults aged 15+ years with unsuppressed viral load	...
Knowledge of HIV prevention among young people aged 15–24 years	...
— Women	...
— Men	...
Condom use at last sex with a non-marital, non-cohabiting partner	...
— Women	...
— Men	...
Women aged 15–49 years who have their demand for family planning satisfied by modern methods	...
Men aged 15–49 years who are circumcised	Not applicable
Voluntary medical male circumcisions performed according to national standards	Not applicable
People who received PrEP at least once during the reporting period	...
Harm reduction	...
— Use of sterile injecting equipment at last injection	...
— Needles and syringes distributed per person who injects	...
— Coverage of opioid substitution therapy	...
— Naloxone available (2019)	No
— Safe injection rooms available (2019)	No

## EPIDEMIC ESTIMATES

	2010	2015	2018
<b>New HIV infections</b>			
New HIV infections (all ages)	1800 [1400–2500]	2000 [1500–2800]	2200 [1500–3200]
New HIV infections (0–14)	<500 [<200– <500]	<500 [<200– <500]	<500 [<200– <500]
New HIV infections (women, 15+)	930 [700–1200]	1000 [740–1500]	1100 [760–1600]
New HIV infections (men, 15+)	690 [510–930]	760 [550–1000]	820 [570–1200]
HIV incidence per 1000 population	1.13 [0.84–1.55]	1.08 [0.78–1.51]	1.06 [0.74–1.54]
<b>AIDS-related deaths</b>			
AIDS-related deaths (all ages)	970 [660–1400]	900 [610–1300]	980 [650–1400]
AIDS-related deaths (0–14)	<200 [<200– <500]	<200 [<200– <500]	<200 [<200– <500]
AIDS-related deaths (women, 15+)	<500 [<500–640]	<500 [<200–510]	<500 [<500–520]
AIDS-related deaths (men, 15+)	<500 [<500–500]	<500 [<500–580]	<500 [<500–670]
<b>People living with HIV</b>			
People living with HIV (all ages)	18 000 [15 000–23 000]	23 000 [19 000–29 000]	26 000 [21 000–33 000]
People living with HIV (0–14)	1600 [1200–2000]	1800 [1400–2300]	1900 [1400–2500]
People living with HIV (women, 15+)	9900 [7900–12 000]	13 000 [10 000–16 000]	15 000 [12 000–19 000]
People living with HIV (men, 15+)	7000 [5700–8900]	8500 [6900–11 000]	9300 [7600–12 000]
HIV prevalence (15–49)	1.9 [1.5–2.4]	1.9 [1.6–2.4]	1.9 [1.6–2.5]

## LAWS AND POLICIES

Laws criminalizing the transmission of, non-disclosure of or exposure to HIV transmission	...
Criminalization of sex work among consenting adults	...
Criminalization of same-sex sexual acts	Yes, imprisonment (up to 14 years)
Drug use or possession for personal use is an offence	...
Criminalization of transgender people	...
Laws or policies restricting the entry, stay and residence of people living with HIV	No
Parental consent for adolescents to access HIV testing	Yes, for adolescents younger than 14 years
Spousal consent for married women to access sexual and reproductive health services	No
Mandatory HIV testing for marriage, work or residence permits or for certain groups	No

## STIGMA AND DISCRIMINATION

Percentage of women and men aged 15–49 years who report discriminatory attitudes towards people living with HIV	<b>2013</b> 51
Percentage of people living with HIV denied health services because of their HIV status in the last 12 months	
Percentage of people living with HIV who reported a health-care professional told others about their HIV status without their consent	

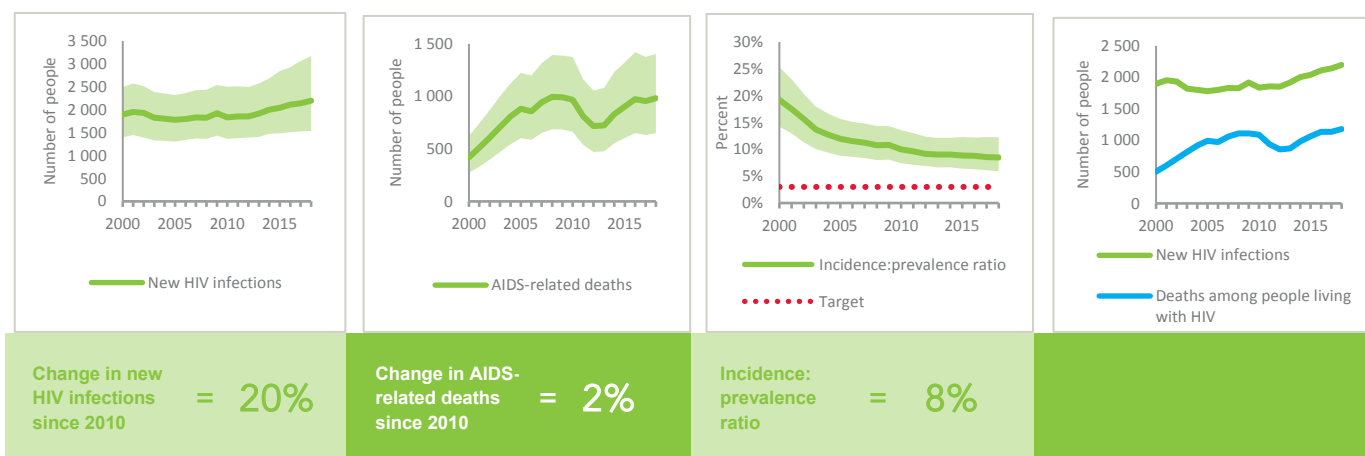
## VIOLENCE

Proportion of ever-married or partnered women aged 15–49 years who experienced physical or sexual violence from a male intimate partner in the past 12 months	<b>2013</b> 7.3
---	--------------------

## EXPENDITURES

	Financing sources					Total
	Domestic private	Domestic public	International: PEPFAR	International: Global Fund	International: all others	
Last available report: 2014	...	\$3 850 001	...	...	...	\$3 850 001

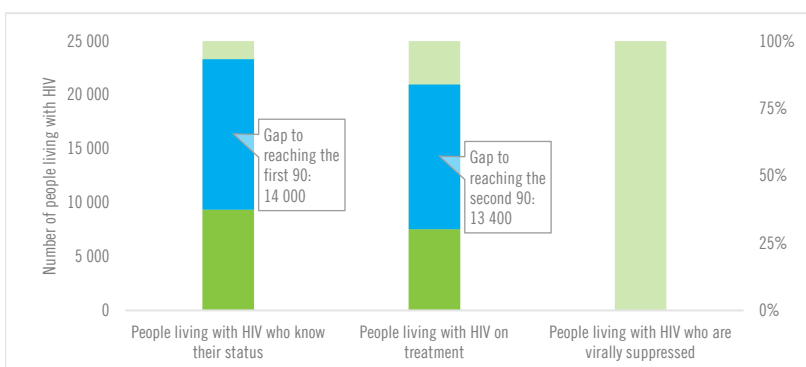
## EPIDEMIC TRANSITION METRICS



## KEY POPULATIONS

	Sex workers	Gay men and other men who have sex with men	People who inject drugs	Transgender people	Prisoners
Estimated size of population	...	...	...	...	...
HIV prevalence	11.0%	34.4%	...	...	...
Know their HIV status	100%	100%	...	...	...
Antiretroviral therapy coverage	...	...	...	...	...
Condom use	...	...	...	...	...
Coverage of HIV prevention programmes	...	...	...	...	...
Avoidance of health care because of stigma and discrimination	...	...	...	...	...
Expenditures (0)	...	...	...	...	...

## HIV TESTING AND TREATMENT CASCADE



	2010	2018
All ages	36% [29–46%] 7500	29% [24–38%] 7500
Children (0–14)	30% [23–39%] 550	30% [23–39%] 550
Women (15+)	46% [37–59%] 5400	37% [30–48%] 5400
Men (15+)	22% [18–29%] 1600	17% [14–22%] 1600

## ELIMINATION OF MOTHER-TO-CHILD TRANSMISSION

	2010	2018
Percentage of pregnant women living with HIV accessing antiretroviral medicines	70% [54–92%]	68% [54–86%]
Early infant diagnosis	...% [...–...%]	28.2% [22.1–35.5%]

## HIV COMORBIDITIES

Estimated number of incident tuberculosis cases among people living with HIV (2017)	700 [530–900]
People living with HIV who started TB preventive therapy (2017)	...
Cervical cancer screening of women living with HIV	...
People coinfectd with HIV and hepatitis B virus receiving combined treatment	...
People coinfectd with HIV and hepatitis C virus starting hepatitis C treatment	...

## HIV PREVENTION

Adults aged 15+ years with unsuppressed viral load	...
Knowledge of HIV prevention among young people aged 15–24 years	...
— Women	...
— Men	...
Condom use at last sex with a non-marital, non-cohabiting partner	...
— Women	...
— Men	...
Women aged 15–49 years who have their demand for family planning satisfied by modern methods	...
Men aged 15–49 years who are circumcised	Not applicable
Voluntary medical male circumcisions performed according to national standards	Not applicable
People who received PrEP at least once during the reporting period	...
Harm reduction	...
— Use of sterile injecting equipment at last injection	...
— Needles and syringes distributed per person who injects	...
— Coverage of opioid substitution therapy	...
— Naloxone available (2019)	...
— Safe injection rooms available (2019)	...

## EPIDEMIC ESTIMATES

	2010	2015	2018
<b>New HIV infections</b>			
New HIV infections (all ages)	22 000 [18 000–26 000]	21 000 [17 000–27 000]	20 000 [15 000–26 000]
New HIV infections (0–14)	5000 [3700–6300]	4700 [3400–6200]	3300 [2200–5000]
New HIV infections (women, 15+)	11 000 [8900–13 000]	11 000 [8200–13 000]	11 000 [8100–14 000]
New HIV infections (men, 15+)	5900 [4700–7400]	5800 [4600–7700]	6000 [4400–8200]
HIV incidence per 1000 population	0.91 [0.74–1.09]	0.79 [0.63–1]	0.7 [0.53–0.91]
<b>AIDS-related deaths</b>			
AIDS-related deaths (all ages)	17 000 [14 000–19 000]	14 000 [11 000–17 000]	14 000 [11 000–18 000]
AIDS-related deaths (0–14)	3900 [3100–4800]	3200 [2400–4100]	2800 [1900–3900]
AIDS-related deaths (women, 15+)	8200 [6800–9600]	6100 [4700–7700]	5600 [4200–7100]
AIDS-related deaths (men, 15+)	4400 [3600–5400]	4400 [3400–5500]	5800 [4600–7200]
<b>People living with HIV</b>			
People living with HIV (all ages)	300 000 [250 000–340 000]	320 000 [270 000–370 000]	330 000 [280 000–390 000]
People living with HIV (0–14)	36 000 [29 000–41 000]	33 000 [26 000–39 000]	30 000 [23 000–37 000]
People living with HIV (women, 15+)	170 000 [140 000–200 000]	190 000 [160 000–220 000]	200 000 [170 000–240 000]
People living with HIV (men, 15+)	91 000 [76 000–110 000]	100 000 [85 000–120 000]	100 000 [86 000–120 000]
HIV prevalence (15–49)	1.9 [1.6–2.2]	1.8 [1.5–2.1]	1.7 [1.4–2]

## LAWS AND POLICIES

Laws criminalizing the transmission of, non-disclosure of or exposure to HIV transmission	Yes
Criminalization of sex work among consenting adults	Any criminalization or punitive regulation of sex work
Criminalization of same-sex sexual acts	Yes, imprisonment (up to 14 years)
Drug use or possession for personal use is an offence	Possession of drugs for personal use or drug use and/or consumption are specified as criminal offences
Criminalization of transgender people	Neither criminalized nor prosecuted
Laws or policies restricting the entry, stay and residence of people living with HIV	No
Parental consent for adolescents to access HIV testing	Yes, for adolescents younger than 18 years
Spousal consent for married women to access sexual and reproductive health services	No
Mandatory HIV testing for marriage, work or residence permits or for certain groups	No

## STIGMA AND DISCRIMINATION

Percentage of women and men aged 15–49 years who report discriminatory attitudes towards people living with HIV	<b>2008</b>	<b>2014</b>
	62.1	67.7
Percentage of people living with HIV denied health services because of their HIV status in the last 12 months		<b>2014</b>
		1.4388489
Percentage of people living with HIV who reported a health-care professional told others about their HIV status without their consent		<b>2014</b>
		7.9

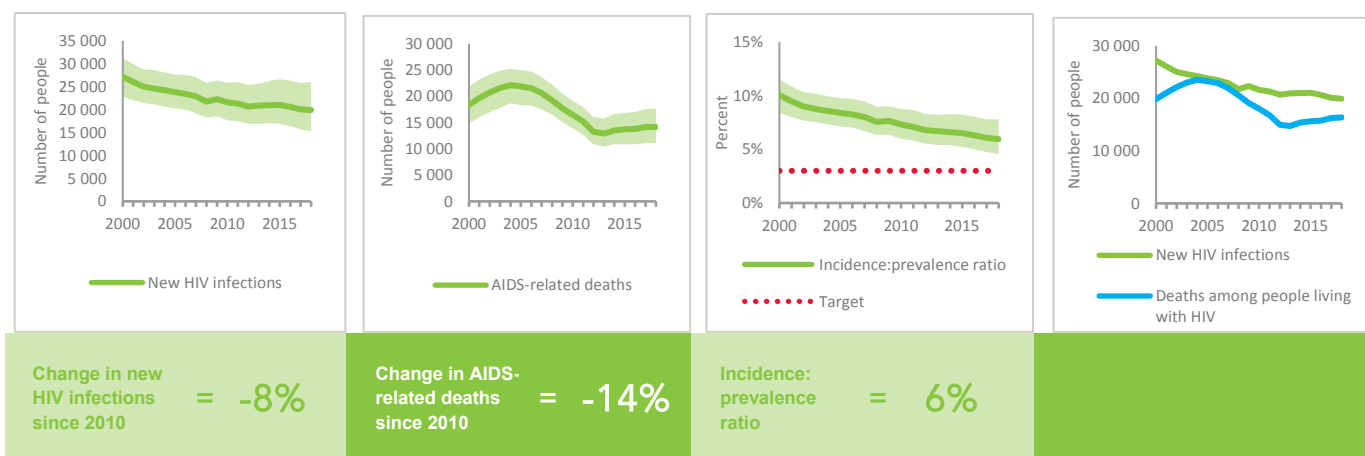
## VIOLENCE

Proportion of ever-married or partnered women aged 15–49 years who experienced physical or sexual violence from a male intimate partner in the past 12 months

## EXPENDITURES

	Financing sources					Total
	Domestic private	Domestic public	International: PEPFAR	International: Global Fund	International: all others	
Last available report: 2016	\$18 822 217	\$6 606 220	\$7 798 785	\$34 722 511	\$129 736	\$68 079 469

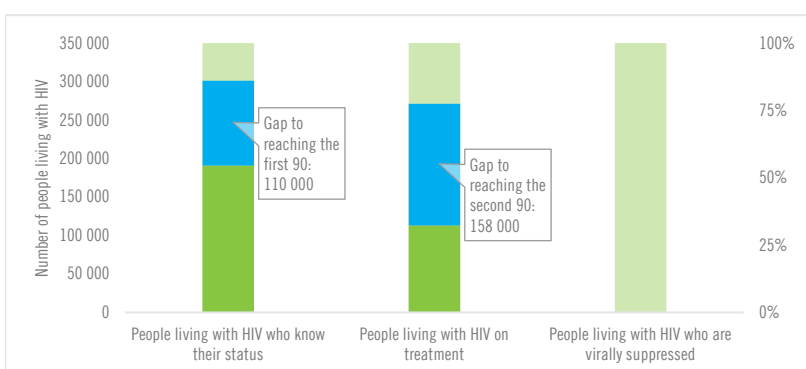
## EPIDEMIC TRANSITION METRICS



## KEY POPULATIONS

	Sex workers	Gay men and other men who have sex with men	People who inject drugs	Transgender people	Prisoners
Estimated size of population	...	...	...	...	...
HIV prevalence	6.9%	18.0%	...	...	0.4%
Know their HIV status	...	...	...	...	...
Antiretroviral therapy coverage	...	3.7%	...	...	100%
Condom use	89.9%	...	...	...	...
Coverage of HIV prevention programmes	...	...	...	...	...
Avoidance of health care because of stigma and discrimination	...	...	...	...	...
Expenditures (2016)	\$2 901 806	\$1 838 393	\$0	...	...

## HIV TESTING AND TREATMENT CASCADE



	57% [48–66%]	34% [28–39%] 113 000	...% [...–...%]
All ages			
Children (0–14)	20% [15–25%]	20% [15–25%] 5900	...% [...–...%]
Women (15+)	69% [59–81%]	40% [34–47%] 81 700	...% [...–...%]
Men (15+)	43% [36–51%]	25% [21–30%] 25 600	...% [...–...%]

## ELIMINATION OF MOTHER-TO-CHILD TRANSMISSION

	2010	2018
Percentage of pregnant women living with HIV accessing antiretroviral medicines	33% [26–41%]	79% [58– >95%]
Early infant diagnosis	<1% [<1– <1%]	58.2% [45.6–78.5%]

## HIV COMORBIDITIES

Estimated number of incident tuberculosis cases among people living with HIV (2017)	9500 [4500 –16 000]
People living with HIV who started TB preventive therapy (2017)	...
Cervical cancer screening of women living with HIV	...
People coinfecting with HIV and hepatitis B virus receiving combined treatment	...
People coinfecting with HIV and hepatitis C virus starting hepatitis C treatment	...

## HIV PREVENTION

Adults aged 15+ years with unsuppressed viral load	...
Knowledge of HIV prevention among young people aged 15–24 years (2014)	
— Women	19.9%
— Men	27.2%
Condom use at last sex with a non-marital, non-cohabiting partner (2014)	
— Women	17.1%
— Men	39.1%
Women aged 15–49 years who have their demand for family planning satisfied by modern methods (2014)	41.2%
Men aged 15–49 years who are circumcised (2014)	Not applicable
Voluntary medical male circumcisions performed according to national standards	Not applicable
People who received PrEP at least once during the reporting period	...
Harm reduction	
— Use of sterile injecting equipment at last injection	...
— Needles and syringes distributed per person who injects	...
— Coverage of opioid substitution therapy	...
— Naloxone available (2019)	No
— Safe injection rooms available (2019)	No

## EPIDEMIC ESTIMATES

	2010	2015	2018
<b>New HIV infections</b>			
New HIV infections (all ages)	8200 [6800–9600]	7400 [5800–9400]	6600 [4800–8900]
New HIV infections (0–14)	1900 [1400–2400]	1700 [1200–2200]	1300 [780–1800]
New HIV infections (women, 15+)	3600 [3000–4400]	3300 [2500–4300]	3100 [2200–4200]
New HIV infections (men, 15+)	2600 [2100–3300]	2400 [1800–3200]	2200 [1500–3100]
HIV incidence per 1000 population	0.78 [0.65–0.92]	0.63 [0.49–0.8]	0.52 [0.38–0.71]
<b>AIDS-related deaths</b>			
AIDS-related deaths (all ages)	4100 [3300–5000]	4100 [3200–5200]	4300 [3300–5400]
AIDS-related deaths (0–14)	1400 [1100–1700]	990 [670–1300]	950 [600–1300]
AIDS-related deaths (women, 15+)	1600 [1200–2100]	1400 [1000–1800]	1800 [1400–2300]
AIDS-related deaths (men, 15+)	1100 [850–1500]	1800 [1400–2300]	1500 [1200–1900]
<b>People living with HIV</b>			
People living with HIV (all ages)	100 000 [90 000–120 000]	120 000 [98 000–130 000]	120 000 [100 000–140 000]
People living with HIV (0–14)	12 000 [9300–14 000]	11 000 [8400–13 000]	10 000 [7900–13 000]
People living with HIV (women, 15+)	55 000 [47 000–63 000]	63 000 [53 000–74 000]	67 000 [57 000–79 000]
People living with HIV (men, 15+)	37 000 [31 000–43 000]	41 000 [35 000–48 000]	42 000 [35 000–50 000]
HIV prevalence (15–49)	1.6 [1.3–1.9]	1.5 [1.3–1.8]	1.4 [1.2–1.7]

## LAWS AND POLICIES

Laws criminalizing the transmission of, non-disclosure of or exposure to HIV transmission	Yes
Criminalization of sex work among consenting adults	Issue is determined/differs at subnational level
Criminalization of same-sex sexual acts	Yes, imprisonment (up to 14 years)
Drug use or possession for personal use is an offence	Possession of drugs for personal use or drug use and/or consumption are specified as criminal offences
Criminalization of transgender people	Neither criminalized nor prosecuted
Laws or policies restricting the entry, stay and residence of people living with HIV	No
Parental consent for adolescents to access HIV testing	Yes, for adolescents younger than 16 years
Spousal consent for married women to access sexual and reproductive health services	No
Mandatory HIV testing for marriage, work or residence permits or for certain groups	No

## STIGMA AND DISCRIMINATION

	2012	2016
Percentage of women and men aged 15–49 years who report discriminatory attitudes towards people living with HIV (2016 refers to women only)	80.1	80

Percentage of people living with HIV denied health services because of their HIV status in the last 12 months

Percentage of people living with HIV who reported a health-care professional told others about their HIV status without their consent

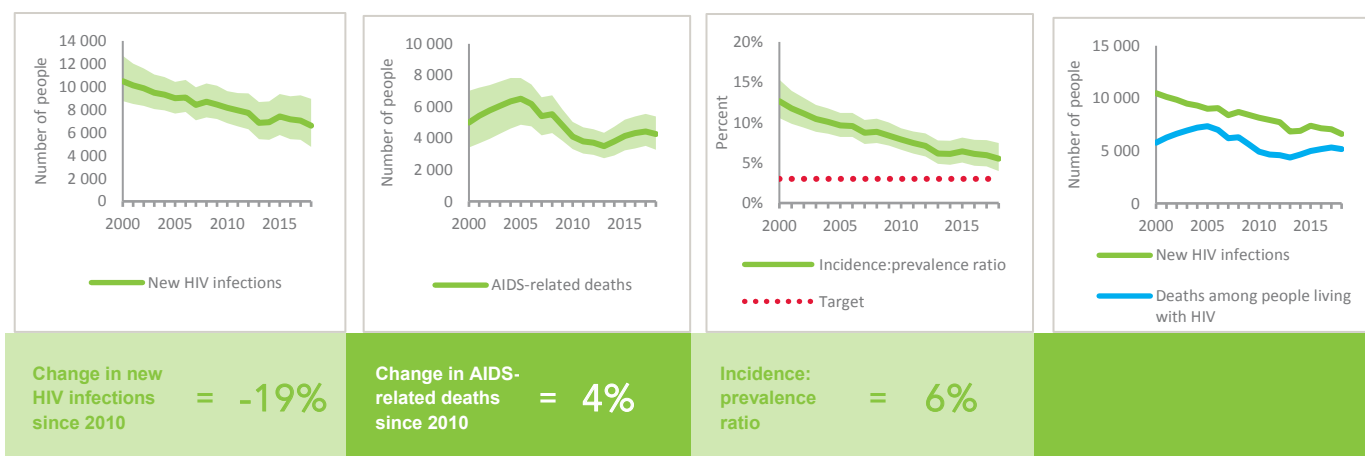
## VIOLENCE

Proportion of ever-married or partnered women aged 15–49 years who experienced physical or sexual violence from a male intimate partner in the past 12 months

## EXPENDITURES

	Financing sources					Total
	Domestic private	Domestic public	International: PEPFAR	International: Global Fund	International: all others	
Last available report: 2018	\$16	\$28 832	...	\$5 347 536	\$1093	\$5 377 478

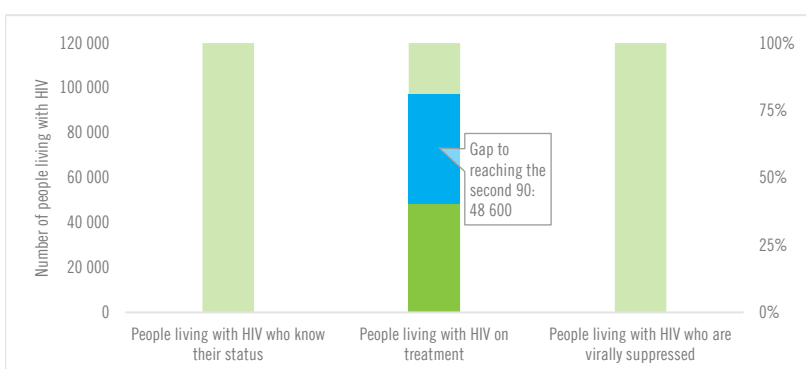
## EPIDEMIC TRANSITION METRICS



## KEY POPULATIONS

	Sex workers	Gay men and other men who have sex with men	People who inject drugs	Transgender people	Prisoners
Estimated size of population	...	...	...	...	...
HIV prevalence	10.7%	...	...	...	2.3%
Know their HIV status	96.8%	93.0%	11.0%	...	...
Antiretroviral therapy coverage	...	...	...	...	...
Condom use	93.5%	65.5%	49.1%	...	...
Coverage of HIV prevention programmes	...	17.1%	...	...	...
Avoidance of health care because of stigma and discrimination	1.5%	...	...	...	...
Expenditures (2017)	\$0	\$0	\$0	...	...

## HIV TESTING AND TREATMENT CASCADE



	2010	2018
All ages	...% [...-...%]	40% [34-48%] 48 600
Children (0-14)	...% [...-...%]	20% [15-25%] 2100
Women (15+)	...% [...-...%]	50% [42-59%] 33 900
Men (15+)	...% [...-...%]	30% [25-35%] 12 600

## ELIMINATION OF MOTHER-TO-CHILD TRANSMISSION

	2010	2018
Percentage of pregnant women living with HIV accessing antiretroviral medicines	19% [14-25%]	65% [48-84%]
Early infant diagnosis	5.3% [4.2-7.2%]	15.0% [11.7-20.4%]

## HIV COMORBIDITIES

Estimated number of incident tuberculosis cases among people living with HIV (2017)	5600 [3600-8100]
People living with HIV who started TB preventive therapy (2017)	18.2%
Women who tested positive for HIV among those screened for cervical cancer (programme data) (2018)	55.9%
People coinfectd with HIV and hepatitis B virus receiving combined treatment	...
People coinfectd with HIV and hepatitis C virus starting hepatitis C treatment	...

## HIV PREVENTION

Adults aged 15+ years with unsuppressed viral load	...
Knowledge of HIV prevention among young people aged 15-24 years (2016)	...
— Women	15.2%
— Men	...
Condom use at last sex with a non-marital, non-cohabiting partner	...
— Women	...
— Men	...
Women aged 15-49 years who have their demand for family planning satisfied by modern methods	...
Men aged 15-49 years who are circumcised	Not applicable
Voluntary medical male circumcisions performed according to national standards	Not applicable
People who received PrEP at least once during the reporting period	...
Harm reduction	...
— Use of sterile injecting equipment at last injection	...
— Needles and syringes distributed per person who injects	...
— Coverage of opioid substitution therapy	...
— Naloxone available (2019)	No
— Safe injection rooms available (2019)	No

## EPIDEMIC ESTIMATES

	2010	2015	2018
<b>New HIV infections</b>			
New HIV infections (all ages)	3400 [2900–3900]	2900 [2400–3400]	2600 [2100–3100]
New HIV infections (0–14)	960 [810–1100]	780 [610–970]	730 [540–890]
New HIV infections (women, 15+)	1400 [1200–1700]	1200 [990–1400]	1100 [860–1300]
New HIV infections (men, 15+)	1000 [850–1200]	880 [710–1100]	780 [610–990]
HIV incidence per 1000 population	2.31 [1.98–2.64]	1.72 [1.41–2.01]	1.43 [1.13–1.72]
<b>AIDS-related deaths</b>			
AIDS-related deaths (all ages)	1900 [1500–2200]	1900 [1500–2200]	1800 [1400–2100]
AIDS-related deaths (0–14)	610 [530–710]	<500 [<500–540]	<500 [<500–550]
AIDS-related deaths (women, 15+)	740 [570–910]	630 [<500–780]	590 [<500–710]
AIDS-related deaths (men, 15+)	540 [<500–710]	800 [640–1000]	720 [590–860]
<b>People living with HIV</b>			
People living with HIV (all ages)	38 000 [34 000–42 000]	43 000 [38 000–48 000]	44 000 [39 000–49 000]
People living with HIV (0–14)	5600 [4900–6400]	5900 [5000–6700]	5700 [4700–6600]
People living with HIV (women, 15+)	19 000 [17 000–21 000]	22 000 [19 000–24 000]	24 000 [21 000–26 000]
People living with HIV (men, 15+)	13 000 [12 000–15 000]	15 000 [13 000–16 000]	15 000 [13 000–17 000]
HIV prevalence (15–49)	3.8 [3.4–4.3]	3.7 [3.2–4.2]	3.5 [3–4]

## LAWS AND POLICIES

Laws criminalizing the transmission of, non-disclosure of or exposure to HIV transmission	Yes
Criminalization of sex work among consenting adults	Any criminalization or punitive regulation of sex work
Criminalization of same-sex sexual acts	No specific legislation
Drug use or possession for personal use is an offence	Possession of drugs for personal use or drug use and/or consumption are specified as criminal offences
Criminalization of transgender people	Neither criminalized nor prosecuted
Laws or policies restricting the entry, stay and residence of people living with HIV	No
Parental consent for adolescents to access HIV testing	...
Spousal consent for married women to access sexual and reproductive health services	...
Mandatory HIV testing for marriage, work or residence permits or for certain groups	No

## STIGMA AND DISCRIMINATION

Percentage of women and men aged 15–49 years who report discriminatory attitudes towards people living with HIV (2006 refers to women only)	2006	2014
	48	63

Percentage of people living with HIV denied health services because of their HIV status in the last 12 months

Percentage of people living with HIV who reported a health-care professional told others about their HIV status without their consent

## VIOLENCE

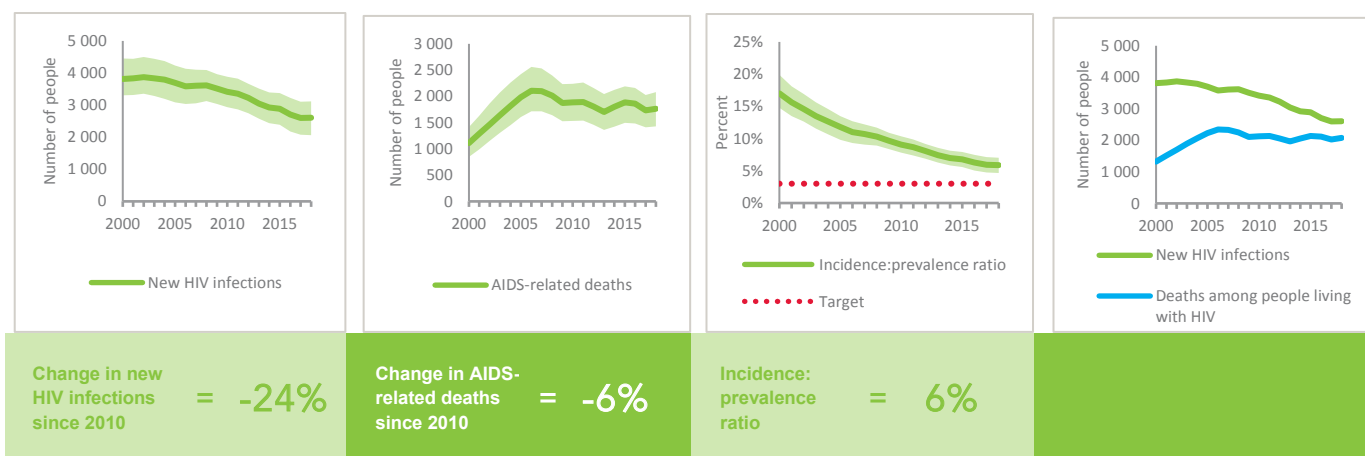
Proportion of ever-married or partnered women aged 15–49 years who experienced physical or sexual violence from a male intimate partner in the past 12 months

## EXPENDITURES

	Financing sources					Total
	Domestic private	Domestic public	International: PEPFAR	International: Global Fund	International: all others	
Last available report: 2010	...	\$611 774	...	...	\$3 959 113	\$5 258 837



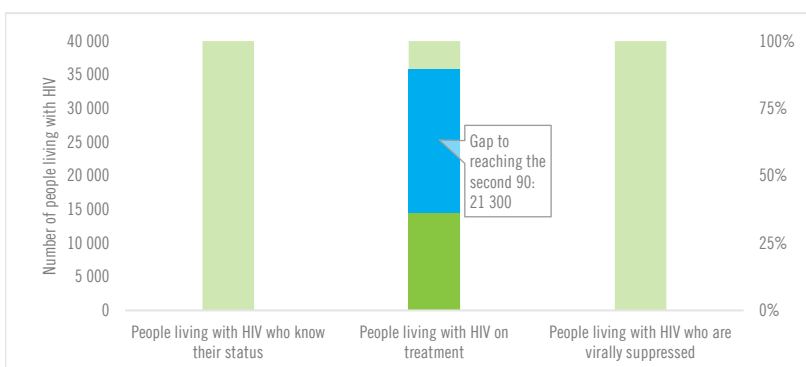
## EPIDEMIC TRANSITION METRICS



## KEY POPULATIONS

	Sex workers	Gay men and other men who have sex with men	People who inject drugs	Transgender people	Prisoners
Estimated size of population	...	...	...	...	...
HIV prevalence	18.0%	3.0%	...	...	...
Know their HIV status	...	...	...	...	...
Antiretroviral therapy coverage	...	...	...	...	...
Condom use	22.5%	12.2%	...	...	...
Coverage of HIV prevention programmes	...	...	...	...	...
Avoidance of health care because of stigma and discrimination	...	...	...	...	...
Expenditures (0)	...	...	...	...	...

## HIV TESTING AND TREATMENT CASCADE



	2010	2018
All ages	...% [...-...%]	33% [29-37%] 14 600
Children (0-14)	...% [...-...%]	6% [5-7%] 350
Women (15+)	...% [...-...%]	49% [43-55%] 11 700
Men (15+)	...% [...-...%]	17% [15-19%] 2500

## ELIMINATION OF MOTHER-TO-CHILD TRANSMISSION

	2010	2018
Percentage of pregnant women living with HIV accessing antiretroviral medicines	16% [13-18%]	48% [38-58%]
Early infant diagnosis	<1% [<1- <1%]	26.7% [22.0-33.8%]

## HIV COMORBIDITIES

Estimated number of incident tuberculosis cases among people living with HIV (2017)	2200 [1400-3200]
People living with HIV who started TB preventive therapy (2017)	...
Cervical cancer screening of women living with HIV	...
People coinfecting with HIV and hepatitis B virus receiving combined treatment	...
People coinfecting with HIV and hepatitis C virus starting hepatitis C treatment	...

## HIV PREVENTION

Adults aged 15+ years with unsuppressed viral load	...
Knowledge of HIV prevention among young people aged 15-24 years (2014)	
— Women	22.5%
— Men	21.7%
Condom use at last sex with a non-marital, non-cohabiting partner	
— Women	...
— Men	...
Women aged 15-49 years who have their demand for family planning satisfied by modern methods	...
Men aged 15-49 years who are circumcised	Not applicable
Voluntary medical male circumcisions performed according to national standards	Not applicable
People who received PrEP at least once during the reporting period	...
Harm reduction	
— Use of sterile injecting equipment at last injection	...
— Needles and syringes distributed per person who injects	...
— Coverage of opioid substitution therapy	...
— Naloxone available (2019)	No
— Safe injection rooms available (2019)	No

## EPIDEMIC ESTIMATES

	2010	2015	2018
<b>New HIV infections</b>			
New HIV infections (all ages)	2700 [2600–2800]	2300 [2200–2400]	1900 [1800–2000]
New HIV infections (0–14)	720 [540–870]	<500 [<500–600]	<500 [<500– <500]
New HIV infections (women, 15+)	1200 [1100–1200]	1000 [990–1100]	920 [860–980]
New HIV infections (men, 15+)	810 [740–890]	730 [680–810]	650 [590–710]
HIV incidence per 1000 population	0.71 [0.68–0.75]	0.52 [0.5–0.54]	0.39 [0.38–0.41]
<b>AIDS-related deaths</b>			
AIDS-related deaths (all ages)	2700 [2600–2900]	2300 [2100–2500]	1800 [1700–1900]
AIDS-related deaths (0–14)	590 [<500–680]	<500 [<500–510]	<500 [<500– <500]
AIDS-related deaths (women, 15+)	1200 [1200–1300]	980 [900–1100]	590 [510–670]
AIDS-related deaths (men, 15+)	890 [820–980]	940 [870–1000]	920 [870–980]
<b>People living with HIV</b>			
People living with HIV (all ages)	41 000 [37 000–46 000]	40 000 [37 000–45 000]	39 000 [36 000–44 000]
People living with HIV (0–14)	5500 [4500–6100]	4600 [3700–5300]	3700 [3000–4400]
People living with HIV (women, 15+)	21 000 [19 000–24 000]	21 000 [20 000–24 000]	22 000 [20 000–24 000]
People living with HIV (men, 15+)	14 000 [13 000–16 000]	14 000 [13 000–16 000]	14 000 [12 000–15 000]
HIV prevalence (15–49)	1.7 [1.5–2]	1.4 [1.3–1.6]	1.3 [1.1–1.4]

## LAWS AND POLICIES

Laws criminalizing the transmission of, non-disclosure of or exposure to HIV transmission	Yes
Criminalization of sex work among consenting adults	Any criminalization or punitive regulation of sex work
Criminalization of same-sex sexual acts	Yes, imprisonment (up to 14 years)
Drug use or possession for personal use is an offence	Possession of drugs for personal use or drug use and/or consumption are specified as criminal offences
Criminalization of transgender people	...
Laws or policies restricting the entry, stay and residence of people living with HIV	No
Parental consent for adolescents to access HIV testing	Yes, for adolescents younger than 14 years
Spousal consent for married women to access sexual and reproductive health services	No
Mandatory HIV testing for marriage, work or residence permits or for certain groups	No

## STIGMA AND DISCRIMINATION

Percentage of women and men aged 15–49 years who report discriminatory attitudes towards people living with HIV	<b>2007</b>	<b>2013</b>
	51.5	52.7
Percentage of people living with HIV denied health services because of their HIV status in the last 12 months		<b>2013</b>
		2.484472
Percentage of people living with HIV who reported a health-care professional told others about their HIV status without their consent		<b>2013</b>
		15.73499

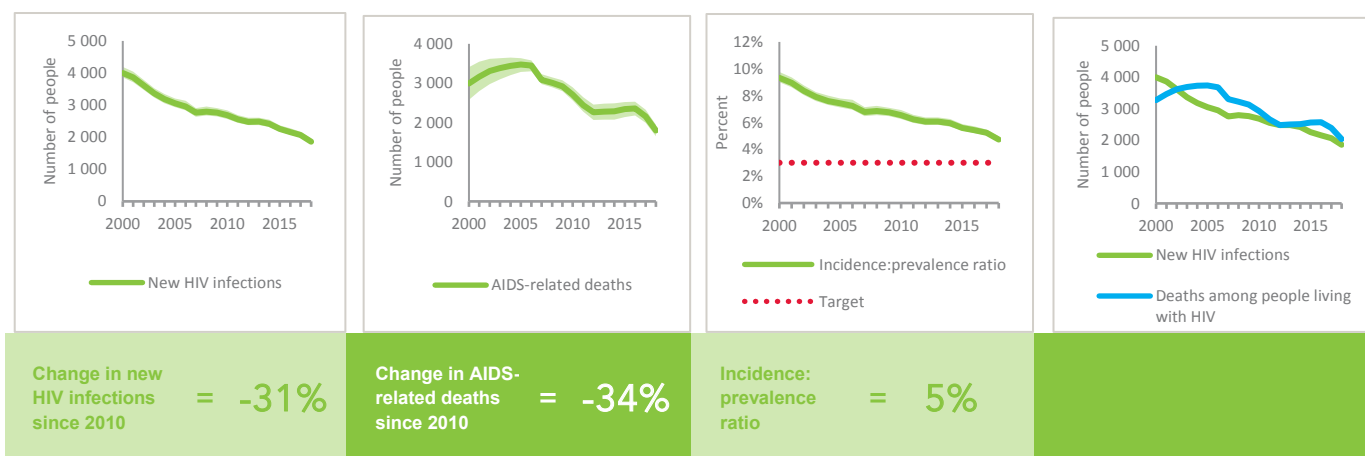
## VIOLENCE

Proportion of ever-married or partnered women aged 15–49 years who experienced physical or sexual violence from a male intimate partner in the past 12 months

## EXPENDITURES

	Financing sources					Total
	Domestic private	Domestic public	International: PEPFAR	International: Global Fund	International: all others	
Last available report: 2015	\$8130	...	...	\$10 272 345	...	\$10 280 475

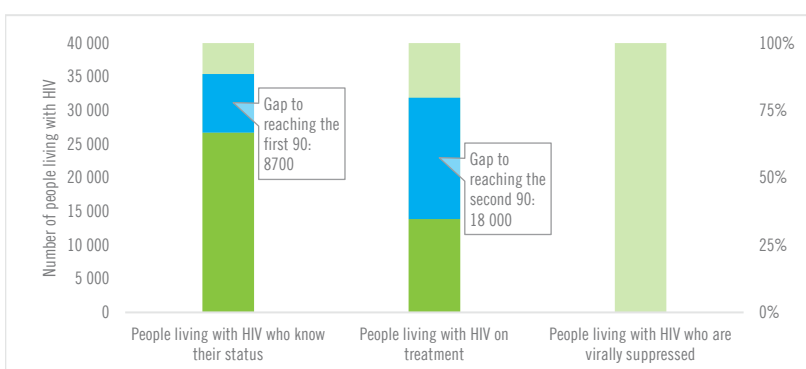
## EPIDEMIC TRANSITION METRICS



## KEY POPULATIONS

	Sex workers	Gay men and other men who have sex with men	People who inject drugs	Transgender people	Prisoners
Estimated size of population	...	...	...	...	...
HIV prevalence	...	...	...	...	...
Know their HIV status	...	...	...	...	...
Antiretroviral therapy coverage	...	...	...	...	...
Condom use	83.4%	...	57.0%	80.0%	...
Coverage of HIV prevention programmes	...	...	...	...	...
Avoidance of health care because of stigma and discrimination	...	...	...	...	...
Expenditures (0)	...	...	...	...	...

## HIV TESTING AND TREATMENT CASCADE



	68% [62–76%]	35% [32–39%] 13 900	...% [...–...%]
All ages			
Children (0–14)	18% [14–21%]	18% [14–21%] 680	...% [...–...%]
Women (15+)	85% [78–94%]	45% [41–49%] 9800	...% [...–...%]
Men (15+)	54% [49–61%]	25% [22–28%] 3400	...% [...–...%]

## ELIMINATION OF MOTHER-TO-CHILD TRANSMISSION

	2010	2018
Percentage of pregnant women living with HIV accessing antiretroviral medicines	23% [18–28%]	93% [70– >95%]
Early infant diagnosis	4.6% [3.8–6.0%]	14.7% [12.5–19.4%]

## HIV COMORBIDITIES

Estimated number of incident tuberculosis cases among people living with HIV (2017)	2200 [1400–3200]
People living with HIV who started TB preventive therapy (2017)	...
Cervical cancer screening of women living with HIV	...
People coinfectd with HIV and hepatitis B virus receiving combined treatment	...
People coinfectd with HIV and hepatitis C virus starting hepatitis C treatment	...

## HIV PREVENTION

Adults aged 15+ years with unsuppressed viral load	...
Knowledge of HIV prevention among young people aged 15–24 years	...
— Women	...
— Men	...
Condom use at last sex with a non-marital, non-cohabiting partner	...
— Women	...
— Men	...
Women aged 15–49 years who have their demand for family planning satisfied by modern methods	...
Men aged 15–49 years who are circumcised	Not applicable
Voluntary medical male circumcisions performed according to national standards	Not applicable
People who received PrEP at least once during the reporting period	...
Harm reduction	...
— Use of sterile injecting equipment at last injection	...
— Needles and syringes distributed per person who injects	...
— Coverage of opioid substitution therapy	...
— Naloxone available (2019)	No
— Safe injection rooms available (2019)	No

## EPIDEMIC ESTIMATES

	2010	2015	2018
<b>New HIV infections</b>			
New HIV infections (all ages)	9400 [7300–12 000]	12 000 [9100–16 000]	14 000 [11 000–20 000]
New HIV infections (0–14)	2900 [2200–3800]	3100 [2300–4200]	3500 [2800–4900]
New HIV infections (women, 15+)	4100 [3000–5300]	5300 [4100–7400]	6700 [5000–9500]
New HIV infections (men, 15+)	2400 [1800–3200]	3200 [2500–4300]	4000 [2900–5700]
HIV incidence per 1000 population	0.65 [0.5–0.84]	0.69 [0.54–0.96]	0.78 [0.6–1.12]
<b>AIDS-related deaths</b>			
AIDS-related deaths (all ages)	5300 [4100–6700]	6500 [4800–8400]	6500 [5000–8700]
AIDS-related deaths (0–14)	2000 [1600–2500]	2100 [1600–2700]	2200 [1700–3000]
AIDS-related deaths (women, 15+)	2000 [1600–2600]	2300 [1600–3000]	2400 [1700–3300]
AIDS-related deaths (men, 15+)	1200 [940–1700]	2100 [1600–2700]	1900 [1500–2500]
<b>People living with HIV</b>			
People living with HIV (all ages)	120 000 [94 000–140 000]	140 000 [110 000–170 000]	150 000 [120 000–190 000]
People living with HIV (0–14)	18 000 [15 000–22 000]	18 000 [15 000–23 000]	19 000 [15 000–24 000]
People living with HIV (women, 15+)	63 000 [50 000–75 000]	75 000 [59 000–92 000]	85 000 [68 000–110 000]
People living with HIV (men, 15+)	38 000 [30 000–45 000]	43 000 [33 000–51 000]	48 000 [38 000–59 000]
HIV prevalence (15–49)	1.4 [1.1–1.6]	1.3 [1.1–1.6]	1.4 [1.1–1.7]

## LAWS AND POLICIES

Laws criminalizing the transmission of, non-disclosure of or exposure to HIV transmission	Yes
Criminalization of sex work among consenting adults	Sex work is not subject to punitive regulations or is not criminalized
Criminalization of same-sex sexual acts	Laws penalizing same-sex sexual acts have been decriminalized or never existed
Drug use or possession for personal use is an offence	Possession of drugs for personal use or drug use and/or consumption are specified as criminal offences
Criminalization of transgender people	Neither criminalized nor prosecuted
Laws or policies restricting the entry, stay and residence of people living with HIV	No
Parental consent for adolescents to access HIV testing	Yes, for adolescents younger than 18 years
Spousal consent for married women to access sexual and reproductive health services	No
Mandatory HIV testing for marriage, work or residence permits or for certain groups	No

## STIGMA AND DISCRIMINATION

	2013	2015
Percentage of women and men aged 15–49 years who report discriminatory attitudes towards people living with HIV	45.8	55.9

Percentage of people living with HIV denied health services because of their HIV status in the last 12 months

Percentage of people living with HIV who reported a health-care professional told others about their HIV status without their consent

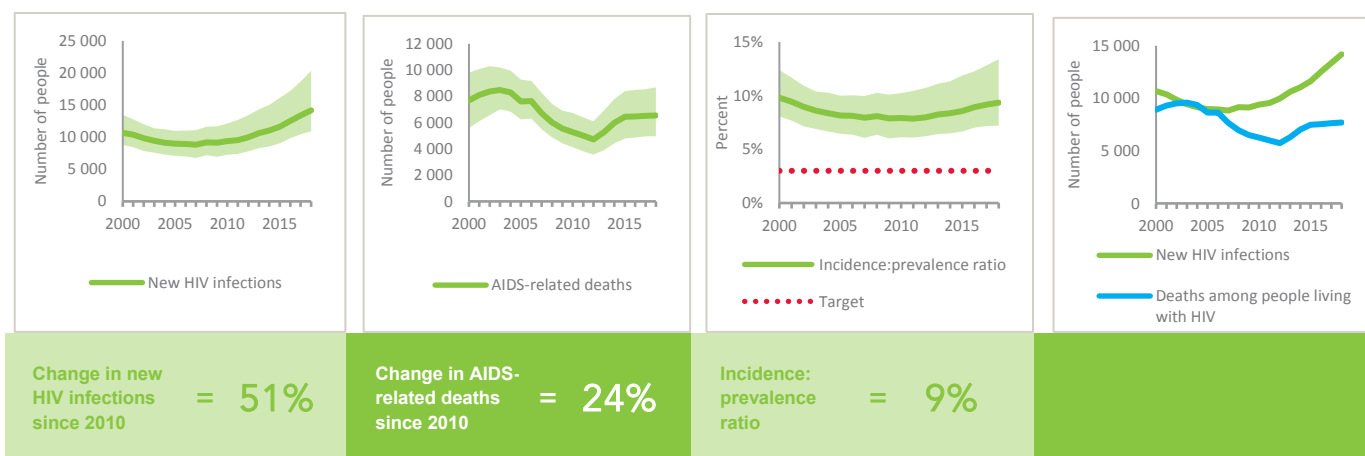
## VIOLENCE

	2006	2013
Proportion of ever-married or partnered women aged 15–49 years who experienced physical or sexual violence from a male intimate partner in the past 12 months	21.5	26.9

## EXPENDITURES

	Financing sources					Total
	Domestic private	Domestic public	International: PEPFAR	International: Global Fund	International: all others	
Last available report: 2012	\$207 918	\$6 136 480	\$388 726	\$9 560 778	\$3 322 622	\$21 794 990

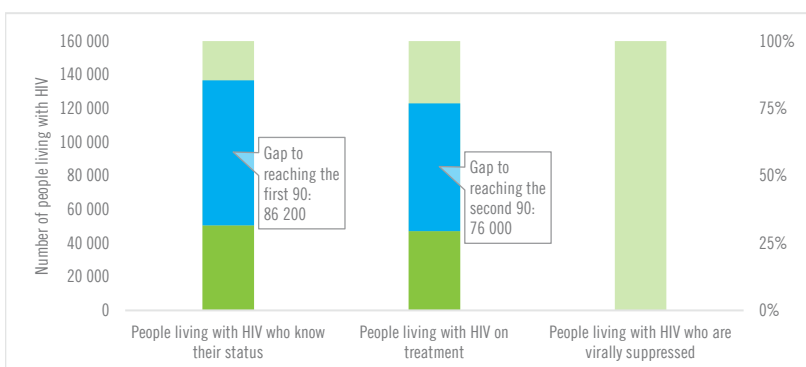
## EPIDEMIC TRANSITION METRICS



## KEY POPULATIONS

	Sex workers	Gay men and other men who have sex with men	People who inject drugs	Transgender people	Prisoners
Estimated size of population	...	...	...	...	...
HIV prevalence	...	13.7%	...	...	1.4%
Know their HIV status	...	...	...	...	...
Antiretroviral therapy coverage	...	...	...	...	...
Condom use	...	76.9%	...	...	...
Coverage of HIV prevention programmes	...	...	...	...	...
Avoidance of health care because of stigma and discrimination	...	...	...	...	...
Expenditures (0)	...	...	...	...	...

## HIV TESTING AND TREATMENT CASCADE



	2010	2018
Percentage of pregnant women living with HIV accessing antiretroviral medicines	28% [22–34%]	24% [19–31%]
Early infant diagnosis	6.1% [5.0–7.7%]	13.8% [10.7–16.9%]

## ELIMINATION OF MOTHER-TO-CHILD TRANSMISSION

	2010	2018
Percentage of pregnant women living with HIV accessing antiretroviral medicines	28% [22–34%]	24% [19–31%]
Early infant diagnosis	6.1% [5.0–7.7%]	13.8% [10.7–16.9%]

## HIV COMORBIDITIES

Estimated number of incident tuberculosis cases among people living with HIV (2017)	1200 [740–1700]
People living with HIV who started TB preventive therapy (2017)	37%
Cervical cancer screening of women living with HIV	...
People coinfecting with HIV and hepatitis B virus receiving combined treatment	...
People coinfecting with HIV and hepatitis C virus starting hepatitis C treatment	...

## HIV PREVENTION

Adults aged 15+ years with unsuppressed viral load	...
Knowledge of HIV prevention among young people aged 15–24 years (2015)	
— Women	20.4%
— Men	28.7%
Condom use at last sex with a non-marital, non-cohabiting partner	
— Women	...
— Men	...
Women aged 15–49 years who have their demand for family planning satisfied by modern methods	...
Men aged 15–49 years who are circumcised	Not applicable
Voluntary medical male circumcisions performed according to national standards	Not applicable
People who received PrEP at least once during the reporting period	...
Harm reduction	
— Use of sterile injecting equipment at last injection	...
— Needles and syringes distributed per person who injects (2017)	2
— Coverage of opioid substitution therapy	...
— Naloxone available (2019)	No
— Safe injection rooms available (2019)	No

## EPIDEMIC ESTIMATES

	2010	2015	2018
<b>New HIV infections</b>			
New HIV infections (all ages)	<500 [<200– <500]	<200 [<100– <500]	<200 [<100– <500]
New HIV infections (0–14)	<100 [<100– <100]	<100 [<100– <100]	<100 [<100– <100]
New HIV infections (women, 15+)	<100 [<100– <100]	<100 [<100– <100]	<100 [<100– <100]
New HIV infections (men, 15+)	<200 [<100– <500]	<100 [<100– <200]	<100 [<100– <200]
HIV incidence per 1000 population	0.08 [0.05–0.12]	0.04 [0.02–0.07]	0.03 [0.02–0.07]
<b>AIDS-related deaths</b>			
AIDS-related deaths (all ages)	<500 [<500– <500]	<500 [<500– <500]	<500 [<200– <500]
AIDS-related deaths (0–14)	<100 [<100– <100]	<100 [<100– <100]	<100 [<100– <100]
AIDS-related deaths (women, 15+)	<100 [<100– <100]	<100 [<100– <100]	<100 [<100– <100]
AIDS-related deaths (men, 15+)	<500 [<200– <500]	<500 [<200– <500]	<200 [<200– <500]
<b>People living with HIV</b>			
People living with HIV (all ages)	7100 [5900–8400]	6100 [5000–7600]	5600 [4500–7200]
People living with HIV (0–14)	<500 [<500– <500]	<500 [<500– <500]	<500 [<500– <500]
People living with HIV (women, 15+)	2200 [1900–2500]	2100 [1800–2500]	2000 [1700–2500]
People living with HIV (men, 15+)	4500 [3700–5500]	3700 [2900–4700]	3200 [2600–4300]
HIV prevalence (15–49)	0.4 [0.3–0.4]	0.3 [0.2–0.3]	0.2 [0.2–0.3]

## LAWS AND POLICIES

Laws criminalizing the transmission of, non-disclosure of or exposure to HIV transmission	Yes
Criminalization of sex work among consenting adults	Any criminalization or punitive regulation of sex work
Criminalization of same-sex sexual acts	Yes, death penalty
Drug use or possession for personal use is an offence	Possession of drugs for personal use or drug use and/or consumption are specified as criminal offences
Criminalization of transgender people	Neither criminalized nor prosecuted
Laws or policies restricting the entry, stay and residence of people living with HIV	No
Parental consent for adolescents to access HIV testing	Yes, for adolescents younger than 18 years
Spousal consent for married women to access sexual and reproductive health services	Yes
Mandatory HIV testing for marriage, work or residence permits or for certain groups	No

## STIGMA AND DISCRIMINATION

	2011	2015
Percentage of women and men aged 15–49 years who report discriminatory attitudes towards people living with HIV (2011 refers to women only)	70.5	76

Percentage of people living with HIV denied health services because of their HIV status in the last 12 months

Percentage of people living with HIV who reported a health-care professional told others about their HIV status without their consent

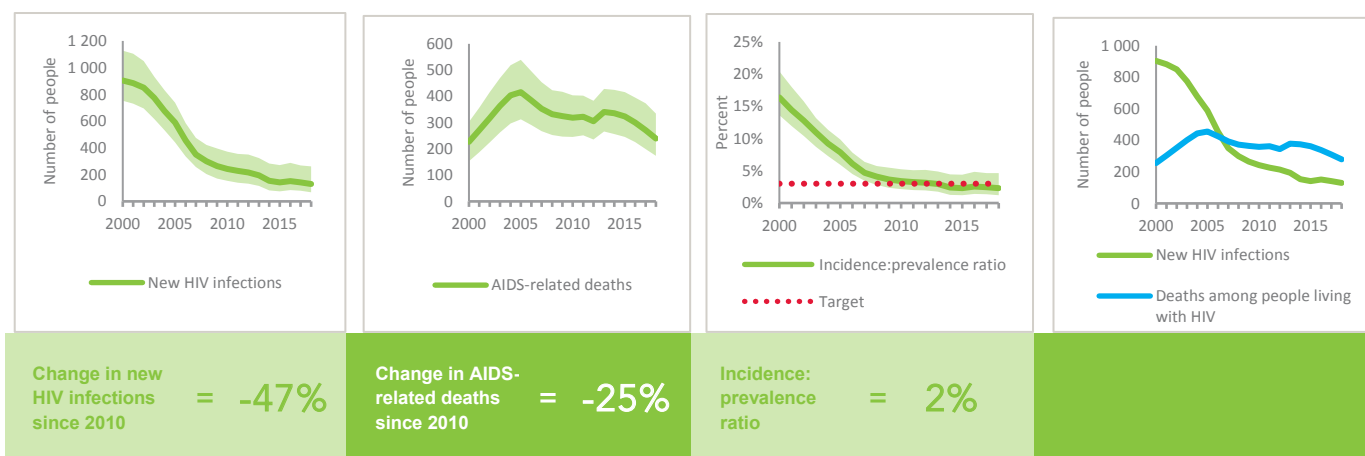
## VIOLENCE

Proportion of ever-married or partnered women aged 15–49 years who experienced physical or sexual violence from a male intimate partner in the past 12 months

## EXPENDITURES

	Financing sources					Total
	Domestic private	Domestic public	International: PEPFAR	International: Global Fund	International: all others	
Last available report: 2018	\$186 196	\$1 154 286	...	\$2 247 167	...	\$3 587 649

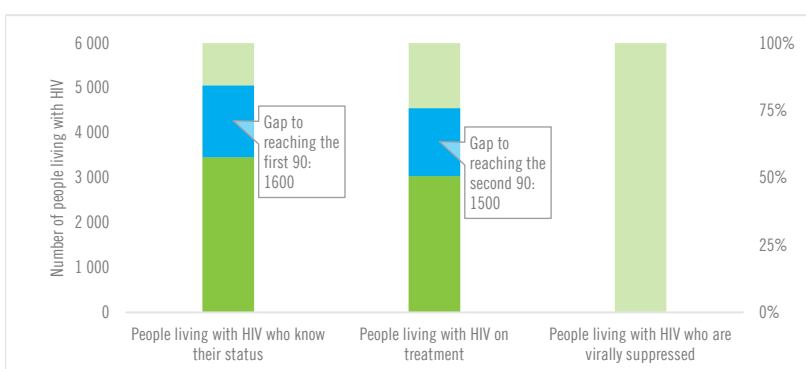
## EPIDEMIC TRANSITION METRICS



## KEY POPULATIONS

	Sex workers	Gay men and other men who have sex with men	People who inject drugs	Transgender people	Prisoners
Estimated size of population	...	...	...	...	...
HIV prevalence	4.0%	...	...	...	2.9%
Know their HIV status	...	...	...	...	...
Antiretroviral therapy coverage	...	...	...	...	...
Condom use	...	...	...	...	...
Coverage of HIV prevention programmes	...	...	...	...	...
Avoidance of health care because of stigma and discrimination	...	...	...	...	...
Expenditures (0)	...	...	...	...	...

## HIV TESTING AND TREATMENT CASCADE



	62% [50–79%]	54% [44–69%] 3000	...% [...–...%]
All ages			
Children (0–14)	54% [46–66%]	54% [46–66%] 180	...% [...–...%]
Women (15+)	77% [64–95%]	75% [63–93%] 1500	...% [...–...%]
Men (15+)	53% [42–70%]	41% [32–54%] 1300	...% [...–...%]

## ELIMINATION OF MOTHER-TO-CHILD TRANSMISSION

	2010	2018
Percentage of pregnant women living with HIV accessing antiretroviral medicines	16% [14–19%]	38% [31–47%]
Early infant diagnosis	...% [...–...%]	...% [...–...%]

## HIV COMORBIDITIES

Estimated number of incident tuberculosis cases among people living with HIV (2017)	160 [68–300]
People living with HIV who started TB preventive therapy (2017)	...
Cervical cancer screening of women living with HIV	...
People coinfecting with HIV and hepatitis B virus receiving combined treatment	...
People coinfecting with HIV and hepatitis C virus starting hepatitis C treatment	...

## HIV PREVENTION

Adults aged 15+ years with unsuppressed viral load	...
Knowledge of HIV prevention among young people aged 15–24 years (2015)	
— Women	8.3%
— Men	8.9%
Condom use at last sex with a non-marital, non-cohabiting partner	
— Women	...
— Men	...
Women aged 15–49 years who have their demand for family planning satisfied by modern methods	...
Men aged 15–49 years who are circumcised	Not applicable
Voluntary medical male circumcisions performed according to national standards	Not applicable
People who received PrEP at least once during the reporting period	...
Harm reduction	
— Use of sterile injecting equipment at last injection	...
— Needles and syringes distributed per person who injects	...
— Coverage of opioid substitution therapy	...
— Naloxone available (2019)	No
— Safe injection rooms available (2019)	No

## EPIDEMIC ESTIMATES

	2010	2015	2018
<b>New HIV infections</b>			
New HIV infections (all ages)	1500 [1100–2200]	1700 [1200–2400]	1700 [1200–2500]
New HIV infections (0–14)	<500 [<200– <500]	<500 [<500– <500]	<500 [<500–550]
New HIV infections (women, 15+)	620 [<500–920]	640 [<500–990]	640 [<500–990]
New HIV infections (men, 15+)	680 [<500–980]	680 [<500–1000]	670 [<500–1000]
HIV incidence per 1000 population	0.1 [0.07–0.14]	0.09 [0.06–0.13]	0.08 [0.06–0.12]
<b>AIDS-related deaths</b>			
AIDS-related deaths (all ages)	1700 [1300–2100]	1500 [1200–2000]	1200 [970–1700]
AIDS-related deaths (0–14)	<500 [<500– <500]	<500 [<200– <500]	<500 [<200– <500]
AIDS-related deaths (women, 15+)	<500 [<500–600]	<500 [<500– <500]	<500 [<500– <500]
AIDS-related deaths (men, 15+)	860 [650–1100]	970 [770–1200]	720 [560–970]
<b>People living with HIV</b>			
People living with HIV (all ages)	37 000 [32 000–42 000]	37 000 [31 000–43 000]	36 000 [30 000–43 000]
People living with HIV (0–14)	3800 [3200–4400]	2900 [2400–3500]	2500 [2100–3200]
People living with HIV (women, 15+)	15 000 [13 000–17 000]	17 000 [14 000–19 000]	17 000 [15 000–21 000]
People living with HIV (men, 15+)	18 000 [15 000–20 000]	17 000 [14 000–20 000]	16 000 [14 000–20 000]
HIV prevalence (15–49)	0.4 [0.4–0.5]	0.3 [0.3–0.4]	0.3 [0.2–0.3]

## LAWS AND POLICIES

Laws criminalizing the transmission of, non-disclosure of or exposure to HIV transmission	Yes
Criminalization of sex work among consenting adults	Any criminalization or punitive regulation of sex work
Criminalization of same-sex sexual acts	Yes, imprisonment (up to 14 years)
Drug use or possession for personal use is an offence	Possession of drugs for personal use or drug use and/or consumption are specified as criminal offences
Criminalization of transgender people	Neither criminalized nor prosecuted
Laws or policies restricting the entry, stay and residence of people living with HIV	No
Parental consent for adolescents to access HIV testing	Yes, for adolescents younger than 16 years
Spousal consent for married women to access sexual and reproductive health services	No
Mandatory HIV testing for marriage, work or residence permits or for certain groups	No

## STIGMA AND DISCRIMINATION

Percentage of women and men aged 15–49 years who report discriminatory attitudes towards people living with HIV

Percentage of people living with HIV denied health services because of their HIV status in the last 12 months

Percentage of people living with HIV who reported a health-care professional told others about their HIV status without their consent

## VIOLENCE

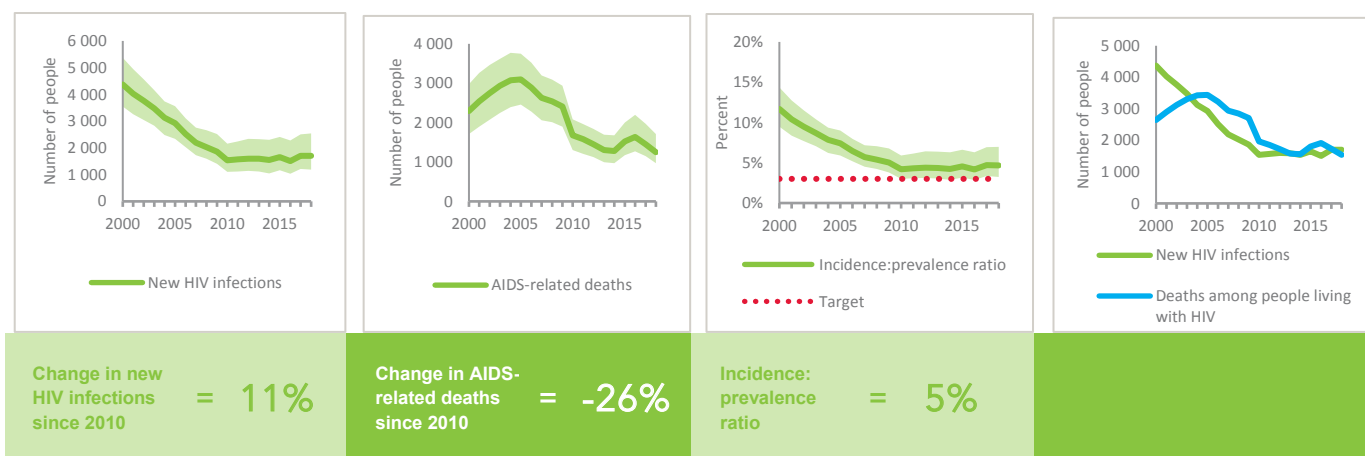
Proportion of ever-married or partnered women aged 15–49 years who experienced physical or sexual violence from a male intimate partner in the past 12 months

## EXPENDITURES

	Financing sources					Total
	Domestic private	Domestic public	International: PEPFAR	International: Global Fund	International: all others	
Last available report: 2017	...	\$245 636	\$155 413	\$18 825 476	\$12 990 061	\$32 216 586



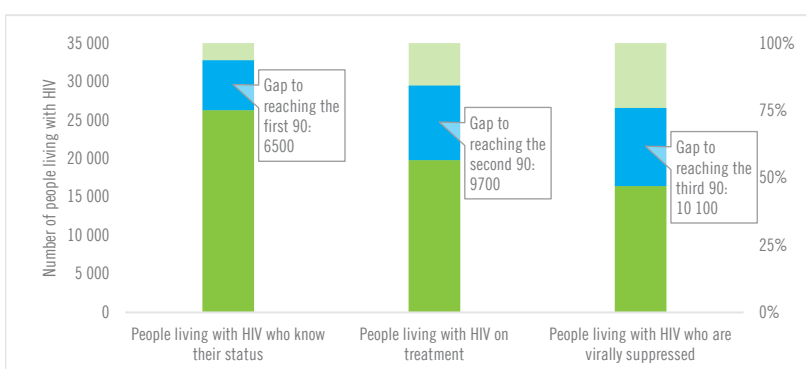
## EPIDEMIC TRANSITION METRICS



## KEY POPULATIONS

	Sex workers	Gay men and other men who have sex with men	People who inject drugs	Transgender people	Prisoners
Estimated size of population	...	...	...	...	...
HIV prevalence	17.0%	...	...	...	1.9%
Know their HIV status	35.7%	38.7%	...	...	...
Antiretroviral therapy coverage	...	...	...	...	...
Condom use	88.0%	78.9%	...	...	...
Coverage of HIV prevention programmes	59.1%	46.4%	...	...	...
Avoidance of health care because of stigma and discrimination	...	...	...	...	...
Expenditures (2017)	\$0	\$0	\$0	...	...

## HIV TESTING AND TREATMENT CASCADE



	72% [60–86%]	54% [45–65%] 19 800	45% [38–54%]
All ages			
Children (0–14)	52% [42–66%]	52% [42–66%] 1300	40% [32–50%]
Women (15+)	85% [71–>95%]	69% [58–82%] 12 000	58% [48–69%]
Men (15+)	62% [51–73%]	39% [32–46%] 6400	33% [27–39%]

## ELIMINATION OF MOTHER-TO-CHILD TRANSMISSION

	2010	2018
Percentage of pregnant women living with HIV accessing antiretroviral medicines	>95% [>95–>95%]	58% [48–70%]
Early infant diagnosis	...% [...–...%]	7.7% [6.4–9.3%]

## HIV COMORBIDITIES

Estimated number of incident tuberculosis cases among people living with HIV (2017)	830 [530–1200]
People living with HIV who started TB preventive therapy (2017)	...
Cervical cancer screening of women living with HIV	...
People coinfecting with HIV and hepatitis B virus receiving combined treatment (2018)	8%
People coinfecting with HIV and hepatitis C virus starting hepatitis C treatment	...

## HIV PREVENTION

Adults aged 15+ years with unsuppressed viral load	0.2%
Knowledge of HIV prevention among young people aged 15–24 years (2016)	
— Women	15.8%
— Men	25.5%
Condom use at last sex with a non-marital, non-cohabiting partner	
— Women	...
— Men	...
Women aged 15–49 years who have their demand for family planning satisfied by modern methods	...
Men aged 15–49 years who are circumcised	Not applicable
Voluntary medical male circumcisions performed according to national standards	Not applicable
People who received PrEP at least once during the reporting period	...
Harm reduction	
— Use of sterile injecting equipment at last injection	...
— Needles and syringes distributed per person who injects	...
— Coverage of opioid substitution therapy	...
— Naloxone available (2019)	No
— Safe injection rooms available (2019)	No

## EPIDEMIC ESTIMATES

	2010	2015	2018
<b>New HIV infections</b>			
New HIV infections (all ages)	120 000 [74 000–190 000]	110 000 [71 000–180 000]	130 000 [77 000–200 000]
New HIV infections (0–14)	26 000 [15 000–41 000]	20 000 [11 000–32 000]	24 000 [14 000–38 000]
New HIV infections (women, 15+)	50 000 [30 000–80 000]	51 000 [31 000–81 000]	55 000 [33 000–87 000]
New HIV infections (men, 15+)	44 000 [26 000–72 000]	44 000 [26 000–73 000]	47 000 [28 000–77 000]
HIV incidence per 1000 population	0.77 [0.47–1.21]	0.65 [0.4–1.02]	0.65 [0.4–1.03]
<b>AIDS-related deaths</b>			
AIDS-related deaths (all ages)	72 000 [42 000–120 000]	51 000 [30 000–85 000]	53 000 [31 000–89 000]
AIDS-related deaths (0–14)	18 000 [9600–30 000]	13 000 [7000–22 000]	14 000 [7400–23 000]
AIDS-related deaths (women, 15+)	25 000 [13 000–44 000]	14 000 [7400–25 000]	14 000 [7300–25 000]
AIDS-related deaths (men, 15+)	30 000 [17 000–49 000]	24 000 [14 000–40 000]	26 000 [15 000–42 000]
<b>People living with HIV</b>			
People living with HIV (all ages)	1 500 000 [1 100 000–2 100 000]	1 700 000 [1 300 000–2 300 000]	1 900 000 [1 400 000–2 600 000]
People living with HIV (0–14)	150 000 [97 000–230 000]	140 000 [91 000–220 000]	140 000 [91 000–220 000]
People living with HIV (women, 15+)	740 000 [560 000–980 000]	890 000 [670 000–1 200 000]	1 000 000 [750 000–1 300 000]
People living with HIV (men, 15+)	640 000 [470 000–870 000]	710 000 [530 000–970 000]	770 000 [570 000–1 000 000]
HIV prevalence (15–49)	1.6 [1.2–2.1]	1.6 [1.1–2.1]	1.5 [1.1–2.1]

## LAWS AND POLICIES

Laws criminalizing the transmission of, non-disclosure of or exposure to HIV transmission	Yes
Criminalization of sex work among consenting adults	Any criminalization or punitive regulation of sex work
Criminalization of same-sex sexual acts	Yes, imprisonment (up to 14 years)
Drug use or possession for personal use is an offence	...
Criminalization of transgender people	Neither criminalized nor prosecuted
Laws or policies restricting the entry, stay and residence of people living with HIV	No
Parental consent for adolescents to access HIV testing	Yes, for adolescents younger than 18 years
Spousal consent for married women to access sexual and reproductive health services	No
Mandatory HIV testing for marriage, work or residence permits or for certain groups	No

## STIGMA AND DISCRIMINATION

	2013	2016
Percentage of women and men aged 15–49 years who report discriminatory attitudes towards people living with HIV	46.8	52.8

Percentage of people living with HIV denied health services because of their HIV status in the last 12 months

Percentage of people living with HIV who reported a health-care professional told others about their HIV status without their consent

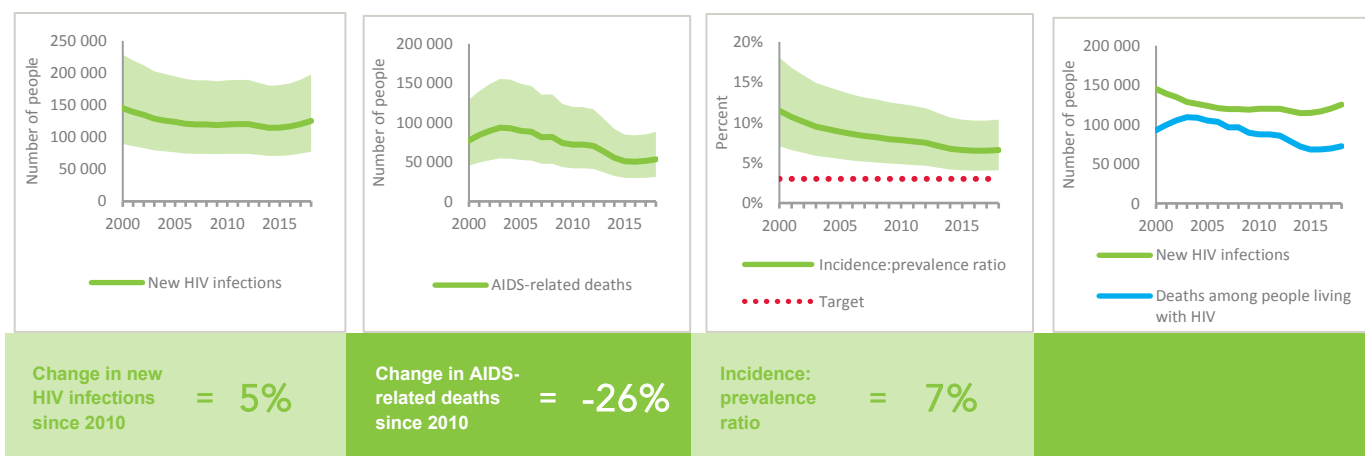
## VIOLENCE

	2008	2013
Proportion of ever-married or partnered women aged 15–49 years who experienced physical or sexual violence from a male intimate partner in the past 12 months	14.7	11

## EXPENDITURES

	Financing sources					Total
	Domestic private	Domestic public	International: PEPFAR	International: Global Fund	International: all others	
Last available report: 2018	...	\$1 477 615	\$355 972 445	\$73 035 769	...	\$439 485 829

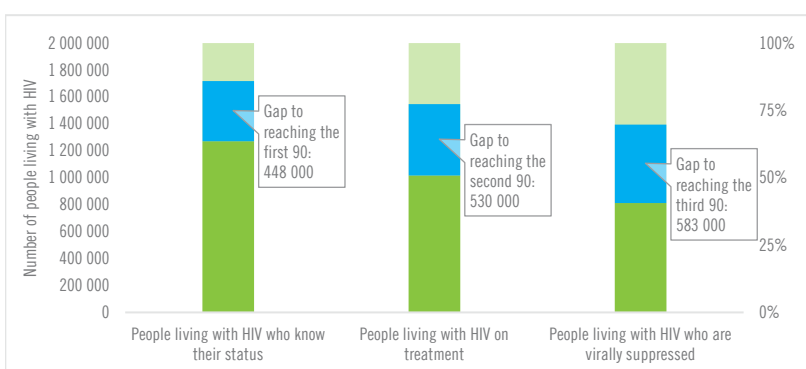
## EPIDEMIC TRANSITION METRICS



## KEY POPULATIONS

	Sex workers	Gay men and other men who have sex with men	People who inject drugs	Transgender people	Prisoners
Estimated size of population	...	...	...	...	...
HIV prevalence	14.4%	23.0%	3.4%	...	...
Know their HIV status	...	...	...	...	...
Antiretroviral therapy coverage	...	...	...	...	...
Condom use	98.1%	...	83.2%	...	...
Coverage of HIV prevention programmes	...	...	...	...	...
Avoidance of health care because of stigma and discrimination	...	...	...	...	...
Expenditures (2016)	\$19 577 441	\$7 593 767	\$8 398 306		

## HIV TESTING AND TREATMENT CASCADE



	67% [49-89%]	53% [40-71%]	42% [32-57%]
All ages		1 016 000	
Children (0-14)	35% [22-53%]	35% [22-53%] 50 200	...% [...-...%]
Women (15+)	74% [55- >95%]	68% [51-90%] 678 000	...% [...-...%]
Men (15+)	63% [47-85%]	37% [28-51%] 288 000	...% [...-...%]

## ELIMINATION OF MOTHER-TO-CHILD TRANSMISSION

	2010	2018
Percentage of pregnant women living with HIV accessing antiretroviral medicines	27% [18-38%]	44% [28-62%]
Early infant diagnosis	9.7% [6.8-14.9%]	18.1% [12.8-28.0%]

## HIV COMORBIDITIES

Estimated number of incident tuberculosis cases among people living with HIV (2017)	58 000 [37 000-85 000]
People living with HIV who started TB preventive therapy (2017)	39.5%
Cervical cancer screening of women living with HIV	...
People coinfecting with HIV and hepatitis B virus receiving combined treatment	...
People coinfecting with HIV and hepatitis C virus starting hepatitis C treatment	...

## HIV PREVENTION

Adults aged 15+ years with unsuppressed viral load	...
Knowledge of HIV prevention among young people aged 15-24 years (2017)	
— Women	29.3%
— Men	27.9%

Condom use at last sex with a non-marital, non-cohabiting partner	
— Women	...
— Men	...

Women aged 15-49 years who have their demand for family planning satisfied by modern methods	...
--	-----

Men aged 15-49 years who are circumcised	Not applicable
--	----------------

Voluntary medical male circumcisions performed according to national standards	Not applicable
--	----------------

People who received PrEP at least once during the reporting period (2017)	364
---	-----

Harm reduction	
— Use of sterile injecting equipment at last injection	...
— Needles and syringes distributed per person who injects	...
— Coverage of opioid substitution therapy	...
— Naloxone available (2019)	No
— Safe injection rooms available (2019)	No

EPIDEMIC ESTIMATES

	2010	2015	2018
<b>New HIV infections</b>			
New HIV infections (all ages)	2100 [1700–2800]	1400 [970–2000]	1300 [860–1900]
New HIV infections (0–14)	880 [740–1100]	560 [<500–720]	<500 [<500–570]
New HIV infections (women, 15+)	770 [570–1100]	530 [<500–790]	550 [<500–810]
New HIV infections (men, 15+)	<500 [<500–660]	<500 [<500–<500]	<500 [<500–<500]
HIV incidence per 1000 population	0.17 [0.14–0.23]	0.1 [0.07–0.14]	0.08 [0.05–0.12]
<b>AIDS-related deaths</b>			
AIDS-related deaths (all ages)	1300 [1000–1800]	1700 [1300–2200]	1300 [1000–1600]
AIDS-related deaths (0–14)	640 [550–770]	540 [<500–650]	<500 [<500–<500]
AIDS-related deaths (women, 15+)	<500 [<500–530]	640 [<500–860]	<500 [<500–600]
AIDS-related deaths (men, 15+)	<500 [<500–<500]	510 [<500–650]	<500 [<500–550]
<b>People living with HIV</b>			
People living with HIV (all ages)	44 000 [39 000–50 000]	43 000 [38 000–49 000]	42 000 [37 000–47 000]
People living with HIV (0–14)	5700 [5000–6600]	5100 [4500–5900]	4500 [3700–5100]
People living with HIV (women, 15+)	25 000 [22 000–28 000]	25 000 [22 000–28 000]	25 000 [22 000–28 000]
People living with HIV (men, 15+)	14 000 [12 000–16 000]	13 000 [11 000–15 000]	12 000 [11 000–14 000]
HIV prevalence (15–49)	0.6 [0.5–0.6]	0.5 [0.4–0.5]	0.4 [0.4–0.5]

LAWS AND POLICIES

Laws criminalizing the transmission of, non-disclosure of or exposure to HIV transmission	Yes
Criminalization of sex work among consenting adults	Any criminalization or punitive regulation of sex work
Criminalization of same-sex sexual acts	Yes, imprisonment (up to 14 years)
Drug use or possession for personal use is an offence	Possession of drugs for personal use or drug use and/or consumption are specified as criminal offences
Criminalization of transgender people	Neither criminalized nor prosecuted
Laws or policies restricting the entry, stay and residence of people living with HIV	No
Parental consent for adolescents to access HIV testing	Yes, for adolescents younger than 14 years
Spousal consent for married women to access sexual and reproductive health services	No
Mandatory HIV testing for marriage, work or residence permits or for certain groups	No

STIGMA AND DISCRIMINATION

Percentage of women and men aged 15–49 years who report discriminatory attitudes towards people living with HIV	2013	2017
	53.4	65.5
Percentage of people living with HIV denied health services because of their HIV status in the last 12 months	2012	
	2.7	
Percentage of people living with HIV who reported a health-care professional told others about their HIV status without their consent	2012	
	3.1	

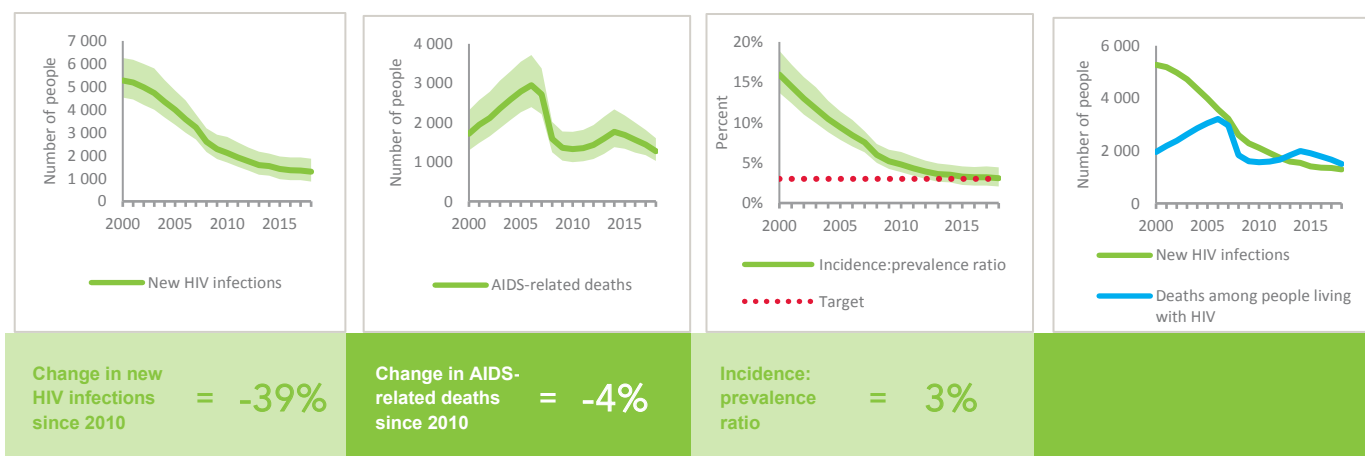
VIOLENCE

Proportion of ever-married or partnered women aged 15–49 years who experienced physical or sexual violence from a male intimate partner in the past 12 months	2017
	12.2

EXPENDITURES

	Financing sources					Total
	Domestic private	Domestic public	International: PEPFAR	International: Global Fund	International: all others	
Last available report: 2015	\$1 394 264	\$1 920 965	...	\$6 725 861	\$2 715 793	\$12 756 882

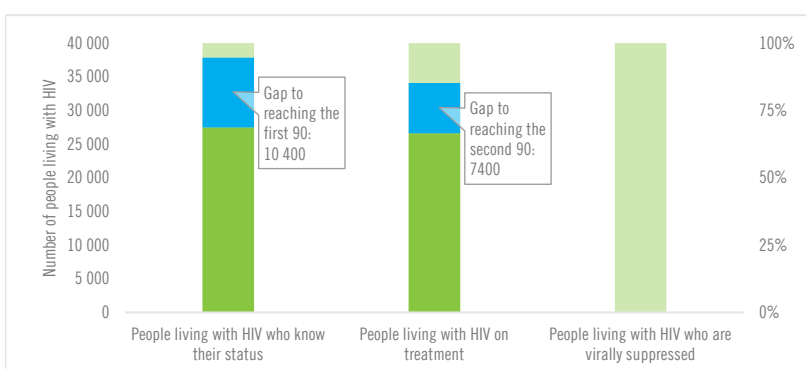
## EPIDEMIC TRANSITION METRICS



## KEY POPULATIONS

	Sex workers	Gay men and other men who have sex with men	People who inject drugs	Transgender people	Prisoners
Estimated size of population	...	...	3100	...	9500
HIV prevalence	6.6%	27.6%	1.6%	...	2.0%
Know their HIV status	...	63.4%	100%	...	...
Antiretroviral therapy coverage	19.7%	...	...	...	...
Condom use	94.1%	75.8%	...	...	...
Coverage of HIV prevention programmes	...	6.4%	...	...	...
Avoidance of health care because of stigma and discrimination	...	...	...	...	...
Expenditures (2015)	\$97 811	\$133 872	\$63 017		

## HIV TESTING AND TREATMENT CASCADE



	65% [57–74%]	63% [55–71%] 26 600	...% [...–...%]
All ages			
Children (0–14)	31% [26–35%]	31% [26–35%] 1400	...% [...–...%]
Women (15+)	74% [65–84%]	72% [63–81%] 18 000	...% [...–...%]
Men (15+)	60% [52–69%]	58% [50–66%] 7200	...% [...–...%]

## ELIMINATION OF MOTHER-TO-CHILD TRANSMISSION

	2010	2018
Percentage of pregnant women living with HIV accessing antiretroviral medicines	22% [19–25%]	65% [56–75%]
Early infant diagnosis	10.2% [8.9–11.8%]	23.8% [20.7–27.8%]

## HIV COMORBIDITIES

Estimated number of incident tuberculosis cases among people living with HIV (2017)	1200 [830–1600]
People living with HIV who started TB preventive therapy (2017)	2%
Cervical cancer screening of women living with HIV	...
People coinfectd with HIV and hepatitis B virus receiving combined treatment (2018)	95.9%
People coinfectd with HIV and hepatitis C virus starting hepatitis C treatment	...

## HIV PREVENTION

Adults aged 15+ years with unsuppressed viral load	...
Knowledge of HIV prevention among young people aged 15–24 years (2017)	
— Women	26.2%
— Men	33.1%
Condom use at last sex with a non-marital, non-cohabiting partner (2017)	
— Women	41.8%
— Men	70.8%
Women aged 15–49 years who have their demand for family planning satisfied by modern methods (2017)	54.1%
Men aged 15–49 years who are circumcised	Not applicable
Voluntary medical male circumcisions performed according to national standards	Not applicable
People who received PrEP at least once during the reporting period	...
Harm reduction	
— Use of sterile injecting equipment at last injection	...
— Needles and syringes distributed per person who injects (2018)	3
— Coverage of opioid substitution therapy (2018)	23.8%
— Naloxone available (2019)	Yes
— Safe injection rooms available (2019)	...

## EPIDEMIC ESTIMATES

	2010	2015	2018
<b>New HIV infections</b>			
New HIV infections (all ages)	5200 [4100–6500]	4700 [3400–6400]	4100 [2700–5700]
New HIV infections (0–14)	1300 [990–1700]	920 [670–1500]	680 [<500–930]
New HIV infections (women, 15+)	2300 [1800–2800]	2200 [1600–3000]	2000 [1300–2800]
New HIV infections (men, 15+)	1600 [1300–2100]	1600 [1100–2200]	1400 [900–2100]
HIV incidence per 1000 population	0.84 [0.67–1.05]	0.68 [0.48–0.92]	0.55 [0.36–0.77]
<b>AIDS-related deaths</b>			
AIDS-related deaths (all ages)	2900 [2400–3600]	2800 [2200–3500]	2100 [1600–2800]
AIDS-related deaths (0–14)	920 [700–1200]	740 [540–1000]	570 [<500–790]
AIDS-related deaths (women, 15+)	1100 [900–1400]	880 [650–1200]	630 [<500–840]
AIDS-related deaths (men, 15+)	880 [680–1100]	1200 [950–1500]	930 [700–1200]
<b>People living with HIV</b>			
People living with HIV (all ages)	58 000 [48 000–70 000]	66 000 [53 000–80 000]	70 000 [56 000–86 000]
People living with HIV (0–14)	7800 [6100–9700]	7400 [5800–9400]	6600 [5100–8500]
People living with HIV (women, 15+)	29 000 [25 000–36 000]	35 000 [29 000–43 000]	38 000 [31 000–47 000]
People living with HIV (men, 15+)	20 000 [17 000–25 000]	23 000 [19 000–28 000]	25 000 [19 000–31 000]
HIV prevalence (15–49)	1.5 [1.2–1.9]	1.5 [1.2–1.9]	1.5 [1.2–1.9]

## LAWS AND POLICIES

Laws criminalizing the transmission of, non-disclosure of or exposure to HIV transmission	Yes
Criminalization of sex work among consenting adults	Any criminalization or punitive regulation of sex work
Criminalization of same-sex sexual acts	Yes, imprisonment (up to 14 years)
Drug use or possession for personal use is an offence	Possession of drugs for personal use or drug use and/or consumption are specified as criminal offences
Criminalization of transgender people	Criminalized
Laws or policies restricting the entry, stay and residence of people living with HIV	No
Parental consent for adolescents to access HIV testing	Yes, for adolescents younger than 18 years
Spousal consent for married women to access sexual and reproductive health services	No
Mandatory HIV testing for marriage, work or residence permits or for certain groups	Yes

## STIGMA AND DISCRIMINATION

Percentage of women and men aged 15–49 years who report discriminatory attitudes towards people living with HIV	<b>2011</b>	<b>2017</b>
	51.2	72.1
Percentage of people living with HIV denied health services because of their HIV status in the last 12 months	<b>2013</b>	
		1.2131716
Percentage of people living with HIV who reported a health-care professional told others about their HIV status without their consent	<b>2013</b>	
		7.9722704

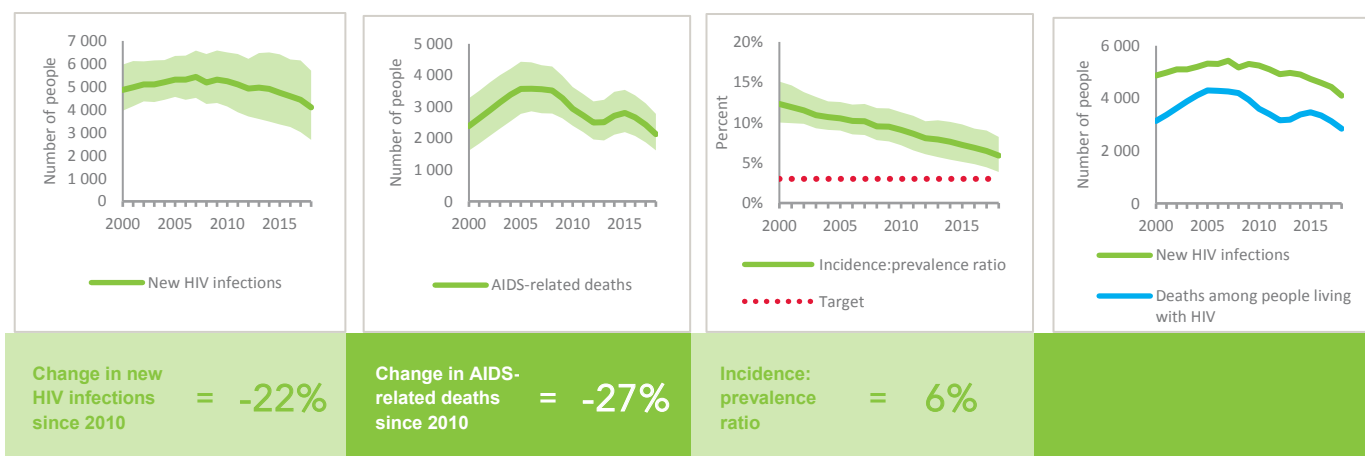
## VIOLENCE

Proportion of ever-married or partnered women aged 15–49 years who experienced physical or sexual violence from a male intimate partner in the past 12 months	<b>2013</b>
	28.6

## EXPENDITURES

	Financing sources					Total
	Domestic private	Domestic public	International: PEPFAR	International: Global Fund	International: all others	
Last available report: 2011	\$40 385	\$168 584	\$2 957 997	\$3000	\$3 394 829	\$20 905 243

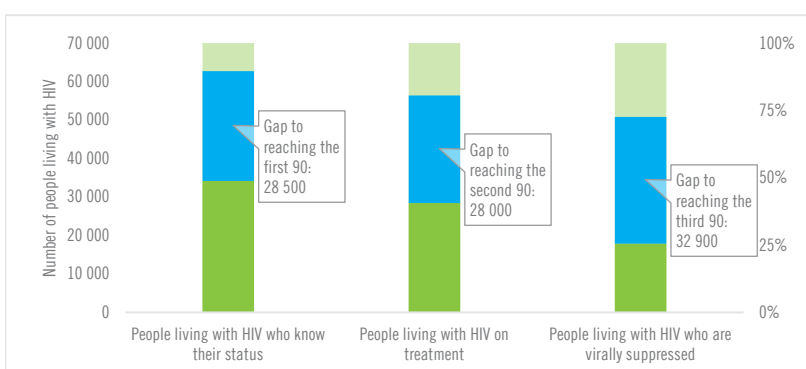
## EPIDEMIC TRANSITION METRICS



## KEY POPULATIONS

	Sex workers	Gay men and other men who have sex with men	People who inject drugs	Transgender people	Prisoners
Estimated size of population	...	...	...	...	...
HIV prevalence	6.7%	14.0%	8.5%	15.3%	8.7%
Know their HIV status	...	...	...	...	...
Antiretroviral therapy coverage	...	...	...	...	...
Condom use	14.9%	...	32.1%	...	...
Coverage of HIV prevention programmes	...	...	...	...	...
Avoidance of health care because of stigma and discrimination	...	...	...	...	...
Expenditures (0)	...	...	...	...	...

## HIV TESTING AND TREATMENT CASCADE



	2010	2018
All ages	49% [39–60%]	41% [33–50%] 28 400
Children (0–14)	17% [13–22%]	17% [13–22%] 1 100
Women (15+)	61% [49–75%]	53% [42–64%] 20 300
Men (15+)	38% [30–48%]	29% [22–36%] 7 000

## ELIMINATION OF MOTHER-TO-CHILD TRANSMISSION

	2010	2018
Percentage of pregnant women living with HIV accessing antiretroviral medicines	...% [...-...%]	...% [...-...%]
Early infant diagnosis	...% [...-...%]	...% [...-...%]

## HIV COMORBIDITIES

Estimated number of incident tuberculosis cases among people living with HIV (2017)	2800 [1800–4000]
People living with HIV who started TB preventive therapy (2017)	22.5%
Cervical cancer screening of women living with HIV	...
People coinfectd with HIV and hepatitis B virus receiving combined treatment	...
People coinfectd with HIV and hepatitis C virus starting hepatitis C treatment	...

## HIV PREVENTION

Adults aged 15+ years with unsuppressed viral load	1%
Knowledge of HIV prevention among young people aged 15–24 years	...
— Women	...
— Men	...
Condom use at last sex with a non-marital, non-cohabiting partner	...
— Women	...
— Men	...
Women aged 15–49 years who have their demand for family planning satisfied by modern methods	...
Men aged 15–49 years who are circumcised	Not applicable
Voluntary medical male circumcisions performed according to national standards	Not applicable
People who received PrEP at least once during the reporting period	...
Harm reduction	
— Use of sterile injecting equipment at last injection (2014)	40.7%
— Needles and syringes distributed per person who injects	...
— Coverage of opioid substitution therapy	...
— Naloxone available (2019)	No
— Safe injection rooms available (2019)	Yes

## EPIDEMIC ESTIMATES

	2010	2015	2018
<b>New HIV infections</b>			
New HIV infections (all ages)	7200 [6700–7700]	5700 [5200–6000]	5000 [4600–5300]
New HIV infections (0–14)	2400 [1800–2900]	1400 [1000–1700]	1200 [910–1500]
New HIV infections (women, 15+)	3000 [2700–3200]	2600 [2400–2800]	2300 [2100–2400]
New HIV infections (men, 15+)	1900 [1700–2100]	1700 [1500–1900]	1500 [1300–1600]
HIV incidence per 1000 population	1.28 [1.18–1.37]	0.87 [0.8–0.93]	0.7 [0.65–0.75]
<b>AIDS-related deaths</b>			
AIDS-related deaths (all ages)	5700 [5100–6300]	4900 [4300–5400]	3800 [3300–4200]
AIDS-related deaths (0–14)	1800 [1400–2000]	1200 [910–1400]	980 [760–1100]
AIDS-related deaths (women, 15+)	2300 [1900–2800]	1900 [1600–2300]	1200 [1000–1500]
AIDS-related deaths (men, 15+)	1600 [1500–1800]	1800 [1600–2000]	1600 [1400–1700]
<b>People living with HIV</b>			
People living with HIV (all ages)	100 000 [96 000–110 000]	110 000 [99 000–120 000]	110 000 [100 000–120 000]
People living with HIV (0–14)	16 000 [14 000–18 000]	14 000 [12 000–16 000]	12 000 [11 000–14 000]
People living with HIV (women, 15+)	54 000 [50 000–58 000]	58 000 [53 000–62 000]	60 000 [56 000–65 000]
People living with HIV (men, 15+)	34 000 [31 000–37 000]	35 000 [32 000–38 000]	35 000 [32 000–38 000]
HIV prevalence (15–49)	2.9 [2.6–3.1]	2.5 [2.3–2.7]	2.3 [2.1–2.5]

## LAWS AND POLICIES

Laws criminalizing the transmission of, non-disclosure of or exposure to HIV transmission	Yes
Criminalization of sex work among consenting adults	Any criminalization or punitive regulation of sex work
Criminalization of same-sex sexual acts	Yes, imprisonment (up to 14 years)
Drug use or possession for personal use is an offence	Possession of drugs for personal use or drug use and/or consumption are specified as criminal offences
Criminalization of transgender people	Neither criminalized nor prosecuted
Laws or policies restricting the entry, stay and residence of people living with HIV	No
Parental consent for adolescents to access HIV testing	Yes, for adolescents younger than 14 years
Spousal consent for married women to access sexual and reproductive health services	No
Mandatory HIV testing for marriage, work or residence permits or for certain groups	No

## STIGMA AND DISCRIMINATION

Percentage of women and men aged 15–49 years who report discriminatory attitudes towards people living with HIV **2014**  
45.8

Percentage of people living with HIV denied health services because of their HIV status in the last 12 months

Percentage of people living with HIV who reported a health-care professional told others about their HIV status without their consent

## VIOLENCE

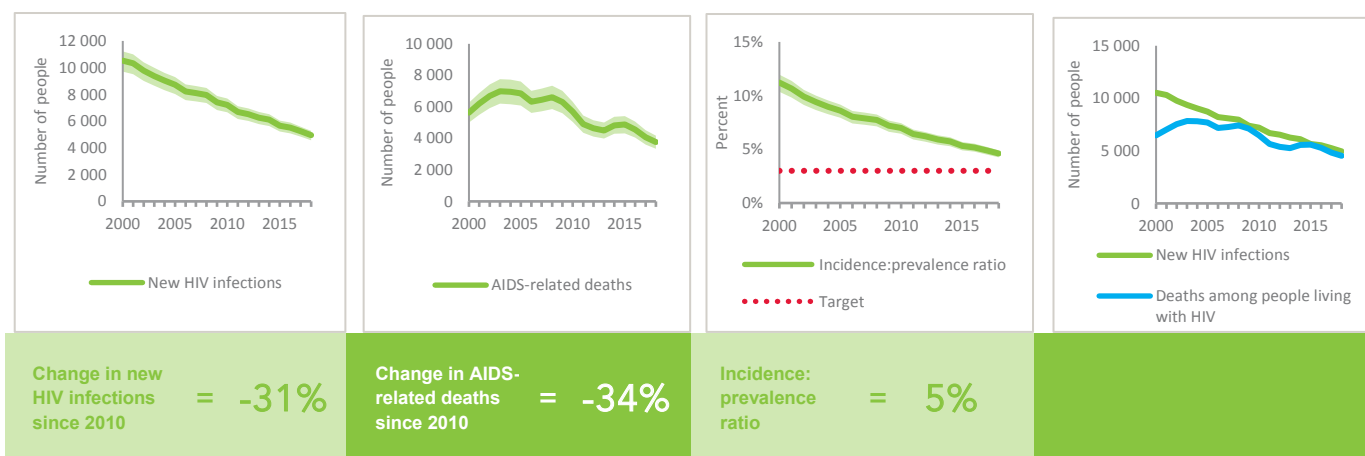
Proportion of ever-married or partnered women aged 15–49 years who experienced physical or sexual violence from a male intimate partner in the past 12 months **2014**  
12.7

## EXPENDITURES

	Financing sources					Total
	Domestic private	Domestic public	International: PEPFAR	International: Global Fund	International: all others	
Last available report: 2017	\$2 695 359	\$4 799 019	...	\$26 668 417	\$4 709 604	\$38 872 399



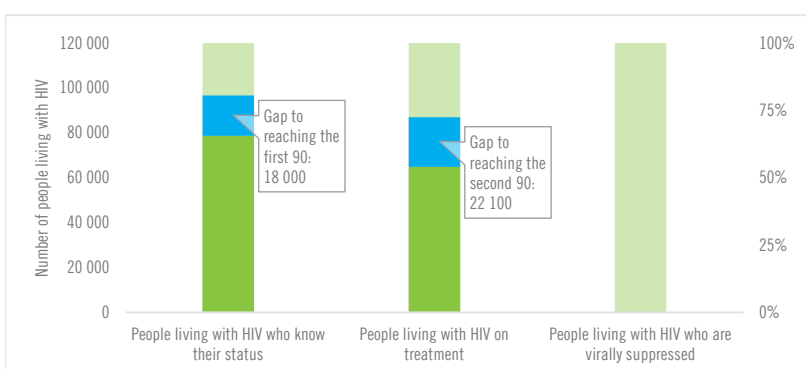
## EPIDEMIC TRANSITION METRICS



## KEY POPULATIONS

	Sex workers	Gay men and other men who have sex with men	People who inject drugs	Transgender people	Prisoners
Estimated size of population	...	...	...	...	5200
HIV prevalence	13.2%	22.0%	...	...	...
Know their HIV status	96.8%	95.4%	44.7%	...	...
Antiretroviral therapy coverage	23.7%	14.1%	1.0%	...	...
Condom use	86.4%	80.2%	...	...	...
Coverage of HIV prevention programmes	...	...	...	...	...
Avoidance of health care because of stigma and discrimination	...	...	...	...	...
Expenditures (2016)	\$162 508	\$403 423	\$0	...	...

## HIV TESTING AND TREATMENT CASCADE



	73% [68–79%]	60% [56–65%] 64 800	...% [...–...%]
All ages			
Children (0–14)	34% [29–38%]	34% [29–38%] 4200	...% [...–...%]
Women (15+)	84% [77–91%]	72% [67–79%] 43 700	...% [...–...%]
Men (15+)	69% [63–76%]	49% [45–54%] 17 000	...% [...–...%]

## ELIMINATION OF MOTHER-TO-CHILD TRANSMISSION

	2010	2018
Percentage of pregnant women living with HIV accessing antiretroviral medicines	16% [12–18%]	80% [62–92%]
Early infant diagnosis	16.6% [14.5–21.4%]	46.0% [40.0–59.1%]

## HIV COMORBIDITIES

Estimated number of incident tuberculosis cases among people living with HIV (2017)	580 [380–830]
People living with HIV who started TB preventive therapy (2017)	...
Cervical cancer screening of women living with HIV	...
People coinfectd with HIV and hepatitis B virus receiving combined treatment	...
People coinfectd with HIV and hepatitis C virus starting hepatitis C treatment	...

## HIV PREVENTION

Adults aged 15+ years with unsuppressed viral load	...
Knowledge of HIV prevention among young people aged 15–24 years (2014)	
— Women	23.3%
— Men	31.6%
Condom use at last sex with a non-marital, non-cohabiting partner (2014)	
— Women	42.9%
— Men	60.7%
Women aged 15–49 years who have their demand for family planning satisfied by modern methods (2014)	37.4%
Men aged 15–49 years who are circumcised (2014)	Not applicable
Voluntary medical male circumcisions performed according to national standards	Not applicable
People who received PrEP at least once during the reporting period	...
Harm reduction	
— Use of sterile injecting equipment at last injection	...
— Needles and syringes distributed per person who injects	...
— Coverage of opioid substitution therapy	...
— Naloxone available (2019)	No
— Safe injection rooms available (2019)	No





# ASIA AND THE PACIFIC

## EPIDEMIC ESTIMATES

	2010	2015	2018
<b>New HIV infections</b>			
New HIV infections (all ages)	560 [<500–850]	740 [<500–1200]	840 [<500–1600]
New HIV infections (0–14)	<100 [<100– <100]	<100 [<100– <200]	<100 [<100– <200]
New HIV infections (women, 15+)	<200 [<100– <500]	<200 [<100– <500]	<500 [<100– <500]
New HIV infections (men, 15+)	<500 [<500–560]	<500 [<500–810]	560 [<500–1000]
HIV incidence per 1000 population	0.02 [0.01–0.03]	0.02 [0.01–0.04]	0.02 [0.01–0.04]
<b>AIDS-related deaths</b>			
AIDS-related deaths (all ages)	<500 [<200– <500]	<500 [<200–500]	<500 [<200–610]
AIDS-related deaths (0–14)	<100 [<100– <100]	<100 [<100– <100]	<100 [<100– <100]
AIDS-related deaths (women, 15+)	<100 [<100– <100]	<100 [<100– <200]	<100 [<100– <200]
AIDS-related deaths (men, 15+)	<200 [<100– <500]	<200 [<100– <500]	<500 [<200– <500]
<b>People living with HIV</b>			
People living with HIV (all ages)	4200 [2500–6200]	6000 [3600–8900]	7200 [4100–11 000]
People living with HIV (0–14)	<500 [<200– <500]	<500 [<200– <500]	<500 [<500–530]
People living with HIV (women, 15+)	1200 [690–1700]	1600 [950–2400]	2000 [1100–3100]
People living with HIV (men, 15+)	2800 [1700–4100]	4000 [2400–6100]	4900 [2700–7900]
HIV prevalence (15–49)	<0.1 [<0.1– <0.1]	<0.1 [<0.1– <0.1]	<0.1 [<0.1– <0.1]

## LAWS AND POLICIES

Laws criminalizing the transmission of, non-disclosure of or exposure to HIV transmission	No
Criminalization of sex work among consenting adults	Any criminalization or punitive regulation of sex work
Criminalization of same-sex sexual acts	Yes, death penalty
Drug use or possession for personal use is an offence	The law allows possession of a certain amount of drugs
Criminalization of transgender people	Neither criminalized nor prosecuted
Laws or policies restricting the entry, stay and residence of people living with HIV	No
Parental consent for adolescents to access HIV testing	No
Spousal consent for married women to access sexual and reproductive health services	...
Mandatory HIV testing for marriage, work or residence permits or for certain groups	No

## STIGMA AND DISCRIMINATION

Percentage of women and men aged 15–49 years who report discriminatory attitudes towards people living with HIV **2015**  
60.2

Percentage of people living with HIV denied health services because of their HIV status in the last 12 months

Percentage of people living with HIV who reported a health-care professional told others about their HIV status without their consent

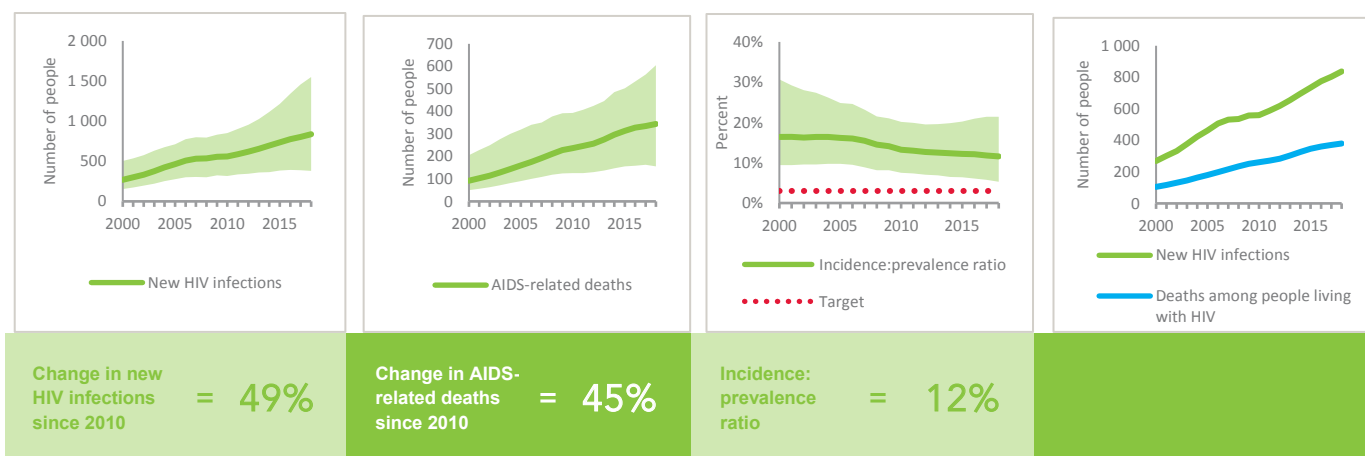
## VIOLENCE

Proportion of ever-married or partnered women aged 15–49 years who experienced physical or sexual violence from a male intimate partner in the past 12 months **2015**  
46.1

## EXPENDITURES

	Financing sources					Total
	Domestic private	Domestic public	International: PEPFAR	International: Global Fund	International: all others	
Last available report: 2018	...	\$140 861	...	\$9 936 908	\$124	\$10 077 893

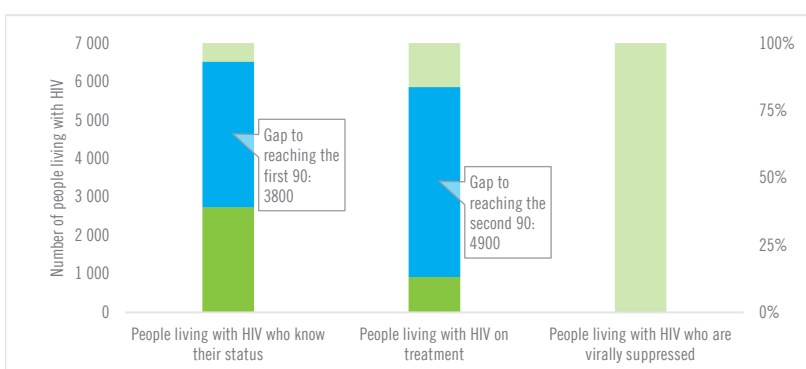
## EPIDEMIC TRANSITION METRICS



## KEY POPULATIONS

	Sex workers	Gay men and other men who have sex with men	People who inject drugs	Transgender people	Prisoners
Estimated size of population	...	...	...	...	...
HIV prevalence	...	...	...	...	...
Know their HIV status	...	...	...	...	...
Antiretroviral therapy coverage	...	...	...	...	...
Condom use	...	...	...	...	...
Coverage of HIV prevention programmes	...	...	...	...	...
Avoidance of health care because of stigma and discrimination	...	...	...	...	...
Expenditures (2017)	\$2205	\$1985	\$8306		

## HIV TESTING AND TREATMENT CASCADE



	2010	2018
Percentage of pregnant women living with HIV accessing antiretroviral medicines	2% [1-3%]	11% [7-18%]
Early infant diagnosis	...% [...-...%]	1.2% [<1-2.1%]

## ELIMINATION OF MOTHER-TO-CHILD TRANSMISSION

	2010	2018
Percentage of pregnant women living with HIV accessing antiretroviral medicines	2% [1-3%]	11% [7-18%]
Early infant diagnosis	...% [...-...%]	1.2% [<1-2.1%]

## HIV COMORBIDITIES

Estimated number of incident tuberculosis cases among people living with HIV (2017)	210 [140-300]
People living with HIV who started TB preventive therapy (2017)	4.2%
Cervical cancer screening of women living with HIV	...
People coinfecting with HIV and hepatitis B virus receiving combined treatment (2018)	2.17%
People coinfecting with HIV and hepatitis C virus starting hepatitis C treatment	...

## HIV PREVENTION

Adults aged 15+ years with unsuppressed viral load	...
Knowledge of HIV prevention among young people aged 15-24 years (2015)	
— Women	1%
— Men	6.3%
Condom use at last sex with a non-marital, non-cohabiting partner	
— Women	...
— Men	...
Women aged 15-49 years who have their demand for family planning satisfied by modern methods (2015)	42.2%
Men aged 15-49 years who are circumcised (2015)	Not applicable
Voluntary medical male circumcisions performed according to national standards	Not applicable
People who received PrEP at least once during the reporting period	...
Harm reduction	
— Use of sterile injecting equipment at last injection	...
— Needles and syringes distributed per person who injects (2018)	52
— Coverage of opioid substitution therapy (2018)	3.2%
— Naloxone available (2019)	Yes
— Safe injection rooms available (2019)	No

### EPIDEMIC ESTIMATES

	2010	2015	2018
<b>New HIV infections</b>			
New HIV infections (all ages)	960 [770–1100]	1000 [810–1200]	1000 [840–1200]
New HIV infections (0–14)	<100 [<100– <100]	<100 [<100– <100]	<100 [<100– <100]
New HIV infections (women, 15+)	<200 [<100– <200]	<200 [<200– <200]	<200 [<200– <200]
New HIV infections (men, 15+)	860 [670–1000]	880 [680–1000]	890 [680–1000]
HIV incidence per 1000 population	0.04 [0.04–0.05]	0.04 [0.03–0.05]	0.04 [0.03–0.05]
<b>AIDS-related deaths</b>			
AIDS-related deaths (all ages)	<500 [<200– <500]	<200 [<200– <500]	<200 [<200– <500]
AIDS-related deaths (0–14)	<100 [<100– <100]	<100 [<100– <100]	<100 [<100– <100]
AIDS-related deaths (women, 15+)	<100 [<100– <100]	<100 [<100– <100]	<100 [<100– <100]
AIDS-related deaths (men, 15+)	<200 [<200– <500]	<200 [<100– <200]	<200 [<100– <200]
<b>People living with HIV</b>			
People living with HIV (all ages)	21 000 [17 000–23 000]	25 000 [21 000–28 000]	28 000 [23 000–31 000]
People living with HIV (0–14)	<100 [<100– <100]	<100 [<100– <100]	<100 [<100– <100]
People living with HIV (women, 15+)	2300 [2000–2500]	2900 [2500–3200]	3300 [2900–3700]
People living with HIV (men, 15+)	18 000 [15 000–21 000]	22 000 [18 000–25 000]	24 000 [20 000–28 000]
HIV prevalence (15–49)	0.1 [<0.1–0.1]	0.1 [0.1–0.1]	0.1 [0.1–0.1]

### LAWS AND POLICIES

Laws criminalizing the transmission of, non-disclosure of or exposure to HIV transmission	...
Criminalization of sex work among consenting adults	...
Criminalization of same-sex sexual acts	Laws penalizing same-sex sexual acts have been decriminalized or never existed
Drug use or possession for personal use is an offence	...
Criminalization of transgender people	...
Laws or policies restricting the entry, stay and residence of people living with HIV	Yes
Parental consent for adolescents to access HIV testing	...
Spousal consent for married women to access sexual and reproductive health services	...
Mandatory HIV testing for marriage, work or residence permits or for certain groups	...

### STIGMA AND DISCRIMINATION

Percentage of women and men aged 15–49 years who report discriminatory attitudes towards people living with HIV

Percentage of people living with HIV denied health services because of their HIV status in the last 12 months

Percentage of people living with HIV who reported a health-care professional told others about their HIV status without their consent

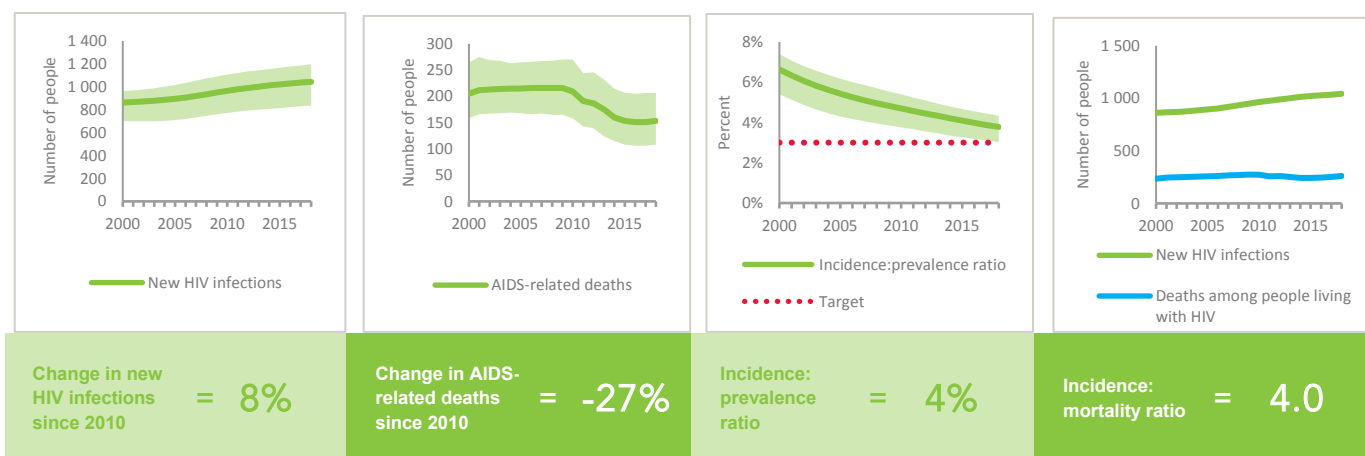
### VIOLENCE

Proportion of ever-married or partnered women aged 15–49 years who experienced physical or sexual violence from a male intimate partner in the past 12 months

### EXPENDITURES

	Financing sources					Total
	Domestic private	Domestic public	International: PEPFAR	International: Global Fund	International: all others	
Last available report: 2006	...	\$101 415 112	...	...	...	\$101 415 112

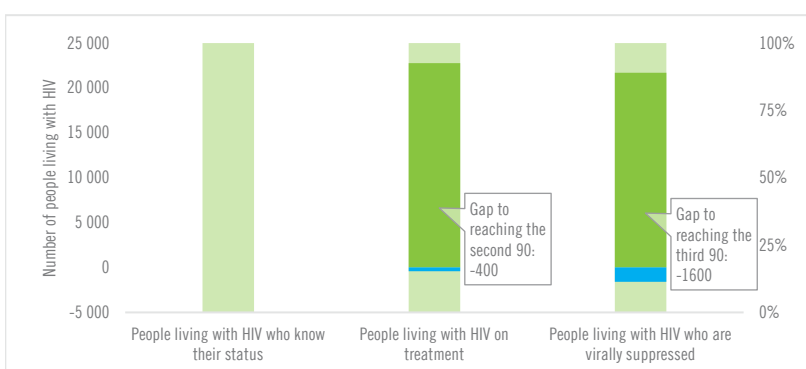
## EPIDEMIC TRANSITION METRICS



## KEY POPULATIONS

	Sex workers	Gay men and other men who have sex with men	People who inject drugs	Transgender people	Prisoners
Estimated size of population	...	...	...	...	...
HIV prevalence	0.0%	18.3%	1.7%	...	1.0%
Know their HIV status	...	90.0%	85.0%	...	...
Antiretroviral therapy coverage	...	78.0%	...	...	...
Condom use	...	...	...	...	...
Coverage of HIV prevention programmes	...	...	...	...	...
Avoidance of health care because of stigma and discrimination	...	...	...	...	...
Expenditures (0)	...	...	...	...	...

## HIV TESTING AND TREATMENT CASCADE



	...	2010	2018
All ages	...% [...-...%]	83% [70-93%] 22 800	79% [67-88%]
Children (0-14)	...% [...-...%]	...	...
Women (15+)	...% [...-...%]	83% [72-91%] 2800	81% [70-89%]
Men (15+)	...% [...-...%]	82% [69-94%] 20 000	78% [65-90%]

## ELIMINATION OF MOTHER-TO-CHILD TRANSMISSION

	2010	2018
Percentage of pregnant women living with HIV accessing antiretroviral medicines	...% [...-...%]	...% [...-...%]
Early infant diagnosis	...% [...-...%]	...% [...-...%]

## HIV COMORBIDITIES

Estimated number of incident tuberculosis cases among people living with HIV (2017)	35 [30-41]
People living with HIV who started TB preventive therapy (2017)	...
Cervical cancer screening of women living with HIV	...
People coinfecting with HIV and hepatitis B virus receiving combined treatment	...
People coinfecting with HIV and hepatitis C virus starting hepatitis C treatment	...

## HIV PREVENTION

Adults aged 15+ years with unsuppressed viral load	<0.1%
Knowledge of HIV prevention among young people aged 15-24 years	...
— Women	...
— Men	...
Condom use at last sex with a non-marital, non-cohabiting partner	...
— Women	...
— Men	...
Women aged 15-49 years who have their demand for family planning satisfied by modern methods	...
Men aged 15-49 years who are circumcised	Not applicable
Voluntary medical male circumcisions performed according to national standards	Not applicable
People who received PrEP at least once during the reporting period	...
Harm reduction	
— Use of sterile injecting equipment at last injection (2016)	74%
— Needles and syringes distributed per person who injects (2016)	62%
— Coverage of opioid substitution therapy (2016)	36%
— Naloxone available (2019)	...
— Safe injection rooms available (2019)	...

### EPIDEMIC ESTIMATES

	2010	2015	2018
<b>New HIV infections</b>			
New HIV infections (all ages)	1000 [900–1200]	1400 [1200–1500]	1600 [1400–1800]
New HIV infections (0–14)	<100 [<100– <100]	<100 [<100– <100]	<100 [<100– <100]
New HIV infections (women, 15+)	<500 [<500– <500]	<500 [<500– <500]	<500 [<500–560]
New HIV infections (men, 15+)	580 [510–660]	870 [770–970]	1000 [930–1200]
HIV incidence per 1000 population	0.01 [<0.01– <0.01]	0.01 [<0.01– <0.01]	0.01 [<0.01–0.01]
<b>AIDS-related deaths</b>			
AIDS-related deaths (all ages)	<500 [<500– <500]	<500 [<500–540]	580 [<500–680]
AIDS-related deaths (0–14)	<100 [<100– <100]	<100 [<100– <100]	<100 [<100– <100]
AIDS-related deaths (women, 15+)	<100 [<100– <100]	<200 [<200– <200]	<500 [<200– <500]
AIDS-related deaths (men, 15+)	<200 [<200– <500]	<500 [<500– <500]	<500 [<500– <500]
<b>People living with HIV</b>			
People living with HIV (all ages)	7700 [6600–8800]	11 000 [9800–13 000]	14 000 [12 000–16 000]
People living with HIV (0–14)	<500 [<200– <500]	<500 [<500– <500]	<500 [<500– <500]
People living with HIV (women, 15+)	2600 [2300–3000]	4000 [3500–4500]	4800 [4200–5400]
People living with HIV (men, 15+)	4800 [4200–5600]	7000 [6000–8000]	8700 [7600–9900]
HIV prevalence (15–49)	<0.1 [<0.1– <0.1]	<0.1 [<0.1– <0.1]	<0.1 [<0.1– <0.1]

### LAWS AND POLICIES

Laws criminalizing the transmission of, non-disclosure of or exposure to HIV transmission	No
Criminalization of sex work among consenting adults	Any criminalization or punitive regulation of sex work
Criminalization of same-sex sexual acts	Yes, imprisonment (14 years - life)
Drug use or possession for personal use is an offence	Possession of drugs for personal use or drug use and/or consumption are specified as criminal offences
Criminalization of transgender people	Neither criminalized nor prosecuted
Laws or policies restricting the entry, stay and residence of people living with HIV	No
Parental consent for adolescents to access HIV testing	Yes, for adolescents younger than 18 years
Spousal consent for married women to access sexual and reproductive health services	No
Mandatory HIV testing for marriage, work or residence permits or for certain groups	No

### STIGMA AND DISCRIMINATION

Percentage of women aged 15–49 years who report discriminatory attitudes towards people living with HIV	<b>2013</b>
	34.6
Percentage of people living with HIV denied health services because of their HIV status in the last 12 months	<b>2017</b>
	5
Percentage of people living with HIV who reported a health-care professional told others about their HIV status without their consent	<b>2017</b>
	5

### VIOLENCE

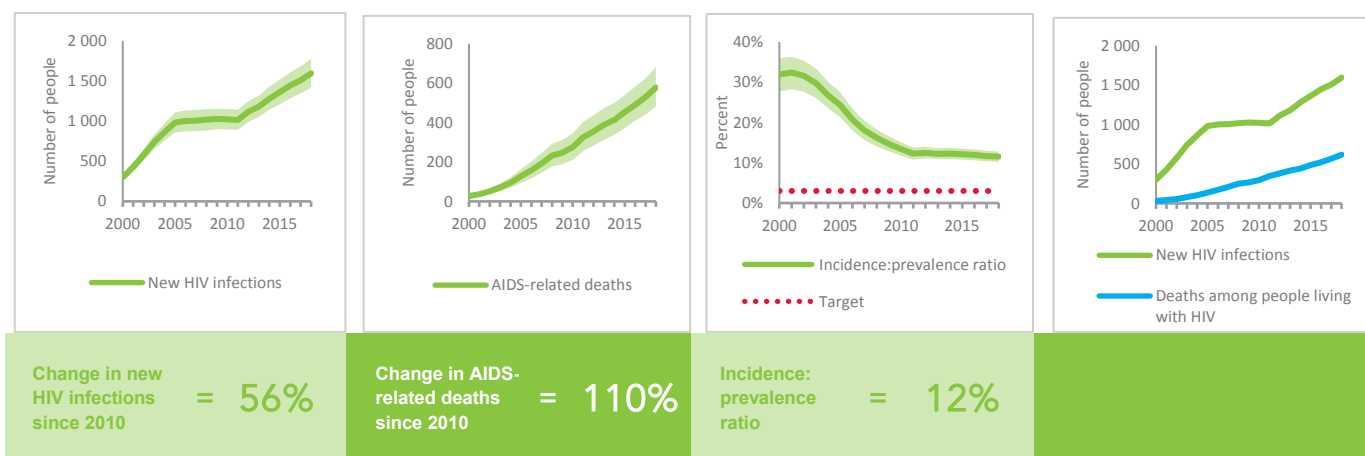
Proportion of ever-married or partnered women aged 15–49 years who experienced physical or sexual violence from a male intimate partner in the past 12 months	<b>2007</b>	<b>2015</b>
	22.4	28.8

### EXPENDITURES

	Financing sources					Total
	Domestic private	Domestic public	International: PEPFAR	International: Global Fund	International: all others	
Last available report: 2018	\$754	\$6 142 305	...	\$7 717 522	\$1 210 985	\$15 071 566



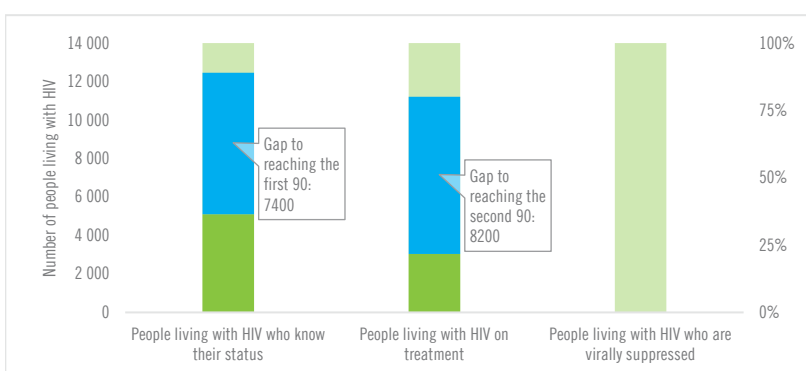
## EPIDEMIC TRANSITION METRICS



## KEY POPULATIONS

	Sex workers	Gay men and other men who have sex with men	People who inject drugs	Transgender people	Prisoners
Estimated size of population	...	...	...	...	...
HIV prevalence	0.2%	0.2%	18.1%	1.4%	...
Know their HIV status	31.2%	...	26.8%	...	...
Antiretroviral therapy coverage	...	...	30.9%	...	...
Condom use	66.7%	45.8%	34.9%	41.1%	...
Coverage of HIV prevention programmes	15.2%	4.4%	27.8%	33.3%	...
Avoidance of health care because of stigma and discrimination	...	...	...	...	...
Expenditures (2017)	\$1 422 071	\$2 401 213	\$1 815 204		

## HIV TESTING AND TREATMENT CASCADE



	2010	2018
All ages	37% [32–42%]	22% [19–25%] 3000
Children (0–14)	71% [61–81%]	33% [28–38%] 130
Women (15+)	35% [30–39%]	21% [18–23%] 990
Men (15+)	37% [32–42%]	22% [20–26%] 1900

## ELIMINATION OF MOTHER-TO-CHILD TRANSMISSION

	2010	2018
Percentage of pregnant women living with HIV accessing antiretroviral medicines	18% [15–22%]	28% [24–33%]
Early infant diagnosis	2.9% [2.4–3.6%]	25.2% [21.3–29.9%]

## HIV COMORBIDITIES

Estimated number of incident tuberculosis cases among people living with HIV (2017)	540 [270–910]
People living with HIV who started TB preventive therapy (2017)	...
Cervical cancer screening of women living with HIV	...
People coinfecting with HIV and hepatitis B virus receiving combined treatment	...
People coinfecting with HIV and hepatitis C virus starting hepatitis C treatment	...

## HIV PREVENTION

Adults aged 15+ years with unsuppressed viral load	...
Knowledge of HIV prevention among young people aged 15–24 years (2014)	
— Women	12.7%
— Men	...
Condom use at last sex with a non-marital, non-cohabiting partner	
— Women	...
— Men	...
Women aged 15–49 years who have their demand for family planning satisfied by modern methods (2014)	72.6%
Men aged 15–49 years who are circumcised	Not applicable
Voluntary medical male circumcisions performed according to national standards	Not applicable
People who received PrEP at least once during the reporting period	...
Harm reduction	
— Use of sterile injecting equipment at last injection (2015)	83.9%
— Needles and syringes distributed per person who injects (2018)	126
— Coverage of opioid substitution therapy (2018)	3.1%
— Naloxone available (2019)	No
— Safe injection rooms available (2019)	No

## EPIDEMIC ESTIMATES

	2010	2015	2018
<b>New HIV infections</b>			
New HIV infections (all ages)	<200 [<100– <500]	<100 [<100– <200]	<100 [<100– <500]
New HIV infections (0–14)	... [...–...]	... [...–...]	... [...–...]
New HIV infections (women, 15+)	<100 [<100– <100]	<100 [<100– <100]	<100 [<100– <100]
New HIV infections (men, 15+)	<100 [<100– <200]	<100 [<100– <200]	<100 [<100– <200]
HIV incidence per 1000 population	0.17 [0.08–0.38]	0.13 [0.05–0.28]	0.11 [0.04–0.3]
<b>AIDS-related deaths</b>			
AIDS-related deaths (all ages)	<100 [<100– <500]	<100 [<100– <500]	<100 [<100– <200]
AIDS-related deaths (0–14)	... [...–...]	... [...–...]	... [...–...]
AIDS-related deaths (women, 15+)	<100 [<100– <100]	<100 [<100– <100]	<100 [<100– <100]
AIDS-related deaths (men, 15+)	<100 [<100– <200]	<100 [<100– <200]	<100 [<100– <200]
<b>People living with HIV</b>			
People living with HIV (all ages)	1300 [590–2700]	1300 [670–2700]	1300 [700–2700]
People living with HIV (0–14)	... [...–...]	... [...–...]	... [...–...]
People living with HIV (women, 15+)	<500 [<200–670]	<500 [<200–700]	<500 [<500–750]
People living with HIV (men, 15+)	950 [<500–2000]	920 [<500–1900]	900 [<500–1900]
HIV prevalence (15–49)	0.3 [0.1–0.6]	0.3 [0.1–0.6]	0.3 [0.1–0.5]

## LAWS AND POLICIES

Laws criminalizing the transmission of, non-disclosure of or exposure to HIV transmission	...
Criminalization of sex work among consenting adults	...
Criminalization of same-sex sexual acts	Yes, imprisonment (up to 14 years)
Drug use or possession for personal use is an offence	...
Criminalization of transgender people	...
Laws or policies restricting the entry, stay and residence of people living with HIV	No
Parental consent for adolescents to access HIV testing	...
Spousal consent for married women to access sexual and reproductive health services	...
Mandatory HIV testing for marriage, work or residence permits or for certain groups	...

## STIGMA AND DISCRIMINATION

Percentage of women and men aged 15–49 years who report discriminatory attitudes towards people living with HIV

Percentage of people living with HIV denied health services because of their HIV status in the last 12 months

Percentage of people living with HIV who reported a health-care professional told others about their HIV status without their consent

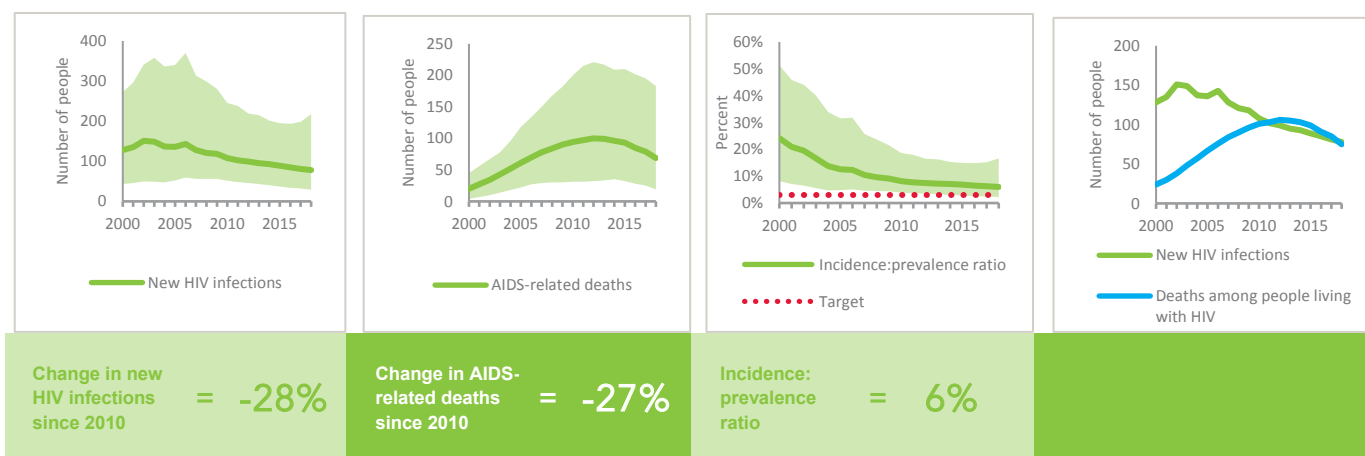
## VIOLENCE

Proportion of ever-married or partnered women aged 15–49 years who experienced physical or sexual violence from a male intimate partner in the past 12 months

## EXPENDITURES

	Financing sources					Total
	Domestic private	Domestic public	International: PEPFAR	International: Global Fund	International: all others	
Last available report:	...	...	...	...	...	...

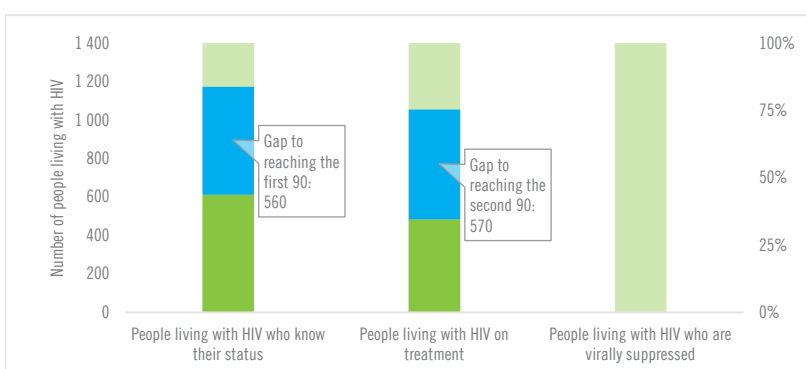
## EPIDEMIC TRANSITION METRICS



## KEY POPULATIONS

	Sex workers	Gay men and other men who have sex with men	People who inject drugs	Transgender people	Prisoners
Estimated size of population	...	...	...	...	...
HIV prevalence	...	...	...	...	...
Know their HIV status	...	...	...	...	...
Antiretroviral therapy coverage	...	...	...	...	...
Condom use	...	...	...	...	...
Coverage of HIV prevention programmes	...	...	...	...	...
Avoidance of health care because of stigma and discrimination	...	...	...	...	...
Expenditures (0)	...	...	...	...	...

## HIV TESTING AND TREATMENT CASCADE



	2010	2018
All ages	47% [25- >95%]	37% [20-78%] 480
Children (0-14)	...% [...-...%]	...% [...-...%] ...
Women (15+)	73% [41- >95%]	57% [32- >95%] 220
Men (15+)	35% [18-75%]	26% [13-57%] 230

## ELIMINATION OF MOTHER-TO-CHILD TRANSMISSION

	2010	2018
Percentage of pregnant women living with HIV accessing antiretroviral medicines	...% [...-...%]	...% [...-...%]
Early infant diagnosis	...% [...-...%]	...% [...-...%]

## HIV COMORBIDITIES

Estimated number of incident tuberculosis cases among people living with HIV (2017)	6 [4-9]
People living with HIV who started TB preventive therapy (2017)	...
Cervical cancer screening of women living with HIV	...
People coinfecting with HIV and hepatitis B virus receiving combined treatment	...
People coinfecting with HIV and hepatitis C virus starting hepatitis C treatment	...

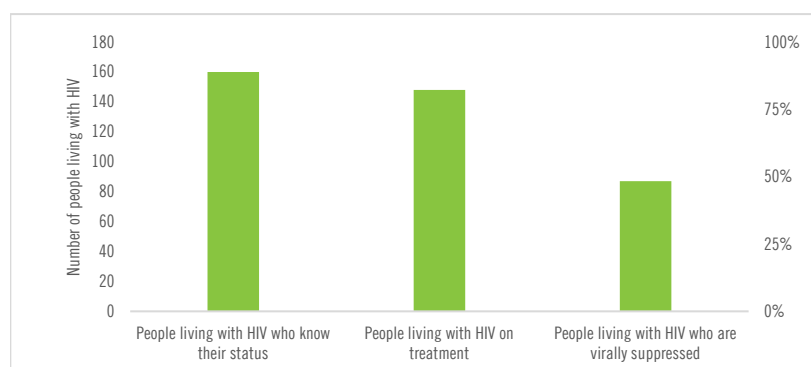
## HIV PREVENTION

Adults aged 15+ years with unsuppressed viral load	...
Knowledge of HIV prevention among young people aged 15-24 years	...
— Women	...
— Men	...
Condom use at last sex with a non-marital, non-cohabiting partner	...
— Women	...
— Men	...
Women aged 15-49 years who have their demand for family planning satisfied by modern methods	...
Men aged 15-49 years who are circumcised	Not applicable
Voluntary medical male circumcisions performed according to national standards	Not applicable
People who received PrEP at least once during the reporting period	...
Harm reduction	...
— Use of sterile injecting equipment at last injection	...
— Needles and syringes distributed per person who injects	...
— Coverage of opioid substitution therapy	...
— Naloxone available (2019)	...
— Safe injection rooms available (2019)	...

## KEY POPULATIONS

	Sex workers	Gay men and other men who have sex with men	People who inject drugs	Transgender people	Prisoners
Estimated size of population	...	...	...	...	...
HIV prevalence	...	...	...	...	0.1%
Know their HIV status	...	...	...	...	...
Antiretroviral therapy coverage	...	...	...	...	...
Condom use	...	...	...	...	...
Coverage of HIV prevention programmes	...	...	...	...	...
Avoidance of health care because of stigma and discrimination	...	...	...	...	...
Expenditures (0)	...	...	...	...	...

## HIV TESTING AND TREATMENT CASCADE



	...	93% [86– >95%] 150	59% [45–65%]
All ages	...% [...–...%]	93% [86– >95%] 150	59% [45–65%]
Children (0–14)	...% [...–...%]	...% [...–...%] 0	...% [...–...%]
Women (15+)	...% [...–...%]	...% [...–...%] 20	...% [...–...%]
Men (15+)	...% [...–...%]	...% [...–...%] 130	...% [...–...%]

## EXPENDITURES

	Financing sources					Total
	Domestic private	Domestic public	International: PEPFAR	International: Global Fund	International: all others	
Last available report:	...	...	...	...	...	...

## HIV COMORBIDITIES

Estimated number of incident tuberculosis cases among people living with HIV (2017)	2 [1–3]
People living with HIV who started TB preventive therapy (2017)	...
Cervical cancer screening of women living with HIV	...
People coinfecting with HIV and hepatitis B virus receiving combined treatment (2018)	100%
People coinfecting with HIV and hepatitis C virus starting hepatitis C treatment (2018)	0%

## HIV PREVENTION

Adults aged 15+ years with unsuppressed viral load	...
Knowledge of HIV prevention among young people aged 15–24 years	...
— Women	...
— Men	...
Condom use at last sex with a non-marital, non-cohabiting partner	...
— Women	...
— Men	...
Women aged 15–49 years who have their demand for family planning satisfied by modern methods	...
Men aged 15–49 years who are circumcised	Not applicable
Voluntary medical male circumcisions performed according to national standards	Not applicable
People who received PrEP at least once during the reporting period	...
Harm reduction	...
— Use of sterile injecting equipment at last injection	...
— Needles and syringes distributed per person who injects	...
— Coverage of opioid substitution therapy	...
— Naloxone available (2019)	No
— Safe injection rooms available (2019)	No

**Note:** HIV epidemiological estimates were not available at the time of publication.

---

## LAWS AND POLICIES

Laws criminalizing the transmission of, non-disclosure of or exposure to HIV transmission ...

---

Criminalization of sex work among consenting adults ...

---

Criminalization of same-sex sexual acts Yes, imprisonment (up to 14 years)

---

Drug use or possession for personal use is an offence ...

---

Criminalization of transgender people ...

---

Laws or policies restricting the entry, stay and residence of people living with HIV Yes

---

Parental consent for adolescents to access HIV testing No

---

Spousal consent for married women to access sexual and reproductive health services No

---

Mandatory HIV testing for marriage, work or residence permits or for certain groups Yes

---

## STIGMA AND DISCRIMINATION

Percentage of women and men aged 15–49 years who report discriminatory attitudes towards people living with HIV

---

Percentage of people living with HIV denied health services because of their HIV status in the last 12 months

---

Percentage of people living with HIV who reported a health-care professional told others about their HIV status without their consent

---

## VIOLENCE

Proportion of ever-married or partnered women aged 15–49 years who experienced physical or sexual violence from a male intimate partner in the past 12 months

## EPIDEMIC ESTIMATES

	2010	2015	2018
<b>New HIV infections</b>			
New HIV infections (all ages)	2300 [2100–2600]	1300 [1200–1500]	880 [780–990]
New HIV infections (0–14)	<500 [<500– <500]	<200 [<200– <500]	<200 [<100– <200]
New HIV infections (women, 15+)	1100 [930–1200]	550 [<500–610]	<500 [<500– <500]
New HIV infections (men, 15+)	890 [780–990]	620 [550–680]	<500 [<500– <500]
HIV incidence per 1000 population	0.16 [0.14–0.18]	0.09 [0.08–0.09]	0.05 [0.05–0.06]
<b>AIDS-related deaths</b>			
AIDS-related deaths (all ages)	2500 [1900–3400]	1500 [1100–2400]	1300 [920–1900]
AIDS-related deaths (0–14)	<500 [<200– <500]	<100 [<100– <200]	<100 [<100– <100]
AIDS-related deaths (women, 15+)	1100 [820–1500]	670 [<500–1100]	620 [<500–970]
AIDS-related deaths (men, 15+)	1200 [870–1700]	770 [550–1200]	640 [<500–880]
<b>People living with HIV</b>			
People living with HIV (all ages)	79 000 [68 000–93 000]	76 000 [66 000–88 000]	73 000 [64 000–84 000]
People living with HIV (0–14)	4700 [4000–5500]	4000 [3400–4800]	3300 [2800–3900]
People living with HIV (women, 15+)	39 000 [34 000–45 000]	38 000 [33 000–43 000]	37 000 [32 000–42 000]
People living with HIV (men, 15+)	36 000 [30 000–43 000]	34 000 [29 000–39 000]	33 000 [28 000–38 000]
HIV prevalence (15–49)	0.8 [0.7–1]	0.6 [0.5–0.7]	0.5 [0.5–0.6]

## LAWS AND POLICIES

Laws criminalizing the transmission of, non-disclosure of or exposure to HIV transmission	Yes
Criminalization of sex work among consenting adults	Any criminalization or punitive regulation of sex work
Criminalization of same-sex sexual acts	No specific legislation
Drug use or possession for personal use is an offence	...
Criminalization of transgender people	Neither criminalized nor prosecuted
Laws or policies restricting the entry, stay and residence of people living with HIV	No
Parental consent for adolescents to access HIV testing	Yes, for adolescents younger than 14 years
Spousal consent for married women to access sexual and reproductive health services	No
Mandatory HIV testing for marriage, work or residence permits or for certain groups	No

## STIGMA AND DISCRIMINATION

Percentage of women and men aged 15–49 years who report discriminatory attitudes towards people living with HIV	2010	2014
	19.1	19.4

Percentage of people living with HIV denied health services because of their HIV status in the last 12 months

Percentage of people living with HIV who reported a health-care professional told others about their HIV status without their consent

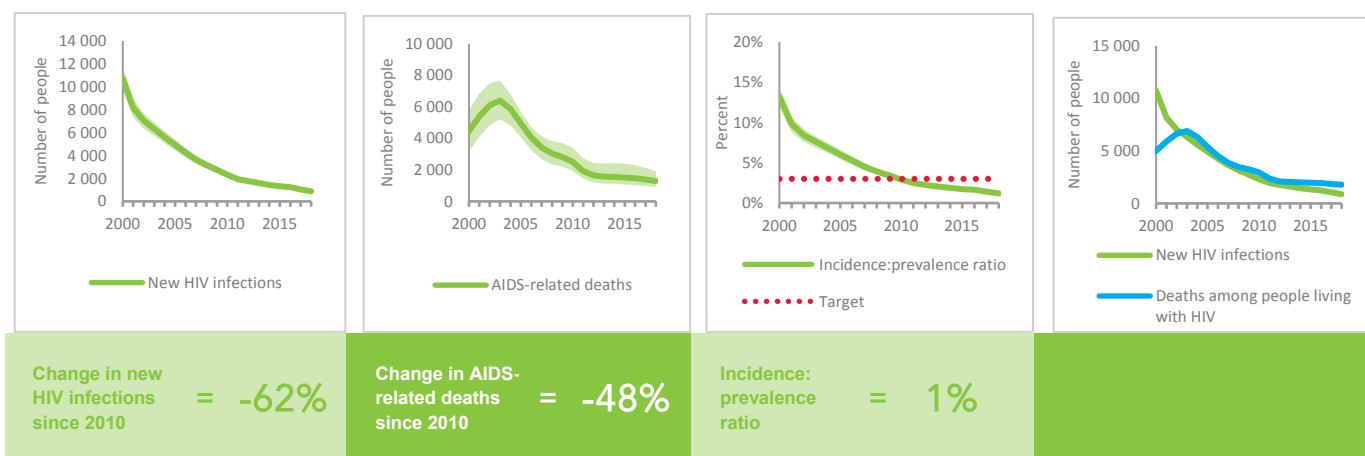
## VIOLENCE

Proportion of ever-married or partnered women aged 15–49 years who experienced physical or sexual violence from a male intimate partner in the past 12 months	2005	2014
	9	10.9

## EXPENDITURES

	Financing sources					Total
	Domestic private	Domestic public	International: PEPFAR	International: Global Fund	International: all others	
Last available report: 2015	\$16 620	\$1 010 975	\$10 803 717	\$8 205 638	\$1 783 592	\$21 820 542

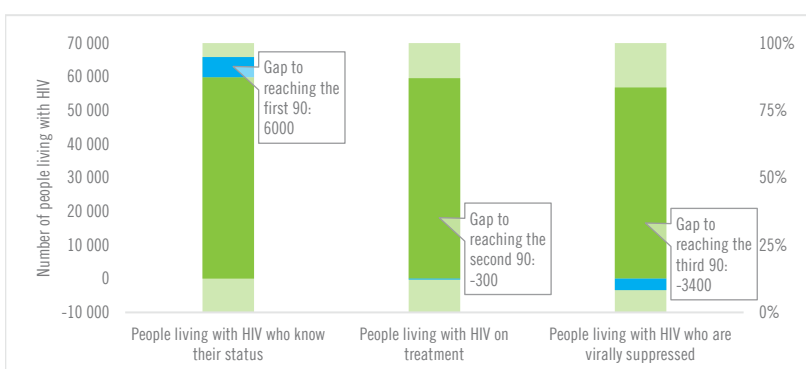
## EPIDEMIC TRANSITION METRICS



## KEY POPULATIONS

	Sex workers	Gay men and other men who have sex with men	People who inject drugs	Transgender people	Prisoners
Estimated size of population	...	...	...	...	...
HIV prevalence	2.3%	2.3%	15.2%	5.9%	1.6%
Know their HIV status	100%	70.4%	...	70.9%	...
Antiretroviral therapy coverage	82.8%	98.4%	30.8%	95.1%	...
Condom use	88.8%	69.4%	8.7%	62.6%	...
Coverage of HIV prevention programmes	99.7%	20.1%	78.0%	89.3%	...
Avoidance of health care because of stigma and discrimination	...	...	...	...	...
Expenditures (2015)	\$1 156 666	\$1 182 591	\$737		

## HIV TESTING AND TREATMENT CASCADE



	2010	2018
All ages	82% [71–93%]	81% [71–93%] 59 500
Children (0–14)	>95% [81–>95%]	92% [78–>95%] 3000
Women (15+)	82% [72–93%]	82% [72–93%] 30 300
Men (15+)	80% [68–92%]	80% [68–92%] 26 200

## ELIMINATION OF MOTHER-TO-CHILD TRANSMISSION

	2010	2018
Percentage of pregnant women living with HIV accessing antiretroviral medicines	33% [27–38%]	85% [71–>95%]
Early infant diagnosis	43.0% [37.1–52.5%]	45.7% [39.1–55.1%]

## HIV COMORBIDITIES

Estimated number of incident tuberculosis cases among people living with HIV (2017)	1300 [890–1800]
People living with HIV who started TB preventive therapy (2017)	21%
Cervical cancer screening of women living with HIV	...
People coinfectd with HIV and hepatitis B virus receiving combined treatment	...
People coinfectd with HIV and hepatitis C virus starting hepatitis C treatment	...

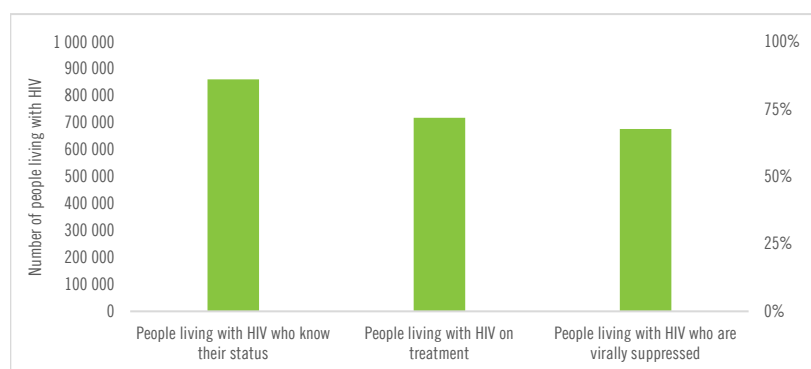
## HIV PREVENTION

Adults aged 15+ years with unsuppressed viral load	0.1%
Knowledge of HIV prevention among young people aged 15–24 years (2014)	
— Women	37.6%
— Men	45.9%
Condom use at last sex with a non-marital, non-cohabiting partner (2014)	
— Women	41.5%
— Men	72.8%
Women aged 15–49 years who have their demand for family planning satisfied by modern methods (2014)	56.5%
Men aged 15–49 years who are circumcised	Not applicable
Voluntary medical male circumcisions performed according to national standards	Not applicable
People who received PrEP at least once during the reporting period	...
Harm reduction	
— Use of sterile injecting equipment at last injection (2017)	93.5%
— Needles and syringes distributed per person who injects (2018)	457
— Coverage of opioid substitution therapy (2016)	22.1%
— Naloxone available (2019)	Yes
— Safe injection rooms available (2019)	No

## KEY POPULATIONS

	Sex workers	Gay men and other men who have sex with men	People who inject drugs	Transgender people	Prisoners
Estimated size of population	...	...	...	...	...
HIV prevalence	0.2%	6.9%	5.9%	...	...
Know their HIV status	53.7%	58.8%	55.7%	...	...
Antiretroviral therapy coverage	...	86.5%	69.4%	...	...
Condom use	93.5%	85.1%	53.1%	...	...
Coverage of HIV prevention programmes	...	...	...	...	...
Avoidance of health care because of stigma and discrimination	...	...	...	...	...
Expenditures (2016)	\$0	\$0	\$0	...	...

## HIV TESTING AND TREATMENT CASCADE



Category	Percentage	Number of people
All ages	...% [...-...%]	718 000
Children (0–14)	...% [...-...%]	6200
Women (15+)	...% [...-...%]	193 000
Men (15+)	...% [...-...%]	520 000

## EXPENDITURES

	Financing sources					Total
	Domestic private	Domestic public	International: PEPFAR	International: Global Fund	International: all others	
Last available report: 2018	\$10 619 335	\$1 198 273 414	\$1 338 369	\$0	\$2 255 287	\$1 212 486 405

## HIV COMORBIDITIES

Estimated number of incident tuberculosis cases among people living with HIV (2017)	11 000 [6200 –18 000]
People living with HIV who started TB preventive therapy (2017)	...
Cervical cancer screening of women living with HIV	...
People coinfecting with HIV and hepatitis B virus receiving combined treatment	...
People coinfecting with HIV and hepatitis C virus starting hepatitis C treatment	...

## HIV PREVENTION

Adults aged 15+ years with unsuppressed viral load	...
Knowledge of HIV prevention among young people aged 15–24 years	...
— Women	...
— Men	...
Condom use at last sex with a non-marital, non-cohabiting partner	...
— Women	...
— Men	...
Women aged 15–49 years who have their demand for family planning satisfied by modern methods	...
Men aged 15–49 years who are circumcised	Not applicable
Voluntary medical male circumcisions performed according to national standards	Not applicable
People who received PrEP at least once during the reporting period	...
Harm reduction	...
— Use of sterile injecting equipment at last injection (2015)	86.5%
— Needles and syringes distributed per person who injects	...
— Coverage of opioid substitution therapy	...
— Naloxone available (2019)	Yes
— Safe injection rooms available (2019)	No

**Note:** HIV epidemiological estimates were not available at the time of publication.



---

## LAWS AND POLICIES

Laws criminalizing the transmission of, non-disclosure of or exposure to HIV transmission	Yes
Criminalization of sex work among consenting adults	Any criminalization or punitive regulation of sex work
Criminalization of same-sex sexual acts	No specific legislation
Drug use or possession for personal use is an offence	Possession of drugs for personal use or drug use and/or consumption are specified as criminal offences
Criminalization of transgender people	Neither criminalized nor prosecuted
Laws or policies restricting the entry, stay and residence of people living with HIV	No
Parental consent for adolescents to access HIV testing	No
Spousal consent for married women to access sexual and reproductive health services	No
Mandatory HIV testing for marriage, work or residence permits or for certain groups	Yes

---

## STIGMA AND DISCRIMINATION

Percentage of women and men aged 15–49 years who report discriminatory attitudes towards people living with HIV

---

Percentage of people living with HIV denied health services because of their HIV status in the last 12 months

---

Percentage of people living with HIV who reported a health-care professional told others about their HIV status without their consent

---

## VIOLENCE

Proportion of ever-married or partnered women aged 15–49 years who experienced physical or sexual violence from a male intimate partner in the past 12 months

### KEY POPULATIONS

	Sex workers	Gay men and other men who have sex with men	People who inject drugs	Transgender people	Prisoners
Estimated size of population	...	...	...	...	...
HIV prevalence	...	...	...	...	...
Know their HIV status	...	...	...	...	...
Antiretroviral therapy coverage	...	...	...	...	...
Condom use	...	...	...	...	...
Coverage of HIV prevention programmes	...	...	...	...	...
Avoidance of health care because of stigma and discrimination	...	...	...	...	...
Expenditures (0)	...	...	...	...	...

### HIV TESTING AND TREATMENT CASCADE



	People living with HIV who know their status	People living with HIV on treatment	People living with HIV who are virally suppressed
All ages	...% [...-...%]	...% [...-...%]	...% [...-...%]
Children (0-14)	...% [...-...%]	...% [...-...%]	...% [...-...%]
Women (15+)	...% [...-...%]	...% [...-...%]	...% [...-...%]
Men (15+)	...% [...-...%]	...% [...-...%]	...% [...-...%]

### EXPENDITURES

	Financing sources					Total
	Domestic private	Domestic public	International: PEPFAR	International: Global Fund	International: all others	
Last available report: 2011	...	\$1 070 420	...	...	...	\$1 145 420

### HIV COMORBIDITIES

Estimated number of incident tuberculosis cases among people living with HIV (2017)	170 [93-280]
People living with HIV who started TB preventive therapy (2017)	...
Cervical cancer screening of women living with HIV	...
People coinfectd with HIV and hepatitis B virus receiving combined treatment	...
People coinfectd with HIV and hepatitis C virus starting hepatitis C treatment	...

### HIV PREVENTION

Adults aged 15+ years with unsuppressed viral load	...
Knowledge of HIV prevention among young people aged 15-24 years	...
- Women	...
- Men	...
Condom use at last sex with a non-marital, non-cohabiting partner	...
- Women	...
- Men	...
Women aged 15-49 years who have their demand for family planning satisfied by modern methods	...
Men aged 15-49 years who are circumcised	Not applicable
Voluntary medical male circumcisions performed according to national standards	Not applicable
People who received PrEP at least once during the reporting period	...
Harm reduction	...
- Use of sterile injecting equipment at last injection	...
- Needles and syringes distributed per person who injects	...
- Coverage of opioid substitution therapy	...
- Naloxone available (2019)	...
- Safe injection rooms available (2019)	...

**Note:** HIV epidemiological estimates were not available at the time of publication.

---

## LAWS AND POLICIES

Laws criminalizing the transmission of, non-disclosure of or exposure to HIV transmission ...

Criminalization of sex work among consenting adults ...

Criminalization of same-sex sexual acts      Laws penalizing same-sex sexual acts have been decriminalized or never existed

Drug use or possession for personal use is an offence ...

Criminalization of transgender people ...

Laws or policies restricting the entry, stay and residence of people living with HIV      No

Parental consent for adolescents to access HIV testing ...

Spousal consent for married women to access sexual and reproductive health services ...

Mandatory HIV testing for marriage, work or residence permits or for certain groups ...

---

## STIGMA AND DISCRIMINATION

Percentage of women and men aged 15–49 years who report discriminatory attitudes towards people living with HIV

Percentage of people living with HIV denied health services because of their HIV status in the last 12 months

Percentage of people living with HIV who reported a health-care professional told others about their HIV status without their consent

---

## VIOLENCE

Proportion of ever-married or partnered women aged 15–49 years who experienced physical or sexual violence from a male intimate partner in the past 12 months

## KEY POPULATIONS

	Sex workers	Gay men and other men who have sex with men	People who inject drugs	Transgender people	Prisoners
Estimated size of population	...	...	...	...	...
HIV prevalence	0.7%	0.5%	...	0.4%	...
Know their HIV status	...	41.6%	...	...	...
Antiretroviral therapy coverage	...	...	...	...	...
Condom use	...	23.8%	...	...	...
Coverage of HIV prevention programmes	...	...	...	...	...
Avoidance of health care because of stigma and discrimination	...	...	...	...	...
Expenditures (2016)	\$0	\$0	\$0	...	...

## HIV TESTING AND TREATMENT CASCADE



Category	People living with HIV who know their status	People living with HIV on treatment	People living with HIV who are virally suppressed
All ages	...% [...-...%]	...% [...-...%]	...% [...-...%]
Children (0-14)	...% [...-...%]	...% [...-...%]	...% [...-...%]
Women (15+)	...% [...-...%]	...% [...-...%]	...% [...-...%]
Men (15+)	...% [...-...%]	...% [...-...%]	...% [...-...%]

## EXPENDITURES

	Financing sources					Total
	Domestic private	Domestic public	International: PEPFAR	International: Global Fund	International: all others	
Last available report: 2016	...	\$509 384	...	...	\$158 885	\$668 269

## HIV COMORBIDITIES

Estimated number of incident tuberculosis cases among people living with HIV (2017)	12 [7-16]
People living with HIV who started TB preventive therapy (2017)	...
Cervical cancer screening of women living with HIV	...
People coinfectd with HIV and hepatitis B virus receiving combined treatment	...
People coinfectd with HIV and hepatitis C virus starting hepatitis C treatment	...

## HIV PREVENTION

Adults aged 15+ years with unsuppressed viral load	...
Knowledge of HIV prevention among young people aged 15-24 years	...
— Women	...
— Men	...
Condom use at last sex with a non-marital, non-cohabiting partner	...
— Women	...
— Men	...
Women aged 15-49 years who have their demand for family planning satisfied by modern methods	...
Men aged 15-49 years who are circumcised	Not applicable
Voluntary medical male circumcisions performed according to national standards	Not applicable
People who received PrEP at least once during the reporting period	...
Harm reduction	...
— Use of sterile injecting equipment at last injection	...
— Needles and syringes distributed per person who injects	...
— Coverage of opioid substitution therapy	...
— Naloxone available (2019)	...
— Safe injection rooms available (2019)	...

**Note:** HIV epidemiological estimates were not available at the time of publication.

---

## LAWS AND POLICIES

Laws criminalizing the transmission of, non-disclosure of or exposure to HIV transmission Yes

---

Criminalization of sex work among consenting adults ...

---

Criminalization of same-sex sexual acts Laws penalizing same-sex sexual acts have been decriminalized or never existed

---

Drug use or possession for personal use is an offence ...

---

Criminalization of transgender people ...

---

Laws or policies restricting the entry, stay and residence of people living with HIV No

---

Parental consent for adolescents to access HIV testing ...

---

Spousal consent for married women to access sexual and reproductive health services ...

---

Mandatory HIV testing for marriage, work or residence permits or for certain groups ...

---

## STIGMA AND DISCRIMINATION

Percentage of women and men aged 15–49 years who report discriminatory attitudes towards people living with HIV

---

Percentage of people living with HIV denied health services because of their HIV status in the last 12 months

---

Percentage of people living with HIV who reported a health-care professional told others about their HIV status without their consent

---

## VIOLENCE

Proportion of ever-married or partnered women aged 15–49 years who experienced physical or sexual violence from a male intimate partner in the past 12 months

## KEY POPULATIONS

	Sex workers	Gay men and other men who have sex with men	People who inject drugs	Transgender people	Prisoners
Estimated size of population	...	...	...	...	...
HIV prevalence	1.6%	2.7%	6.3%	3.1%	...
Know their HIV status	68.6%	64.8%	49.6%	67.6%	...
Antiretroviral therapy coverage	...	...	...	...	...
Condom use	90.8%	83.9%	77.4%	79.7%	...
Coverage of HIV prevention programmes	...	...	...	...	...
Avoidance of health care because of stigma and discrimination	...	...	...	...	...
Expenditures (2017)	\$0	\$0	\$0	...	...

## HIV TESTING AND TREATMENT CASCADE



	People living with HIV who know their status	People living with HIV on treatment	People living with HIV who are virally suppressed
All ages	...% [...-...%]	...% [...-...%]	...% [...-...%]
Children (0–14)	...% [...-...%]	...% [...-...%]	...% [...-...%]
Women (15+)	...% [...-...%]	...% [...-...%]	...% [...-...%]
Men (15+)	...% [...-...%]	...% [...-...%]	...% [...-...%]

## EXPENDITURES

	Financing sources					Total
	Domestic private	Domestic public	International: PEPFAR	International: Global Fund	International: all others	
Last available report: 2018	...	\$275 000 000	...	...	...	\$275 000 000

## HIV COMORBIDITIES

Estimated number of incident tuberculosis cases among people living with HIV (2017)	86 000 [57 000 –120 000]
People living with HIV who started TB preventive therapy (2017)	10.5%
Cervical cancer screening of women living with HIV (survey data) (2016)	35%
People coinfecting with HIV and hepatitis B virus receiving combined treatment	...
People coinfecting with HIV and hepatitis C virus starting hepatitis C treatment	...

## HIV PREVENTION

Adults aged 15+ years with unsuppressed viral load	...
Knowledge of HIV prevention among young people aged 15–24 years (2016)	
— Women	21.7%
— Men	31.5%
Condom use at last sex with a non-marital, non-cohabiting partner (2016)	
— Women	...
— Men	40.8%
Women aged 15–49 years who have their demand for family planning satisfied by modern methods (2016)	72.8%
Men aged 15–49 years who are circumcised	Not applicable
Voluntary medical male circumcisions performed according to national standards	Not applicable
People who received PrEP at least once during the reporting period	...
Harm reduction	
— Use of sterile injecting equipment at last injection (2015)	86.4%
— Needles and syringes distributed per person who injects (2018)	366
— Coverage of opioid substitution therapy (2018)	19.5%
— Naloxone available (2019)	Yes
— Safe injection rooms available (2019)	No

**Note:** HIV epidemiological estimates were not available at the time of publication.

## LAWS AND POLICIES

Laws criminalizing the transmission of, non-disclosure of or exposure to HIV transmission	No
Criminalization of sex work among consenting adults	Any criminalization or punitive regulation of sex work
Criminalization of same-sex sexual acts	Laws penalizing same-sex sexual acts have been decriminalized or never existed
Drug use or possession for personal use is an offence	Possession of drugs for personal use or drug use and/or consumption are specified as criminal offences
Criminalization of transgender people	Neither criminalized nor prosecuted
Laws or policies restricting the entry, stay and residence of people living with HIV	No
Parental consent for adolescents to access HIV testing	Yes, for adolescents younger than 18 years
Spousal consent for married women to access sexual and reproductive health services	No
Mandatory HIV testing for marriage, work or residence permits or for certain groups	No

## STIGMA AND DISCRIMINATION

	2006	2016
Percentage of women and men aged 15–49 years who report discriminatory attitudes towards people living with HIV	35.1	32.8

Percentage of people living with HIV denied health services because of their HIV status in the last 12 months

Percentage of people living with HIV who reported a health-care professional told others about their HIV status without their consent

## VIOLENCE

	2006	2016
Proportion of ever-married or partnered women aged 15–49 years who experienced physical or sexual violence from a male intimate partner in the past 12 months	23	22

## EPIDEMIC ESTIMATES

	2010	2015	2018
<b>New HIV infections</b>			
New HIV infections (all ages)	63 000 [57 000–68 000]	52 000 [47 000–56 000]	46 000 [42 000–50 000]
New HIV infections (0–14)	3300 [2800–3900]	3700 [3200–4500]	3500 [2900–4200]
New HIV infections (women, 15+)	22 000 [19 000–25 000]	19 000 [16 000–21 000]	16 000 [14 000–17 000]
New HIV infections (men, 15+)	38 000 [33 000–41 000]	29 000 [26 000–32 000]	27 000 [24 000–30 000]
HIV incidence per 1000 population	0.26 [0.24–0.29]	0.2 [0.18–0.22]	0.17 [0.16–0.19]
<b>AIDS-related deaths</b>			
AIDS-related deaths (all ages)	24 000 [19 000–28 000]	37 000 [32 000–42 000]	38 000 [33 000–43 000]
AIDS-related deaths (0–14)	2000 [1700–2300]	2600 [2200–3000]	2500 [2100–3000]
AIDS-related deaths (women, 15+)	5900 [4500–7300]	11 000 [8900–13 000]	12 000 [11 000–14 000]
AIDS-related deaths (men, 15+)	16 000 [13 000–19 000]	24 000 [21 000–27 000]	23 000 [20 000–27 000]
<b>People living with HIV</b>			
People living with HIV (all ages)	510 000 [450 000–590 000]	620 000 [540 000–730 000]	640 000 [550 000–750 000]
People living with HIV (0–14)	9300 [8100–11 000]	15 000 [13 000–18 000]	18 000 [15 000–20 000]
People living with HIV (women, 15+)	160 000 [140 000–180 000]	210 000 [180 000–240 000]	220 000 [190 000–260 000]
People living with HIV (men, 15+)	350 000 [300 000–400 000]	390 000 [340 000–470 000]	400 000 [350 000–480 000]
HIV prevalence (15–49)	0.4 [0.3–0.4]	0.4 [0.4–0.5]	0.4 [0.4–0.5]

## LAWS AND POLICIES

Laws criminalizing the transmission of, non-disclosure of or exposure to HIV transmission	...
Criminalization of sex work among consenting adults	...
Criminalization of same-sex sexual acts	Laws penalizing same-sex sexual acts have been decriminalized or never existed
Drug use or possession for personal use is an offence	...
Criminalization of transgender people	...
Laws or policies restricting the entry, stay and residence of people living with HIV	Yes
Parental consent for adolescents to access HIV testing	...
Spousal consent for married women to access sexual and reproductive health services	...
Mandatory HIV testing for marriage, work or residence permits or for certain groups	...

## STIGMA AND DISCRIMINATION

Percentage of women and men aged 15–49 years who report discriminatory attitudes towards people living with HIV

Percentage of people living with HIV denied health services because of their HIV status in the last 12 months

Percentage of people living with HIV who reported a health-care professional told others about their HIV status without their consent

## VIOLENCE

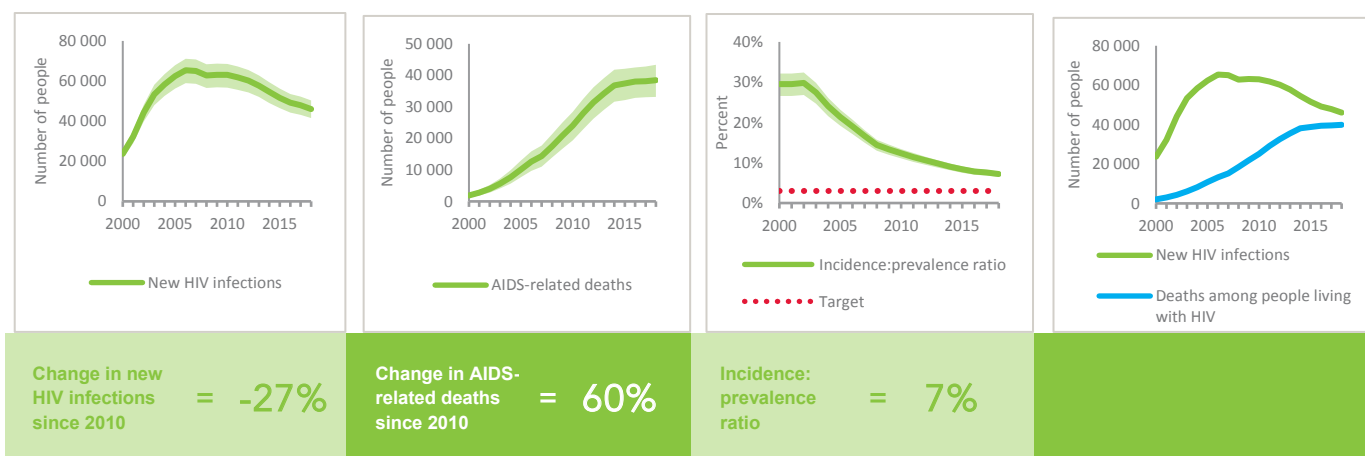
Proportion of ever-married or partnered women aged 15–49 years who experienced physical or sexual violence from a male intimate partner in the past 12 months

## EXPENDITURES

	Financing sources					Total
	Domestic private	Domestic public	International: PEPFAR	International: Global Fund	International: all others	
Last available report: 2016	...	\$103 052 033	...	\$26 912 887	\$43 512 146	\$173 477 066



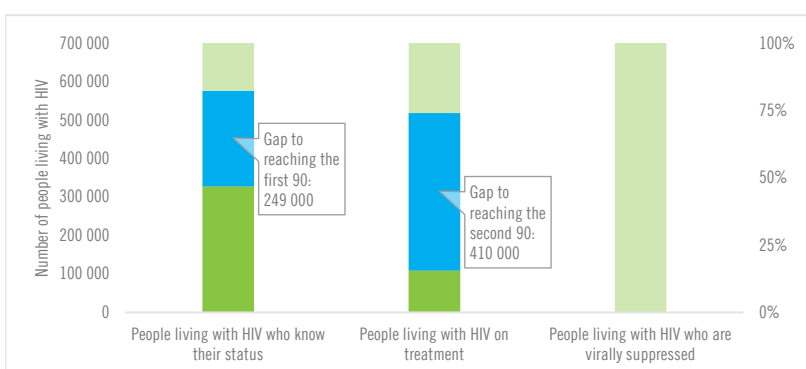
## EPIDEMIC TRANSITION METRICS



## KEY POPULATIONS

	Sex workers	Gay men and other men who have sex with men	People who inject drugs	Transgender people	Prisoners
Estimated size of population	...	...	...	...	...
HIV prevalence	5.3%	25.8%	28.8%	24.8%	1.0%
Know their HIV status	...	...	...	...	...
Antiretroviral therapy coverage	...	...	...	...	0.3%
Condom use	67.8%	81.0%	46.3%	...	...
Coverage of HIV prevention programmes	...	...	...	...	...
Avoidance of health care because of stigma and discrimination	...	...	...	...	...
Expenditures (0)	...	...	...	...	...

## HIV TESTING AND TREATMENT CASCADE



	51% [44–60%]	17% [15–20%] 108 000	...% [...–...%]
All ages			
Children (0–14)	53% [46–62%]	22% [19–26%] 3900	...% [...–...%]
Women (15+)	...% [...–...%]	17% [15–19%] 37 500	...% [...–...%]
Men (15+)	...% [...–...%]	17% [15–20%] 67 100	...% [...–...%]

## ELIMINATION OF MOTHER-TO-CHILD TRANSMISSION

	2010	2018
Percentage of pregnant women living with HIV accessing antiretroviral medicines	3% [2–3%]	15% [13–18%]
Early infant diagnosis	...% [...–...%]	1.2% [1.1–1.4%]

## HIV COMORBIDITIES

Estimated number of incident tuberculosis cases among people living with HIV (2017)	36 000 [20 000–56 000]
People living with HIV who started TB preventive therapy (2017)	15.6%
Cervical cancer screening of women living with HIV	...
People coinfectd with HIV and hepatitis B virus receiving combined treatment	...
People coinfectd with HIV and hepatitis C virus starting hepatitis C treatment	...

## HIV PREVENTION

Adults aged 15+ years with unsuppressed viral load	...
Knowledge of HIV prevention among young people aged 15–24 years	...
— Women	...
— Men	...
Condom use at last sex with a non-marital, non-cohabiting partner	...
— Women	...
— Men	...
Women aged 15–49 years who have their demand for family planning satisfied by modern methods	...
Men aged 15–49 years who are circumcised	Not applicable
Voluntary medical male circumcisions performed according to national standards	Not applicable
People who received PrEP at least once during the reporting period	...
Harm reduction	
— Use of sterile injecting equipment at last injection (2015)	88.9%
— Needles and syringes distributed per person who injects (2018)	3
— Coverage of opioid substitution therapy (2018)	10.5%
— Naloxone available (2019)	...
— Safe injection rooms available (2019)	...

EPIDEMIC ESTIMATES

	2010	2015	2018
<b>New HIV infections</b>			
New HIV infections (all ages)	1700 [1300–2100]	1500 [1200–1900]	1200 [910–1500]
New HIV infections (0–14)	... [...–...]	... [...–...]	... [...–...]
New HIV infections (women, 15+)	<200 [<200– <200]	<100 [<100– <100]	<100 [<100– <100]
New HIV infections (men, 15+)	1600 [1200–2000]	1500 [1100–1800]	1200 [860–1400]
HIV incidence per 1000 population	0.01 [0.01–0.02]	0.01 [<0.01–0.01]	0.01 [<0.01–0.01]
<b>AIDS-related deaths</b>			
AIDS-related deaths (all ages)	... [...–...]	... [...–...]	... [...–...]
AIDS-related deaths (0–14)	... [...–...]	... [...–...]	... [...–...]
AIDS-related deaths (women, 15+)	<100 [<100– <100]	<100 [<100– <100]	<100 [<100– <100]
AIDS-related deaths (men, 15+)	<200 [<100– <200]	<200 [<200– <500]	<500 [<200– <500]
<b>People living with HIV</b>			
People living with HIV (all ages)	19 000 [16 000–22 000]	27 000 [22 000–31 000]	30 000 [25 000–34 000]
People living with HIV (0–14)	... [...–...]	... [...–...]	... [...–...]
People living with HIV (women, 15+)	2400 [2100–2700]	2700 [2400–3100]	2800 [2500–3100]
People living with HIV (men, 15+)	17 000 [14 000–20 000]	24 000 [20 000–28 000]	27 000 [23 000–31 000]
HIV prevalence (15–49)	<0.1 [<0.1– <0.1]	<0.1 [<0.1– <0.1]	<0.1 [<0.1– <0.1]

LAWS AND POLICIES

Laws criminalizing the transmission of, non-disclosure of or exposure to HIV transmission	...
Criminalization of sex work among consenting adults	...
Criminalization of same-sex sexual acts	Laws penalizing same-sex sexual acts have been decriminalized or never existed
Drug use or possession for personal use is an offence	...
Criminalization of transgender people	...
Laws or policies restricting the entry, stay and residence of people living with HIV	No
Parental consent for adolescents to access HIV testing	...
Spousal consent for married women to access sexual and reproductive health services	...
Mandatory HIV testing for marriage, work or residence permits or for certain groups	...

STIGMA AND DISCRIMINATION

Percentage of women and men aged 15–49 years who report discriminatory attitudes towards people living with HIV

Percentage of people living with HIV denied health services because of their HIV status in the last 12 months

Percentage of people living with HIV who reported a health-care professional told others about their HIV status without their consent

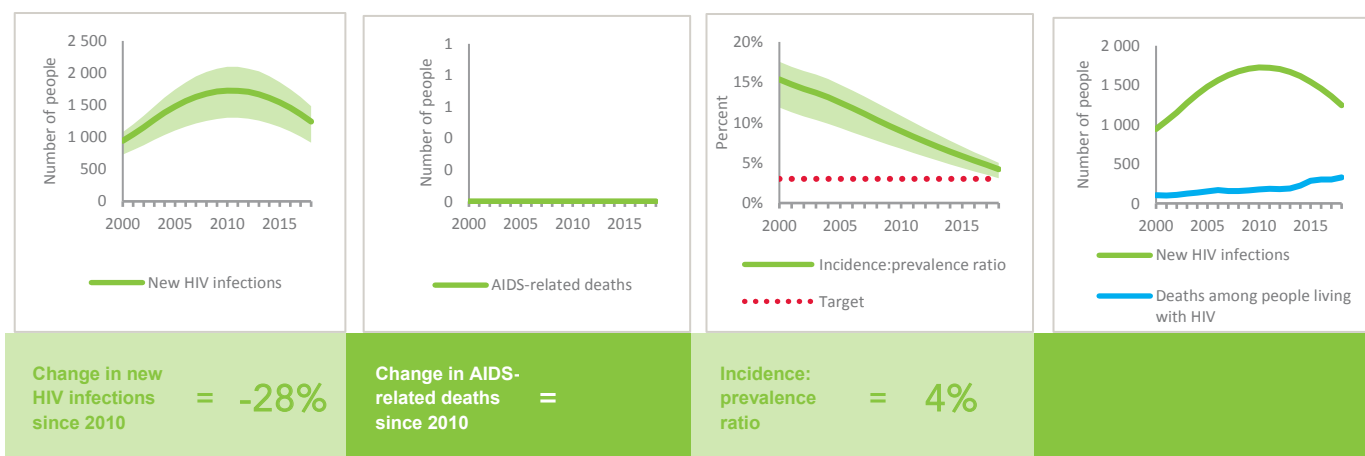
VIOLENCE

Proportion of ever-married or partnered women aged 15–49 years who experienced physical or sexual violence from a male intimate partner in the past 12 months

EXPENDITURES

	Financing sources					Total
	Domestic private	Domestic public	International: PEPFAR	International: Global Fund	International: all others	
Last available report: 2011	...	\$67 907 854	...	...	...	\$67 907 854

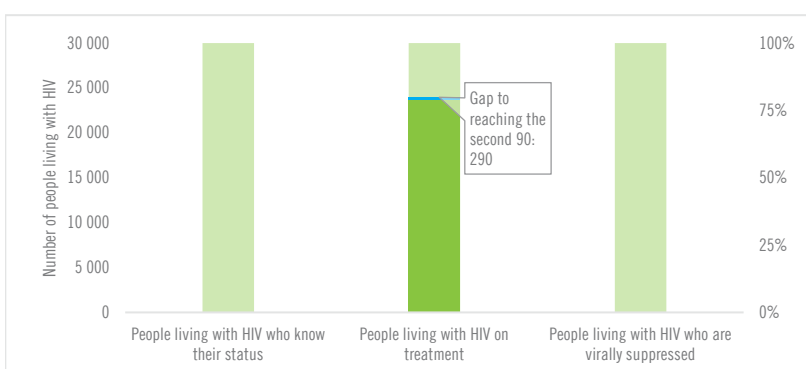
## EPIDEMIC TRANSITION METRICS



## KEY POPULATIONS

	Sex workers	Gay men and other men who have sex with men	People who inject drugs	Transgender people	Prisoners
Estimated size of population	...	...	...	...	...
HIV prevalence	0.0%	4.8%	0.0%	...	...
Know their HIV status	...	...	...	...	...
Antiretroviral therapy coverage	...	...	...	...	...
Condom use	...	71.0%	...	...	...
Coverage of HIV prevention programmes	...	...	...	...	...
Avoidance of health care because of stigma and discrimination	...	...	...	...	...
Expenditures (0)	...	...	...	...	...

## HIV TESTING AND TREATMENT CASCADE



	...	80% [68–92%] 23 700	...
All ages	...% [...–...%]	80% [68–92%] 23 700	...% [...–...%]
Children (0–14)	...% [...–...%]	...	...% [...–...%]
Women (15+)	...% [...–...%]	80% [71–89%] 2200	...% [...–...%]
Men (15+)	...% [...–...%]	80% [67–92%] 21 500	...% [...–...%]

## ELIMINATION OF MOTHER-TO-CHILD TRANSMISSION

	2010	2018
Percentage of pregnant women living with HIV accessing antiretroviral medicines	...% [...–...%]	...% [...–...%]
Early infant diagnosis	...% [...–...%]	...% [...–...%]

## HIV COMORBIDITIES

Estimated number of incident tuberculosis cases among people living with HIV (2017)	85 [70–100]
People living with HIV who started TB preventive therapy (2017)	...
Cervical cancer screening of women living with HIV	...
People coinfecting with HIV and hepatitis B virus receiving combined treatment	...
People coinfecting with HIV and hepatitis C virus starting hepatitis C treatment	...

## HIV PREVENTION

Adults aged 15+ years with unsuppressed viral load	...
Knowledge of HIV prevention among young people aged 15–24 years	...
— Women	...
— Men	...
Condom use at last sex with a non-marital, non-cohabiting partner	...
— Women	...
— Men	...
Women aged 15–49 years who have their demand for family planning satisfied by modern methods	...
Men aged 15–49 years who are circumcised	Not applicable
Voluntary medical male circumcisions performed according to national standards	Not applicable
People who received PrEP at least once during the reporting period	...
Harm reduction	...
— Use of sterile injecting equipment at last injection	...
— Needles and syringes distributed per person who injects	...
— Coverage of opioid substitution therapy	...
— Naloxone available (2019)	...
— Safe injection rooms available (2019)	...

### EPIDEMIC ESTIMATES

	2010	2015	2018
<b>New HIV infections</b>			
New HIV infections (all ages)	1000 [900–1100]	720 [650–790]	570 [510–630]
New HIV infections (0–14)	<200 [<200– <200]	<100 [<100– <200]	<100 [<100– <100]
New HIV infections (women, 15+)	<500 [<500– <500]	<500 [<500– <500]	<200 [<200– <500]
New HIV infections (men, 15+)	<500 [<500–520]	<500 [<500– <500]	<500 [<500– <500]
HIV incidence per 1000 population	0.16 [0.15–0.18]	0.11 [0.1–0.12]	0.08 [0.07–0.09]
<b>AIDS-related deaths</b>			
AIDS-related deaths (all ages)	<500 [<500– <500]	<500 [<500– <500]	<500 [<500– <500]
AIDS-related deaths (0–14)	<100 [<100– <100]	<100 [<100– <100]	<100 [<100– <100]
AIDS-related deaths (women, 15+)	<200 [<100– <200]	<200 [<100– <200]	<200 [<100– <200]
AIDS-related deaths (men, 15+)	<200 [<200– <500]	<200 [<200– <500]	<200 [<200– <200]
<b>People living with HIV</b>			
People living with HIV (all ages)	9900 [8800–11 000]	11 000 [10 000–13 000]	12 000 [11 000–14 000]
People living with HIV (0–14)	550 [<500–640]	700 [620–810]	700 [620–820]
People living with HIV (women, 15+)	4200 [3700–4700]	4800 [4300–5500]	5000 [4500–5700]
People living with HIV (men, 15+)	5200 [4600–6000]	5900 [5200–6900]	6300 [5500–7300]
HIV prevalence (15–49)	0.3 [0.2–0.3]	0.3 [0.2–0.3]	0.3 [0.2–0.3]

### LAWS AND POLICIES

Laws criminalizing the transmission of, non-disclosure of or exposure to HIV transmission	...
Criminalization of sex work among consenting adults	...
Criminalization of same-sex sexual acts	Laws penalizing same-sex sexual acts have been decriminalized or never existed
Drug use or possession for personal use is an offence	...
Criminalization of transgender people	...
Laws or policies restricting the entry, stay and residence of people living with HIV	No
Parental consent for adolescents to access HIV testing	...
Spousal consent for married women to access sexual and reproductive health services	...
Mandatory HIV testing for marriage, work or residence permits or for certain groups	...

### STIGMA AND DISCRIMINATION

Percentage of women and men aged 15–49 years who report discriminatory attitudes towards people living with HIV	<b>2017</b> 48.1
Percentage of people living with HIV denied health services because of their HIV status in the last 12 months	
Percentage of people living with HIV who reported a health-care professional told others about their HIV status without their consent	

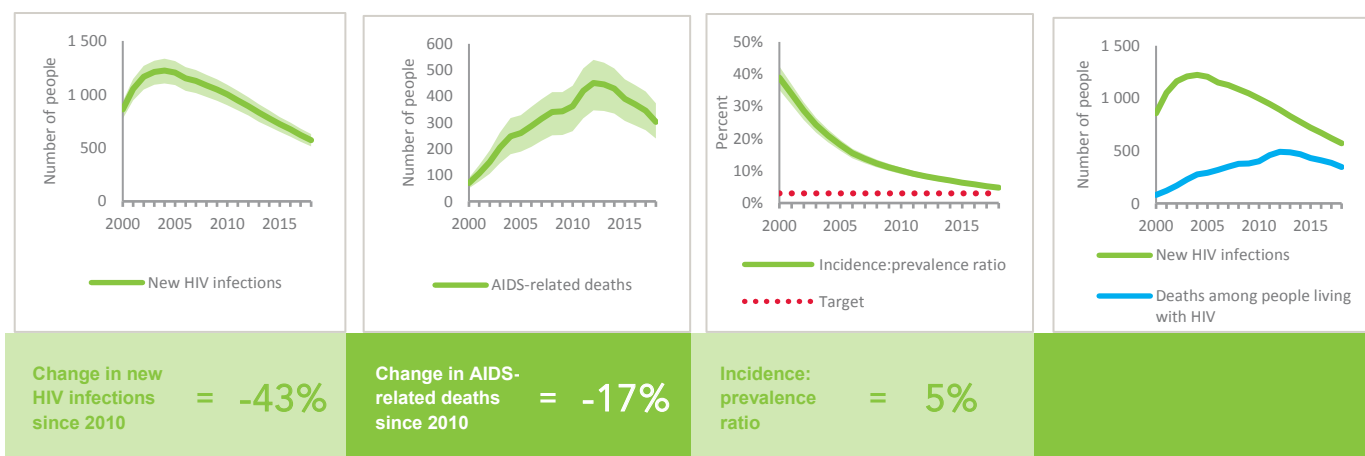
### VIOLENCE

Proportion of ever-married or partnered women aged 15–49 years who experienced physical or sexual violence from a male intimate partner in the past 12 months

### EXPENDITURES

	Financing sources					Total
	Domestic private	Domestic public	International: PEPFAR	International: Global Fund	International: all others	
Last available report: 2017	...	\$569 221	\$459 782	\$3 246 284	\$358 204	\$4 633 491

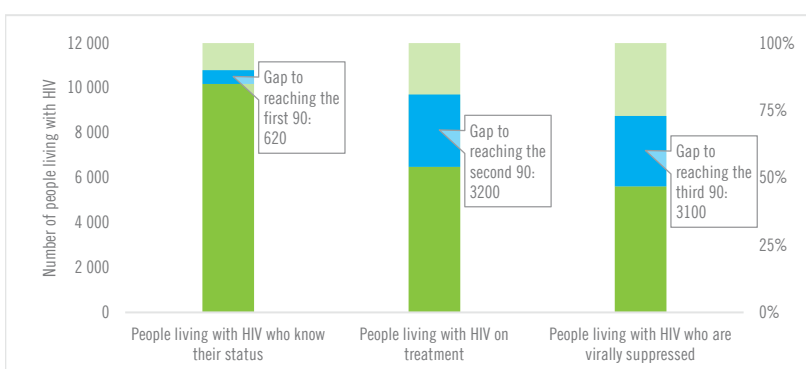
## EPIDEMIC TRANSITION METRICS



## KEY POPULATIONS

	Sex workers	Gay men and other men who have sex with men	People who inject drugs	Transgender people	Prisoners
Estimated size of population	14 000	17 000	...	...	...
HIV prevalence	1.0%	2.8%	...	...	...
Know their HIV status	95.4%	10.2%	...	...	...
Antiretroviral therapy coverage	...	...	...	...	...
Condom use	91.8%	25.7%	...	...	...
Coverage of HIV prevention programmes	50.7%	7.8%	...	...	...
Avoidance of health care because of stigma and discrimination	2.3%	75.0%	...	...	...
Expenditures (2017)	\$329 955	\$675 288	\$20 413		

## HIV TESTING AND TREATMENT CASCADE



	85% [75- >95%]	54% [48-62%] 6500	47% [41-54%]
All ages			
Children (0-14)	... [...-...%]	40% [35-46%] 280	35% [30-40%]
Women (15+)	... [...-...%]	57% [51-64%] 2800	52% [47-59%]
Men (15+)	... [...-...%]	54% [47-62%] 3400	44% [39-51%]

## ELIMINATION OF MOTHER-TO-CHILD TRANSMISSION

	2010	2018
Percentage of pregnant women living with HIV accessing antiretroviral medicines	8% [6-9%]	35% [31-41%]
Early infant diagnosis	<1% [<1-1.1%]	12.7% [10.9-14.7%]

## HIV COMORBIDITIES

Estimated number of incident tuberculosis cases among people living with HIV (2017)	680 [430-980]
People living with HIV who started TB preventive therapy (2017)	...
Cervical cancer screening of women living with HIV	...
People coinfecting with HIV and hepatitis B virus receiving combined treatment	...
People coinfecting with HIV and hepatitis C virus starting hepatitis C treatment	...

## HIV PREVENTION

Adults aged 15+ years with unsuppressed viral load	0.1%
Knowledge of HIV prevention among young people aged 15-24 years	
— Women	...
— Men	...
Condom use at last sex with a non-marital, non-cohabiting partner	
— Women	...
— Men	...
Women aged 15-49 years who have their demand for family planning satisfied by modern methods	...
Men aged 15-49 years who are circumcised	Not applicable
Voluntary medical male circumcisions performed according to national standards	Not applicable
People who received PrEP at least once during the reporting period	...
Harm reduction	
— Use of sterile injecting equipment at last injection	...
— Needles and syringes distributed per person who injects (2017)	3
— Coverage of opioid substitution therapy	...
— Naloxone available (2019)	...
— Safe injection rooms available (2019)	...

## EPIDEMIC ESTIMATES

	2010	2015	2018
<b>New HIV infections</b>			
New HIV infections (all ages)	5400 [4900–5900]	5200 [4700–5700]	5600 [5100–6100]
New HIV infections (0–14)	<100 [<100– <200]	<100 [<100– <100]	<100 [<100– <100]
New HIV infections (women, 15+)	820 [700–940]	<500 [<500– <500]	<500 [<200– <500]
New HIV infections (men, 15+)	4500 [4100–4900]	4900 [4400–5300]	5400 [4900–5900]
HIV incidence per 1000 population	0.19 [0.17–0.21]	0.17 [0.15–0.19]	0.18 [0.16–0.19]
<b>AIDS-related deaths</b>			
AIDS-related deaths (all ages)	2900 [2400–3300]	3600 [3100–4100]	2600 [2100–3300]
AIDS-related deaths (0–14)	<100 [<100– <100]	<100 [<100– <100]	<100 [<100– <100]
AIDS-related deaths (women, 15+)	680 [550–800]	800 [640–980]	550 [<500–800]
AIDS-related deaths (men, 15+)	2200 [1800–2500]	2800 [2400–3200]	2100 [1700–2600]
<b>People living with HIV</b>			
People living with HIV (all ages)	74 000 [65 000–86 000]	81 000 [71 000–92 000]	87 000 [77 000–98 000]
People living with HIV (0–14)	730 [590–900]	570 [<500–710]	<500 [<500–520]
People living with HIV (women, 15+)	17 000 [15 000–19 000]	16 000 [14 000–18 000]	15 000 [13 000–17 000]
People living with HIV (men, 15+)	57 000 [50 000–66 000]	64 000 [57 000–73 000]	72 000 [64 000–81 000]
HIV prevalence (15–49)	0.4 [0.4–0.5]	0.4 [0.3–0.5]	0.4 [0.4–0.5]

## LAWS AND POLICIES

Laws criminalizing the transmission of, non-disclosure of or exposure to HIV transmission	Yes
Criminalization of sex work among consenting adults	Any criminalization or punitive regulation of sex work
Criminalization of same-sex sexual acts	Yes, imprisonment (14 years - life)
Drug use or possession for personal use is an offence	Possession of drugs for personal use or drug use and/or consumption are specified as criminal offences
Criminalization of transgender people	...
Laws or policies restricting the entry, stay and residence of people living with HIV	Yes
Parental consent for adolescents to access HIV testing	Yes, for adolescents younger than 18 years
Spousal consent for married women to access sexual and reproductive health services	No
Mandatory HIV testing for marriage, work or residence permits or for certain groups	Yes

## STIGMA AND DISCRIMINATION

Percentage of women and men aged 15–49 years who report discriminatory attitudes towards people living with HIV

Percentage of people living with HIV denied health services because of their HIV status in the last 12 months

Percentage of people living with HIV who reported a health-care professional told others about their HIV status without their consent

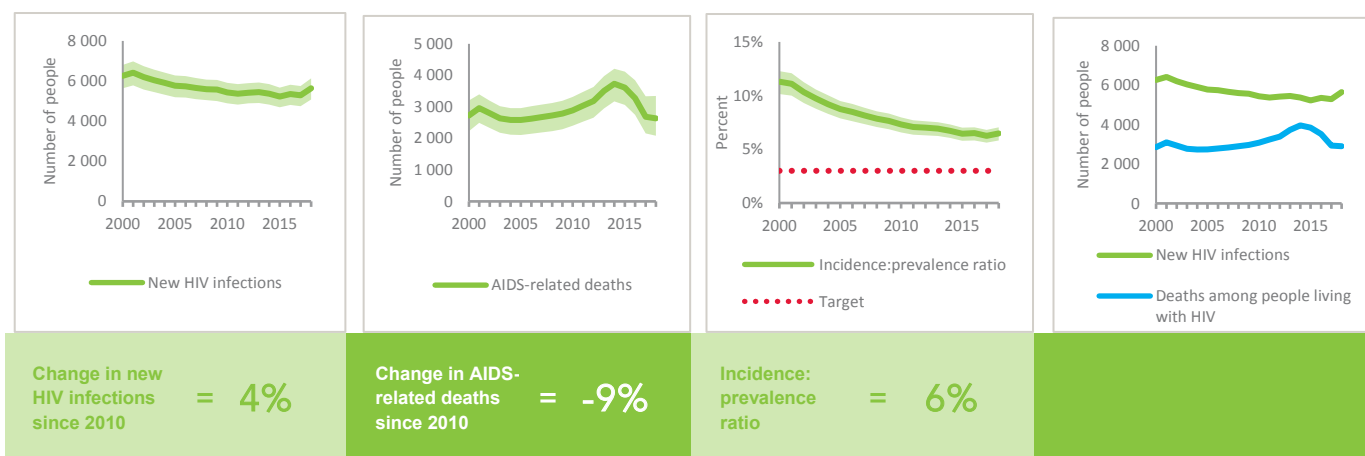
## VIOLENCE

Proportion of ever-married or partnered women aged 15–49 years who experienced physical or sexual violence from a male intimate partner in the past 12 months

## EXPENDITURES

	Financing sources					Total
	Domestic private	Domestic public	International: PEPFAR	International: Global Fund	International: all others	
Last available report: 2017	\$721 955	\$35 065 813	...	\$906 297	\$241 688	\$36 935 753

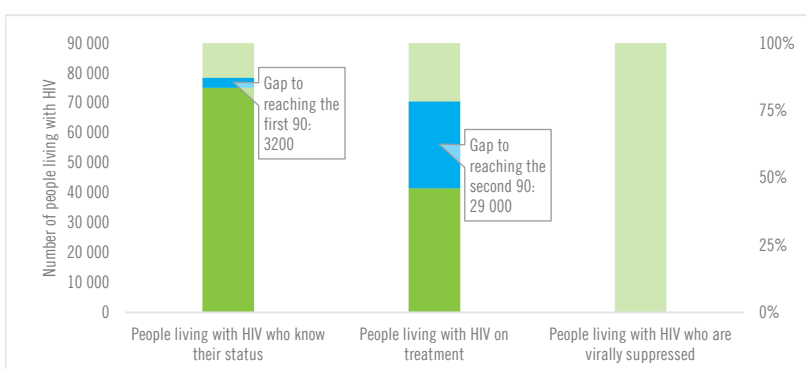
## EPIDEMIC TRANSITION METRICS



## KEY POPULATIONS

	Sex workers	Gay men and other men who have sex with men	People who inject drugs	Transgender people	Prisoners
Estimated size of population	37 000	...	75 000	...	...
HIV prevalence	6.3%	21.6%	13.5%	10.9%	0.2%
Know their HIV status	35.1%	43.3%	38.9%	43.0%	...
Antiretroviral therapy coverage	...	62.6%	34.6%	...	...
Condom use	83.5%	65.4%	25.7%	78.2%	...
Coverage of HIV prevention programmes	40.0%	36.7%	1.4%	57.9%	...
Avoidance of health care because of stigma and discrimination	...	...	...	...	...
Expenditures (2017)	\$272 583	\$248 103	\$5 000 328	...	...

## HIV TESTING AND TREATMENT CASCADE



	2010	2018
All ages	86% [77- >95%]	48% [42-53%] 41 500
Children (0-14)	94% [77- >95%]	94% [77- >95%] 400
Women (15+)	75% [65-85%]	71% [62-80%] 10 400
Men (15+)	89% [79- >95%]	43% [38-48%] 30 700

## ELIMINATION OF MOTHER-TO-CHILD TRANSMISSION

	2010	2018
Percentage of pregnant women living with HIV accessing antiretroviral medicines	50% [41-61%]	>95% [86- >95%]
Early infant diagnosis	48.0% [39.1-57.7%]	>95% [79.3- >95%]

## HIV COMORBIDITIES

Estimated number of incident tuberculosis cases among people living with HIV (2017)	1800 [1500-2100]
People living with HIV who started TB preventive therapy (2017)	78.8%
Cervical cancer screening of women living with HIV	...
People coinfectd with HIV and hepatitis B virus receiving combined treatment (2018)	31.9%
People coinfectd with HIV and hepatitis C virus starting hepatitis C treatment (2018)	27.9%

## HIV PREVENTION

Adults aged 15+ years with unsuppressed viral load	...
Knowledge of HIV prevention among young people aged 15-24 years (2015)	
— Women	41.1%
— Men	41.8%
Condom use at last sex with a non-marital, non-cohabiting partner	
— Women	...
— Men	...
Women aged 15-49 years who have their demand for family planning satisfied by modern methods	...
Men aged 15-49 years who are circumcised	Not applicable
Voluntary medical male circumcisions performed according to national standards	Not applicable
People who received PrEP at least once during the reporting period	...
Harm reduction	
— Use of sterile injecting equipment at last injection (2017)	79.5%
— Needles and syringes distributed per person who injects (2018)	18
— Coverage of opioid substitution therapy (2018)	74.3%
— Naloxone available (2019)	No
— Safe injection rooms available (2019)	No

## KEY POPULATIONS

	Sex workers	Gay men and other men who have sex with men	People who inject drugs	Transgender people	Prisoners
Estimated size of population	...	...	...	...	...
HIV prevalence	...	...	...	...	...
Know their HIV status	...	...	...	...	...
Antiretroviral therapy coverage	...	...	...	...	...
Condom use	...	...	...	...	...
Coverage of HIV prevention programmes	...	...	...	...	...
Avoidance of health care because of stigma and discrimination	...	...	...	...	...
Expenditures (0)	...	...	...	...	...

## HIV TESTING AND TREATMENT CASCADE



Category	People living with HIV who know their status	People living with HIV on treatment	People living with HIV who are virally suppressed
All ages	...% [...-...%]	...% [...-...%]	...% [...-...%]
Children (0-14)	...% [...-...%]	...% [...-...%]	...% [...-...%]
Women (15+)	...% [...-...%]	...% [...-...%]	...% [...-...%]
Men (15+)	...% [...-...%]	...% [...-...%]	...% [...-...%]

## EXPENDITURES

	Financing sources					Total
	Domestic private	Domestic public	International: PEPFAR	International: Global Fund	International: all others	
Last available report:	...	...	...	...	...	...

## HIV COMORBIDITIES

Estimated number of incident tuberculosis cases among people living with HIV (2017)	0 [0-0]
People living with HIV who started TB preventive therapy (2017)	0%
Cervical cancer screening of women living with HIV	...
People coinfecting with HIV and hepatitis B virus receiving combined treatment (2018)	0%
People coinfecting with HIV and hepatitis C virus starting hepatitis C treatment (2018)	0%

## HIV PREVENTION

Adults aged 15+ years with unsuppressed viral load	...
Knowledge of HIV prevention among young people aged 15-24 years (2016)	
— Women	29.3%
— Men	26.4%
Condom use at last sex with a non-marital, non-cohabiting partner	
— Women	...
— Men	...
Women aged 15-49 years who have their demand for family planning satisfied by modern methods (2017)	29.4%
Men aged 15-49 years who are circumcised	Not applicable
Voluntary medical male circumcisions performed according to national standards	Not applicable
People who received PrEP at least once during the reporting period	...
Harm reduction	
— Use of sterile injecting equipment at last injection	...
— Needles and syringes distributed per person who injects	...
— Coverage of opioid substitution therapy	...
— Naloxone available (2019)	...
— Safe injection rooms available (2019)	...

**Note:** HIV epidemiological estimates were not available at the time of publication.



---

## LAWS AND POLICIES

Laws criminalizing the transmission of, non-disclosure of or exposure to HIV transmission ...

---

Criminalization of sex work among consenting adults ...

---

Criminalization of same-sex sexual acts Yes, imprisonment (up to 14 years)

---

Drug use or possession for personal use is an offence ...

---

Criminalization of transgender people ...

---

Laws or policies restricting the entry, stay and residence of people living with HIV Yes

---

Parental consent for adolescents to access HIV testing ...

---

Spousal consent for married women to access sexual and reproductive health services ...

---

Mandatory HIV testing for marriage, work or residence permits or for certain groups ...

---

## STIGMA AND DISCRIMINATION

Percentage of women and men aged 15–49 years who report discriminatory attitudes towards people living with HIV

---

Percentage of people living with HIV denied health services because of their HIV status in the last 12 months

---

Percentage of people living with HIV who reported a health-care professional told others about their HIV status without their consent

---

## VIOLENCE

Proportion of ever-married or partnered women aged 15–49 years who experienced physical or sexual violence from a male intimate partner in the past 12 months

## EPIDEMIC ESTIMATES

	2010	2015	2018
<b>New HIV infections</b>			
New HIV infections (all ages)	<100 [<100– <100]	<100 [<100– <100]	<100 [<100– <100]
New HIV infections (0–14)	... [...–...]	... [...–...]	... [...–...]
New HIV infections (women, 15+)	<100 [<100– <100]	<100 [<100– <100]	<100 [<100– <100]
New HIV infections (men, 15+)	<100 [<100– <100]	<100 [<100– <100]	<100 [<100– <100]
HIV incidence per 1000 population	0.02 [0.02–0.02]	0.02 [0.01–0.02]	0.01 [0.01–0.02]
<b>AIDS-related deaths</b>			
AIDS-related deaths (all ages)	<100 [<100– <100]	<100 [<100– <100]	<100 [<100– <100]
AIDS-related deaths (0–14)	... [...–...]	... [...–...]	... [...–...]
AIDS-related deaths (women, 15+)	<100 [<100– <100]	<100 [<100– <100]	<100 [<100– <100]
AIDS-related deaths (men, 15+)	<100 [<100– <100]	<100 [<100– <100]	<100 [<100– <100]
<b>People living with HIV</b>			
People living with HIV (all ages)	<500 [<500– <500]	540 [<500–600]	600 [530–670]
People living with HIV (0–14)	... [...–...]	... [...–...]	... [...–...]
People living with HIV (women, 15+)	<100 [<100– <100]	<100 [<100– <200]	<200 [<100– <200]
People living with HIV (men, 15+)	<500 [<500– <500]	<500 [<500– <500]	<500 [<500–550]
HIV prevalence (15–49)	<0.1 [<0.1– <0.1]	<0.1 [<0.1– <0.1]	<0.1 [<0.1– <0.1]

## LAWS AND POLICIES

Laws criminalizing the transmission of, non-disclosure of or exposure to HIV transmission	Yes
Criminalization of sex work among consenting adults	Any criminalization or punitive regulation of sex work
Criminalization of same-sex sexual acts	Laws penalizing same-sex sexual acts have been decriminalized or never existed
Drug use or possession for personal use is an offence	Possession of drugs for personal use or drug use and/or consumption are specified as criminal offences
Criminalization of transgender people	Neither criminalized nor prosecuted
Laws or policies restricting the entry, stay and residence of people living with HIV	No
Parental consent for adolescents to access HIV testing	Yes, for adolescents younger than 18 years
Spousal consent for married women to access sexual and reproductive health services	No
Mandatory HIV testing for marriage, work or residence permits or for certain groups	Yes

## STIGMA AND DISCRIMINATION

Percentage of women and men aged 15–49 years who report discriminatory attitudes towards people living with HIV	2010	2014
	75.6	72.7

Percentage of people living with HIV denied health services because of their HIV status in the last 12 months

Percentage of people living with HIV who reported a health-care professional told others about their HIV status without their consent

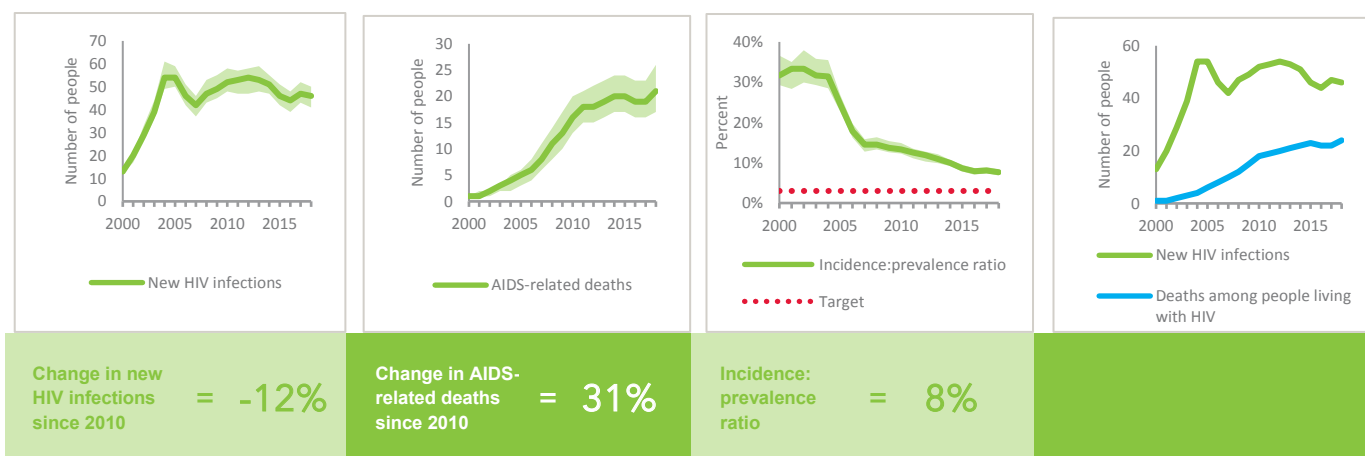
## VIOLENCE

Proportion of ever-married or partnered women aged 15–49 years who experienced physical or sexual violence from a male intimate partner in the past 12 months

## EXPENDITURES

	Financing sources					Total
	Domestic private	Domestic public	International: PEPFAR	International: Global Fund	International: all others	
Last available report: 2016	...	\$3 032 500	...	...	...	\$5 255 800

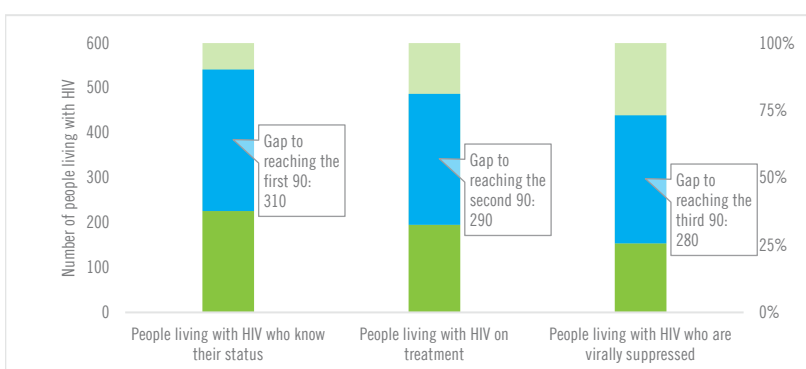
## EPIDEMIC TRANSITION METRICS



## KEY POPULATIONS

	Sex workers	Gay men and other men who have sex with men	People who inject drugs	Transgender people	Prisoners
Estimated size of population	...	...	...	...	...
HIV prevalence	0.0%	9.2%	...	...	0.0%
Know their HIV status	76.4%	87.7%	...	...	...
Antiretroviral therapy coverage	...	90.3%	...	...	...
Condom use	84.3%	76.5%	...	...	...
Coverage of HIV prevention programmes	...	...	...	...	...
Avoidance of health care because of stigma and discrimination	...	...	...	...	...
Expenditures (0)	...	...	...	...	...

## HIV TESTING AND TREATMENT CASCADE



	2010	2018
All ages	38% [33–42%]	32% [29–36%] 200
Children (0–14)	...% [...–...%]	...% [...–...%] ...
Women (15+)	39% [35–44%]	30% [27–33%] 30
Men (15+)	38% [33–42%]	33% [29–37%] 160

## ELIMINATION OF MOTHER-TO-CHILD TRANSMISSION

	2010	2018
Percentage of pregnant women living with HIV accessing antiretroviral medicines	...% [...–...%]	...% [...–...%]
Early infant diagnosis	...% [...–...%]	...% [...–...%]

## HIV COMORBIDITIES

Estimated number of incident tuberculosis cases among people living with HIV (2017)	25 [13–42]
People living with HIV who started TB preventive therapy (2017)	4%
Cervical cancer screening of women living with HIV	...
People coinfectd with HIV and hepatitis B virus receiving combined treatment (2018)	100%
People coinfectd with HIV and hepatitis C virus starting hepatitis C treatment (2018)	0%

## HIV PREVENTION

Adults aged 15+ years with unsuppressed viral load	<0.1%
Knowledge of HIV prevention among young people aged 15–24 years (2014)	
— Women	22.8%
— Men	20.7%

Condom use at last sex with a non-marital, non-cohabiting partner	
— Women	...
— Men	...

Women aged 15–49 years who have their demand for family planning satisfied by modern methods	...
--	-----

Men aged 15–49 years who are circumcised	Not applicable
--	----------------

Voluntary medical male circumcisions performed according to national standards	Not applicable
--	----------------

People who received PrEP at least once during the reporting period (2018)	1
---	---

Harm reduction	
— Use of sterile injecting equipment at last injection	...
— Needles and syringes distributed per person who injects	...
— Coverage of opioid substitution therapy	...
— Naloxone available (2019)	No
— Safe injection rooms available (2019)	No

## EPIDEMIC ESTIMATES

	2010	2015	2018
<b>New HIV infections</b>			
New HIV infections (all ages)	16 000 [14 000–17 000]	13 000 [12 000–15 000]	11 000 [9500–12 000]
New HIV infections (0–14)	1300 [940–1800]	1100 [920–1300]	840 [680–990]
New HIV infections (women, 15+)	5200 [4600–5900]	3700 [3300–4200]	2800 [2500–3200]
New HIV infections (men, 15+)	9000 [8000–9900]	8400 [7500–9200]	7000 [6200–7700]
HIV incidence per 1000 population	0.31 [0.28–0.35]	0.26 [0.23–0.28]	0.2 [0.18–0.22]
<b>AIDS-related deaths</b>			
AIDS-related deaths (all ages)	11 000 [9600–13 000]	9500 [7400–12 000]	7800 [5900–11 000]
AIDS-related deaths (0–14)	900 [690–1100]	520 [<500–620]	<500 [<500– <500]
AIDS-related deaths (women, 15+)	2000 [1700–2500]	2200 [1700–3100]	2100 [1600–3000]
AIDS-related deaths (men, 15+)	8200 [7100–9400]	6700 [5300–8500]	5300 [3900–7500]
<b>People living with HIV</b>			
People living with HIV (all ages)	220 000 [190 000–260 000]	230 000 [210 000–270 000]	240 000 [210 000–270 000]
People living with HIV (0–14)	8200 [6900–9600]	9600 [8300–11 000]	9800 [8400–11 000]
People living with HIV (women, 15+)	76 000 [66 000–87 000]	84 000 [75 000–96 000]	87 000 [78 000–98 000]
People living with HIV (men, 15+)	140 000 [120 000–160 000]	140 000 [120 000–160 000]	140 000 [120 000–160 000]
HIV prevalence (15–49)	0.8 [0.6–0.9]	0.8 [0.6–0.9]	0.8 [0.6–0.9]

## LAWS AND POLICIES

Laws criminalizing the transmission of, non-disclosure of or exposure to HIV transmission	No
Criminalization of sex work among consenting adults	Any criminalization or punitive regulation of sex work
Criminalization of same-sex sexual acts	Yes, imprisonment (14 years - life)
Drug use or possession for personal use is an offence	Possession of drugs for personal use or drug use and/or consumption are specified as criminal offences
Criminalization of transgender people	Neither criminalized nor prosecuted
Laws or policies restricting the entry, stay and residence of people living with HIV	No
Parental consent for adolescents to access HIV testing	No
Spousal consent for married women to access sexual and reproductive health services	No
Mandatory HIV testing for marriage, work or residence permits or for certain groups	Yes

## STIGMA AND DISCRIMINATION

Percentage of women and men aged 15–49 years who report discriminatory attitudes towards people living with HIV **2016**  
63.3

Percentage of people living with HIV denied health services because of their HIV status in the last 12 months

Percentage of people living with HIV who reported a health-care professional told others about their HIV status without their consent

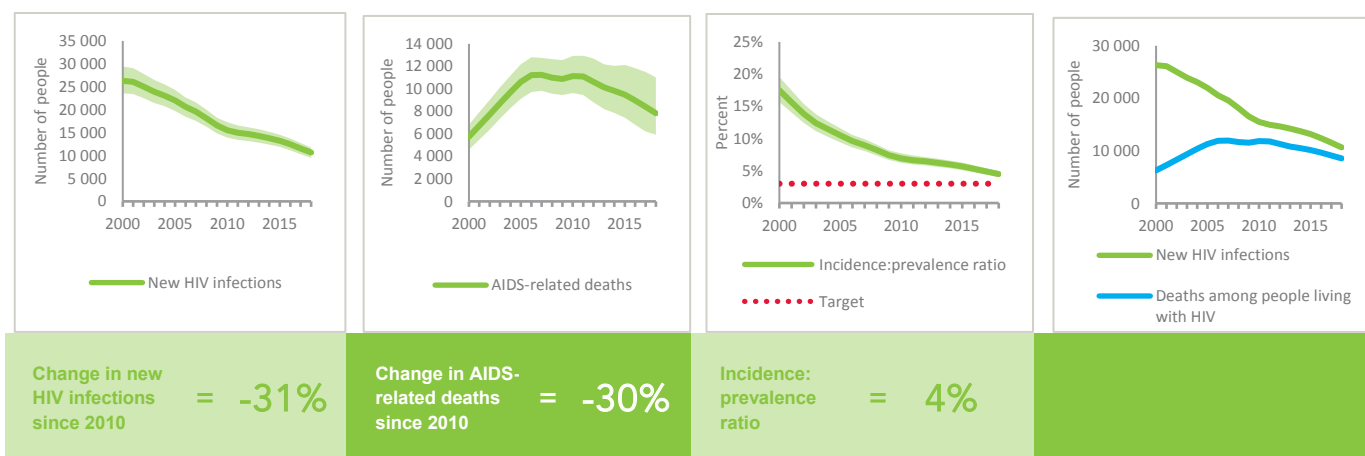
## VIOLENCE

Proportion of ever-married or partnered women aged 15–49 years who experienced physical or sexual violence from a male intimate partner in the past 12 months **2016**  
11

## EXPENDITURES

	Financing sources					Total
	Domestic private	Domestic public	International: PEPFAR	International: Global Fund	International: all others	
Last available report: 2017	\$2 382 058	\$20 212 929	\$12 248 661	\$51 148 388	\$20 477 207	\$106 469 242

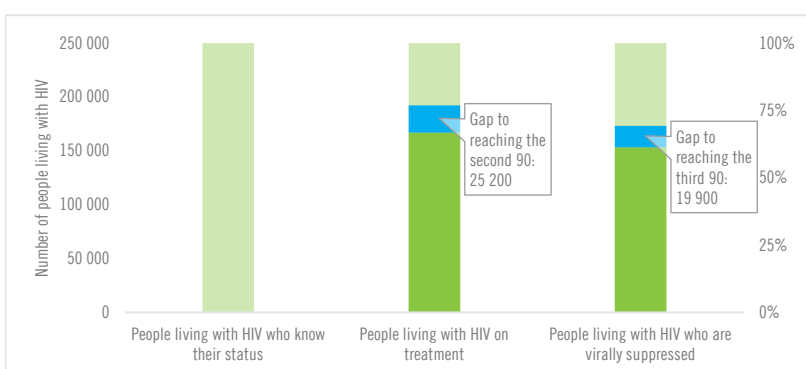
## EPIDEMIC TRANSITION METRICS



## KEY POPULATIONS

	Sex workers	Gay men and other men who have sex with men	People who inject drugs	Transgender people	Prisoners
Estimated size of population	...	...	...	...	...
HIV prevalence	5.6%	6.4%	19.0%	...	7.7%
Know their HIV status	44.6%	52.4%	27.9%	...	...
Antiretroviral therapy coverage	...	...	14.1%	...	...
Condom use	81.1%	77.1%	21.9%	...	...
Coverage of HIV prevention programmes	...	...	34.2%	...	...
Avoidance of health care because of stigma and discrimination	...	...	...	...	...
Expenditures (0)	...	...	...	...	...

## HIV TESTING AND TREATMENT CASCADE



	...	70% [63–79%] 167 000	65% [58–73%]
All ages	...% [...–...%]		
Children (0–14)	...% [...–...%]	80% [69–93%] 7900	67% [57–77%]
Women (15+)	...% [...–...%]	81% [73–91%] 70 500	75% [67–84%]
Men (15+)	...% [...–...%]	63% [56–72%] 88 600	58% [52–66%]

## ELIMINATION OF MOTHER-TO-CHILD TRANSMISSION

	2010	2018
Percentage of pregnant women living with HIV accessing antiretroviral medicines	34% [28–41%]	80% [69–89%]
Early infant diagnosis	1.1% [<1–1.3%]	25.0% [22.2–28.8%]

## HIV COMORBIDITIES

Estimated number of incident tuberculosis cases among people living with HIV (2017)	17 000 [12 000–22 000]
People living with HIV who started TB preventive therapy (2017)	17.5%
Cervical cancer screening of women living with HIV	...
People coinfecting with HIV and hepatitis B virus receiving combined treatment (2018)	82%
People coinfecting with HIV and hepatitis C virus starting hepatitis C treatment	...

## HIV PREVENTION

Adults aged 15+ years with unsuppressed viral load	0.2%
Knowledge of HIV prevention among young people aged 15–24 years (2016)	
— Women	16.2%
— Men	17.8%
Condom use at last sex with a non-marital, non-cohabiting partner (2016)	
— Women	...
— Men	77.4%
Women aged 15–49 years who have their demand for family planning satisfied by modern methods (2016)	74.9%
Men aged 15–49 years who are circumcised (2016)	Not applicable
Voluntary medical male circumcisions performed according to national standards	Not applicable
People who received PrEP at least once during the reporting period	...
Harm reduction	
— Use of sterile injecting equipment at last injection (2017)	90.8%
— Needles and syringes distributed per person who injects (2018)	351
— Coverage of opioid substitution therapy (2018)	17.2%
— Naloxone available (2019)	No
— Safe injection rooms available (2019)	No

## EPIDEMIC ESTIMATES

	2010	2015	2018
<b>New HIV infections</b>			
New HIV infections (all ages)	2100 [1900–2300]	1200 [1100–1300]	900 [800–980]
New HIV infections (0–14)	<500 [<200– <500]	<200 [<200– <200]	<100 [<100– <200]
New HIV infections (women, 15+)	850 [740–940]	<500 [<500– <500]	<500 [<500– <500]
New HIV infections (men, 15+)	1000 [910–1100]	680 [600–740]	530 [<500–580]
HIV incidence per 1000 population	0.08 [0.07–0.09]	0.04 [0.04–0.05]	0.03 [0.03–0.03]
<b>AIDS-related deaths</b>			
AIDS-related deaths (all ages)	1400 [1200–1700]	1100 [920–1400]	910 [700–1200]
AIDS-related deaths (0–14)	<200 [<200– <200]	<100 [<100– <200]	<100 [<100– <100]
AIDS-related deaths (women, 15+)	<500 [<500– <500]	<500 [<200– <500]	<200 [<200– <500]
AIDS-related deaths (men, 15+)	1000 [840–1200]	850 [680–1100]	680 [540–910]
<b>People living with HIV</b>			
People living with HIV (all ages)	31 000 [27 000–36 000]	31 000 [27 000–36 000]	30 000 [26 000–34 000]
People living with HIV (0–14)	1400 [1300–1700]	1500 [1400–1800]	1400 [1200–1600]
People living with HIV (women, 15+)	9800 [8700–11 000]	11 000 [9900–13 000]	12 000 [10 000–13 000]
People living with HIV (men, 15+)	20 000 [17 000–24 000]	18 000 [16 000–21 000]	17 000 [15 000–20 000]
HIV prevalence (15–49)	0.2 [0.2–0.2]	0.2 [0.1–0.2]	0.1 [0.1–0.2]

## LAWS AND POLICIES

Laws criminalizing the transmission of, non-disclosure of or exposure to HIV transmission	Yes
Criminalization of sex work among consenting adults	Any criminalization or punitive regulation of sex work
Criminalization of same-sex sexual acts	Laws penalizing same-sex sexual acts have been decriminalized or never existed
Drug use or possession for personal use is an offence	Possession of drugs for personal use or drug use and/or consumption are specified as criminal offences
Criminalization of transgender people	Neither criminalized nor prosecuted
Laws or policies restricting the entry, stay and residence of people living with HIV	No
Parental consent for adolescents to access HIV testing	Yes, for adolescents younger than 16 years
Spousal consent for married women to access sexual and reproductive health services	No
Mandatory HIV testing for marriage, work or residence permits or for certain groups	No

## STIGMA AND DISCRIMINATION

	2011	2016
Percentage of women and men aged 15–49 years who report discriminatory attitudes towards people living with HIV	28.3	38

Percentage of people living with HIV denied health services because of their HIV status in the last 12 months

Percentage of people living with HIV who reported a health-care professional told others about their HIV status without their consent

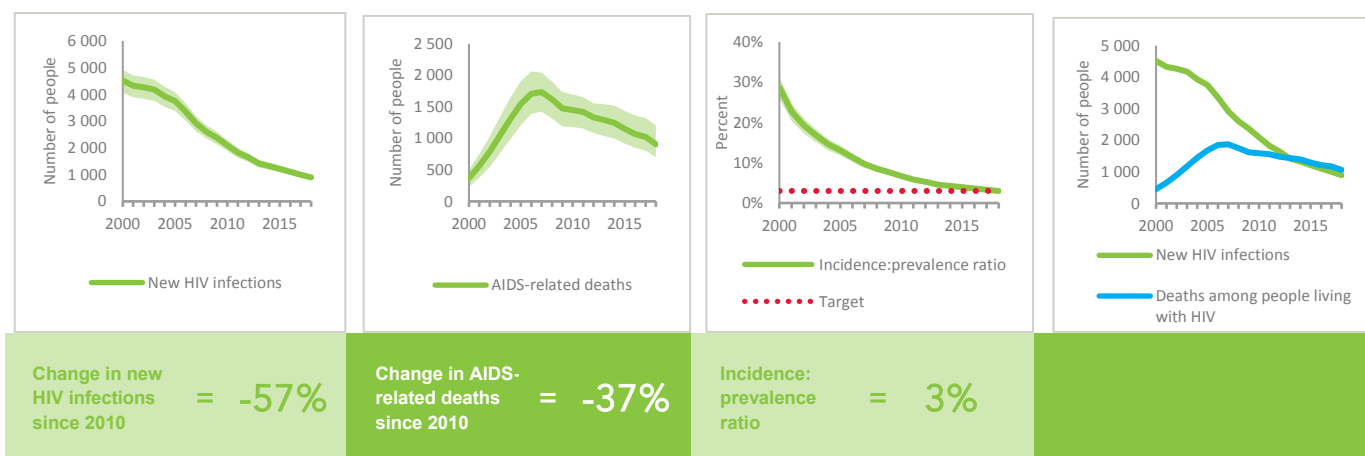
## VIOLENCE

	2011	2016
Proportion of ever-married or partnered women aged 15–49 years who experienced physical or sexual violence from a male intimate partner in the past 12 months	14.3	11.2

## EXPENDITURES

	Financing sources					Total
	Domestic private	Domestic public	International: PEPFAR	International: Global Fund	International: all others	
Last available report: 2018	...	\$2 335 783	...	\$10 571 595	\$2 852 016	\$15 759 395

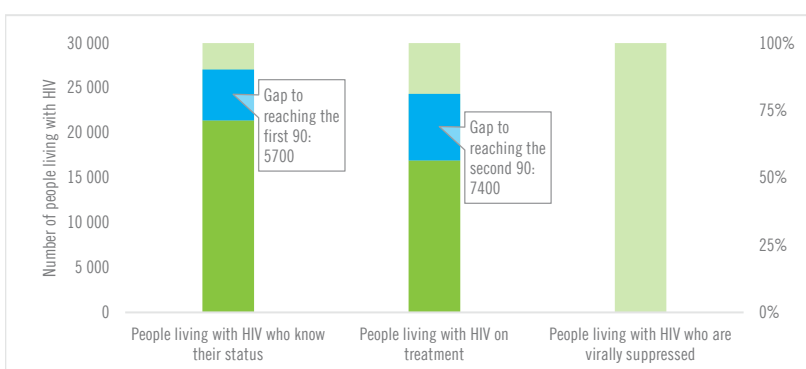
## EPIDEMIC TRANSITION METRICS



## KEY POPULATIONS

	Sex workers	Gay men and other men who have sex with men	People who inject drugs	Transgender people	Prisoners
Estimated size of population	...	...	...	...	22 000
HIV prevalence	4.2%	5.0%	8.8%	8.5%	...
Know their HIV status	95.2%	89.6%	98.3%	89.4%	...
Antiretroviral therapy coverage	...	...	...	...	...
Condom use	88.2%	94.6%	48.9%	91.5%	...
Coverage of HIV prevention programmes	34.8%	79.7%	67.8%	29.8%	...
Avoidance of health care because of stigma and discrimination	...	...	...	...	...
Expenditures (2014)	\$200 879	\$875 761	\$1 825 145		

## HIV TESTING AND TREATMENT CASCADE



	71% [63–82%]	56% [50–65%] 16 900	...% [...-...%]
All ages			
Children (0–14)	92% [81– >95%]	91% [80– >95%] 1300	...% [...-...%]
Women (15+)	71% [63–80%]	66% [58–74%] 7600	...% [...-...%]
Men (15+)	70% [61–81%]	47% [41–55%] 8000	...% [...-...%]

## ELIMINATION OF MOTHER-TO-CHILD TRANSMISSION

	2010	2018
Percentage of pregnant women living with HIV accessing antiretroviral medicines	14% [11–16%]	51% [43–60%]
Early infant diagnosis	3.3% [2.7–4.1%]	70.8% [59.6–83.3%]

## HIV COMORBIDITIES

Estimated number of incident tuberculosis cases among people living with HIV (2017)	870 [480–1400]
People living with HIV who started TB preventive therapy (2017)	...
Cervical cancer screening of women living with HIV	...
People coinfectd with HIV and hepatitis B virus receiving combined treatment	...
People coinfectd with HIV and hepatitis C virus starting hepatitis C treatment	...

## HIV PREVENTION

Adults aged 15+ years with unsuppressed viral load	...
Knowledge of HIV prevention among young people aged 15–24 years (2016)	
— Women	20.7%
— Men	27.1%
Condom use at last sex with a non-marital, non-cohabiting partner (2016)	
— Women	...
— Men	67.6%
Women aged 15–49 years who have their demand for family planning satisfied by modern methods (2016)	56.3%
Men aged 15–49 years who are circumcised	Not applicable
Voluntary medical male circumcisions performed according to national standards	Not applicable
People who received PrEP at least once during the reporting period	...
Harm reduction	
— Use of sterile injecting equipment at last injection (2017)	97.6%
— Needles and syringes distributed per person who injects (2018)	85
— Coverage of opioid substitution therapy (2018)	2.8%
— Naloxone available (2019)	No
— Safe injection rooms available (2019)	No

## EPIDEMIC ESTIMATES

	2010	2015	2018
<b>New HIV infections</b>			
New HIV infections (all ages)	<200 [<200– <200]	<200 [<200– <200]	<200 [<200– <200]
New HIV infections (0–14)	... [...–...]	... [...–...]	... [...–...]
New HIV infections (women, 15+)	<100 [<100– <100]	<100 [<100– <100]	<100 [<100– <100]
New HIV infections (men, 15+)	<200 [<200– <200]	<200 [<200– <200]	<200 [<200– <200]
HIV incidence per 1000 population	0.04 [0.03–0.04]	0.04 [0.03–0.04]	0.03 [0.03–0.04]
<b>AIDS-related deaths</b>			
AIDS-related deaths (all ages)	<100 [<100– <100]	<100 [<100– <100]	<100 [<100– <100]
AIDS-related deaths (0–14)	... [...–...]	... [...–...]	... [...–...]
AIDS-related deaths (women, 15+)	<100 [<100– <100]	<100 [<100– <100]	<100 [<100– <100]
AIDS-related deaths (men, 15+)	<100 [<100– <100]	<100 [<100– <100]	<100 [<100– <100]
<b>People living with HIV</b>			
People living with HIV (all ages)	2500 [2100–2800]	3200 [2700–3700]	3600 [3100–4200]
People living with HIV (0–14)	... [...–...]	... [...–...]	... [...–...]
People living with HIV (women, 15+)	<500 [<500–540]	570 [<500–620]	590 [520–650]
People living with HIV (men, 15+)	2000 [1700–2300]	2700 [2200–3100]	3000 [2500–3600]
HIV prevalence (15–49)	<0.1 [<0.1– <0.1]	<0.1 [<0.1–0.1]	0.1 [<0.1–0.1]

## LAWS AND POLICIES

Laws criminalizing the transmission of, non-disclosure of or exposure to HIV transmission	Yes
Criminalization of sex work among consenting adults	Sex work is not subject to punitive regulations or is not criminalized
Criminalization of same-sex sexual acts	Laws penalizing same-sex sexual acts have been decriminalized or never existed
Drug use or possession for personal use is an offence	Possession of drugs for personal use or drug use and/or consumption are specified as criminal offences
Criminalization of transgender people	Neither criminalized nor prosecuted
Laws or policies restricting the entry, stay and residence of people living with HIV	Yes
Parental consent for adolescents to access HIV testing	No
Spousal consent for married women to access sexual and reproductive health services	No
Mandatory HIV testing for marriage, work or residence permits or for certain groups	Yes

## STIGMA AND DISCRIMINATION

Percentage of women and men aged 15–49 years who report discriminatory attitudes towards people living with HIV

Percentage of people living with HIV denied health services because of their HIV status in the last 12 months

Percentage of people living with HIV who reported a health-care professional told others about their HIV status without their consent

## VIOLENCE

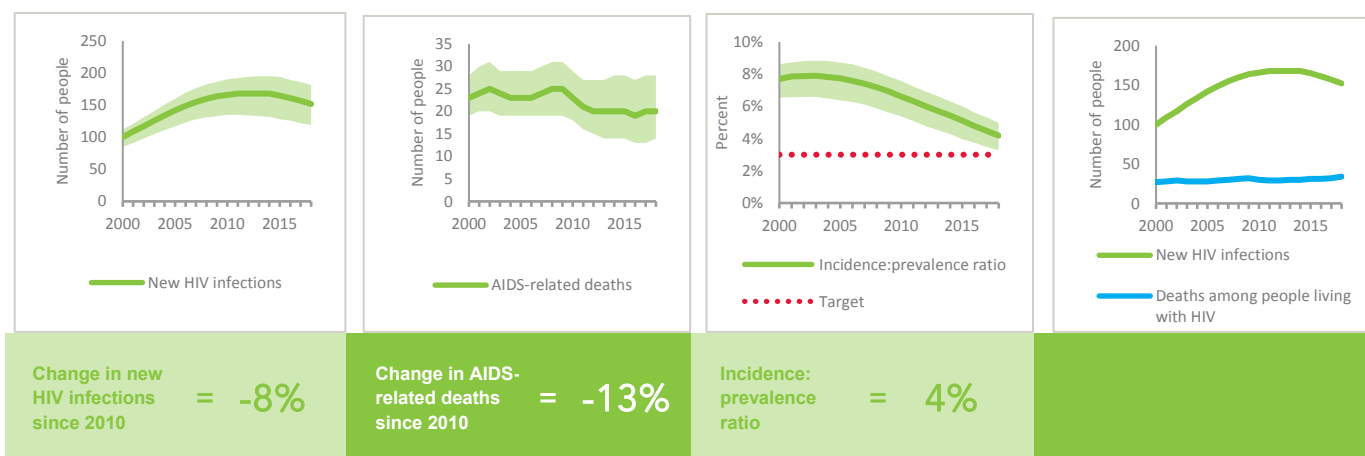
Proportion of ever-married or partnered women aged 15–49 years who experienced physical or sexual violence from a male intimate partner in the past 12 months

## EXPENDITURES

	Financing sources					Total
	Domestic private	Domestic public	International: PEPFAR	International: Global Fund	International: all others	
Last available report: 2017	...	...	...	...	...	\$30 068 244



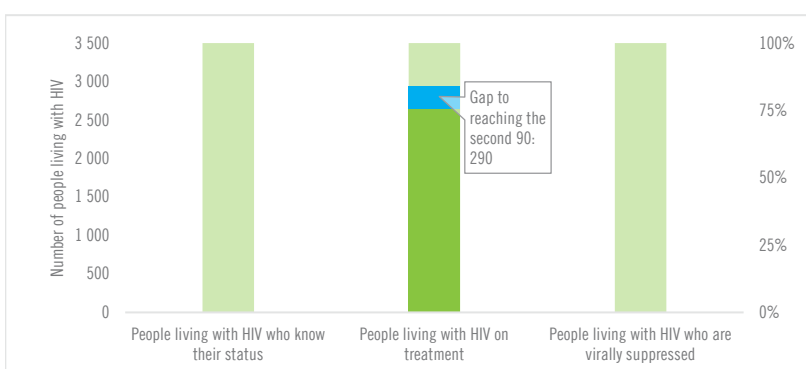
## EPIDEMIC TRANSITION METRICS



## KEY POPULATIONS

	Sex workers	Gay men and other men who have sex with men	People who inject drugs	Transgender people	Prisoners
Estimated size of population	...	...	15 000	...	10 000
HIV prevalence	...	6.5%	0.2%	...	...
Know their HIV status	...	...	...	...	...
Antiretroviral therapy coverage	...	...	...	...	...
Condom use	...	81.0%	...	...	...
Coverage of HIV prevention programmes	...	...	...	...	...
Avoidance of health care because of stigma and discrimination	...	...	...	...	...
Expenditures (2017)	\$0	\$0	\$0	...	...

## HIV TESTING AND TREATMENT CASCADE



	...	73% [62–84%] 2700	...
All ages	...% [...-...%]	73% [62–84%] 2700	...% [...-...%]
Children (0–14)	...% [...-...%]	...	...% [...-...%]
Women (15+)	...% [...-...%]	71% [62–78%] 420	...% [...-...%]
Men (15+)	...% [...-...%]	73% [60–86%] 2200	...% [...-...%]

## ELIMINATION OF MOTHER-TO-CHILD TRANSMISSION

	2010	2018
Percentage of pregnant women living with HIV accessing antiretroviral medicines	...% [...-...%]	...% [...-...%]
Early infant diagnosis	...% [...-...%]	...% [...-...%]

## HIV COMORBIDITIES

Estimated number of incident tuberculosis cases among people living with HIV (2017)	1 [1–2]
People living with HIV who started TB preventive therapy (2017)	...
Cervical cancer screening of women living with HIV	...
People coinfecting with HIV and hepatitis B virus receiving combined treatment	...
People coinfecting with HIV and hepatitis C virus starting hepatitis C treatment	...

## HIV PREVENTION

Adults aged 15+ years with unsuppressed viral load	...
Knowledge of HIV prevention among young people aged 15–24 years	...
— Women	...
— Men	...
Condom use at last sex with a non-marital, non-cohabiting partner	...
— Women	...
— Men	...
Women aged 15–49 years who have their demand for family planning satisfied by modern methods	...
Men aged 15–49 years who are circumcised	Not applicable
Voluntary medical male circumcisions performed according to national standards	Not applicable
People who received PrEP at least once during the reporting period	...
Harm reduction	...
— Use of sterile injecting equipment at last injection	...
— Needles and syringes distributed per person who injects (2018)	233
— Coverage of opioid substitution therapy	...
— Naloxone available (2019)	No
— Safe injection rooms available (2019)	No

## EPIDEMIC ESTIMATES

	2010	2015	2018
<b>New HIV infections</b>			
New HIV infections (all ages)	14 000 [12 000–15 000]	18 000 [17 000–20 000]	22 000 [20 000–24 000]
New HIV infections (0–14)	760 [640–900]	1200 [990–1300]	1400 [1200–1600]
New HIV infections (women, 15+)	3800 [3200–4300]	4900 [4400–5400]	5900 [5200–6500]
New HIV infections (men, 15+)	9400 [8300–10 000]	12 000 [11 000–14 000]	15 000 [13 000–16 000]
HIV incidence per 1000 population	0.08 [0.07–0.09]	0.1 [0.09–0.11]	0.11 [0.1–0.12]
<b>AIDS-related deaths</b>			
AIDS-related deaths (all ages)	1400 [870–1900]	4700 [3700–5800]	6400 [5200–7600]
AIDS-related deaths (0–14)	<500 [<500– <500]	660 [560–760]	800 [690–920]
AIDS-related deaths (women, 15+)	<500 [<200– <500]	1200 [930–1500]	1800 [1500–2200]
AIDS-related deaths (men, 15+)	700 [<500–1000]	2800 [2200–3500]	3800 [3100–4600]
<b>People living with HIV</b>			
People living with HIV (all ages)	67 000 [57 000–76 000]	120 000 [110 000–140 000]	160 000 [140 000–190 000]
People living with HIV (0–14)	1800 [1500–2000]	4000 [3400–4500]	5500 [4700–6300]
People living with HIV (women, 15+)	19 000 [17 000–22 000]	37 000 [32 000–42 000]	48 000 [42 000–54 000]
People living with HIV (men, 15+)	46 000 [39 000–52 000]	84 000 [73 000–96 000]	110 000 [97 000–120 000]
HIV prevalence (15–49)	<0.1 [<0.1– <0.1]	0.1 [<0.1–0.1]	0.1 [0.1–0.2]

## LAWS AND POLICIES

Laws criminalizing the transmission of, non-disclosure of or exposure to HIV transmission	No
Criminalization of sex work among consenting adults	Any criminalization or punitive regulation of sex work
Criminalization of same-sex sexual acts	Yes, death penalty
Drug use or possession for personal use is an offence	No
Criminalization of transgender people	...
Laws or policies restricting the entry, stay and residence of people living with HIV	No
Parental consent for adolescents to access HIV testing	Yes, for adolescents younger than 18 years
Spousal consent for married women to access sexual and reproductive health services	...
Mandatory HIV testing for marriage, work or residence permits or for certain groups	No

## STIGMA AND DISCRIMINATION

Percentage of women and men aged 15–49 years who report discriminatory attitudes towards people living with HIV **2013**

49

Percentage of people living with HIV denied health services because of their HIV status in the last 12 months

Percentage of people living with HIV who reported a health-care professional told others about their HIV status without their consent

## VIOLENCE

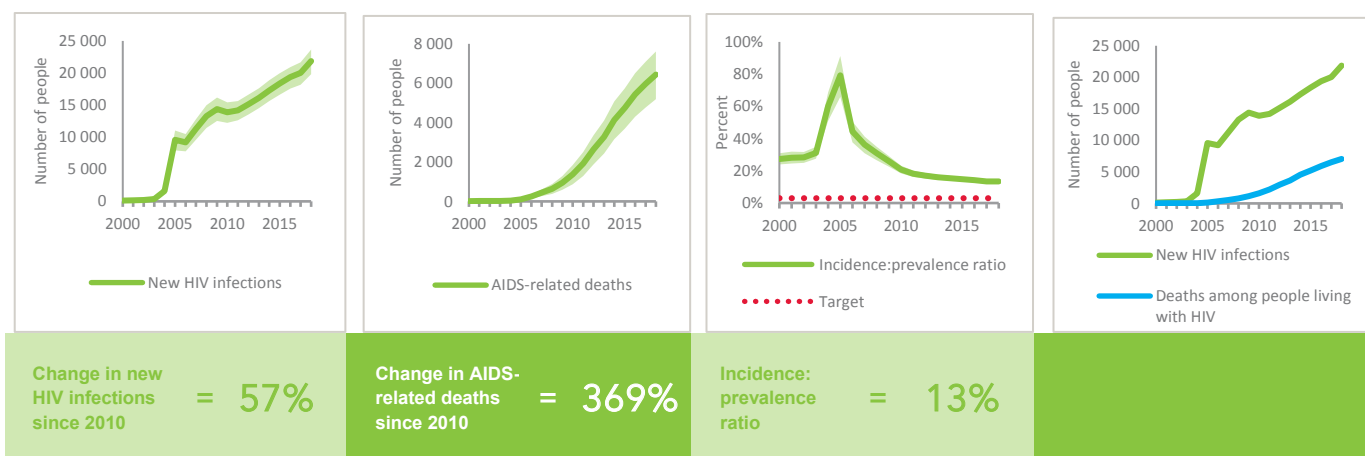
Proportion of ever-married or partnered women aged 15–49 years who experienced physical or sexual violence from a male intimate partner in the past 12 months **2013** **2018**

18 14.5

## EXPENDITURES

	Financing sources					Total
	Domestic private	Domestic public	International: PEPFAR	International: Global Fund	International: all others	
Last available report: 2013	...	\$3 631 968	...	\$5 311 225	\$313 844	\$9 993 630

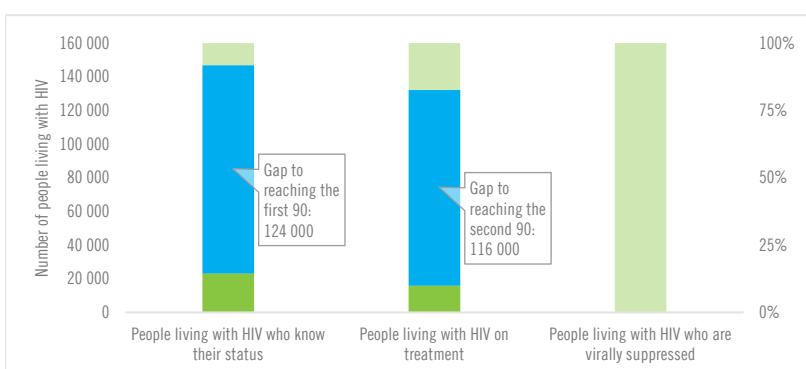
## EPIDEMIC TRANSITION METRICS



## KEY POPULATIONS

	Sex workers	Gay men and other men who have sex with men	People who inject drugs	Transgender people	Prisoners
Estimated size of population	...	...	...	...	...
HIV prevalence	3.8%	3.7%	21.0%	5.5%	...
Know their HIV status	45.0%	44.7%	39.3%	69.1%	...
Antiretroviral therapy coverage	...	...	...	...	...
Condom use	35.1%	22.4%	15.3%	24.4%	...
Coverage of HIV prevention programmes	0.7%	1.2%	1.6%	1.1%	...
Avoidance of health care because of stigma and discrimination	...	...	...	...	...
Expenditures (0)	...	...	...	...	...

## HIV TESTING AND TREATMENT CASCADE



	14% [13–16%]	10% [9–11%] 15 800	...% [...–...%]
All ages			
Children (0–14)	18% [15–21%]	11% [10–13%] 610	...% [...–...%]
Women (15+)	8% [7–9%]	7% [6–8%] 3300	...% [...–...%]
Men (15+)	16% [15–19%]	11% [10–12%] 11 900	...% [...–...%]

## ELIMINATION OF MOTHER-TO-CHILD TRANSMISSION

	2010	2018
Percentage of pregnant women living with HIV accessing antiretroviral medicines	1% [1–2%]	10% [8–12%]
Early infant diagnosis	1.3% [1.0–1.6%]	1.9% [1.6–2.2%]

## HIV COMORBIDITIES

Estimated number of incident tuberculosis cases among people living with HIV (2017)	7200 [3600 –12 000]
People living with HIV who started TB preventive therapy (2017)	...
Cervical cancer screening of women living with HIV	...
People coinfectd with HIV and hepatitis B virus receiving combined treatment	...
People coinfectd with HIV and hepatitis C virus starting hepatitis C treatment	...

## HIV PREVENTION

Adults aged 15+ years with unsuppressed viral load	...
Knowledge of HIV prevention among young people aged 15–24 years (2017)	
— Women	1.8%
— Men	5.9%
Condom use at last sex with a non-marital, non-cohabiting partner	
— Women	...
— Men	...
Women aged 15–49 years who have their demand for family planning satisfied by modern methods	...
Men aged 15–49 years who are circumcised	Not applicable
Voluntary medical male circumcisions performed according to national standards	Not applicable
People who received PrEP at least once during the reporting period	...
Harm reduction	
— Use of sterile injecting equipment at last injection (2016)	72.5%
— Needles and syringes distributed per person who injects (2018)	46
— Coverage of opioid substitution therapy	...
— Naloxone available (2019)	No
— Safe injection rooms available (2019)	No

EPIDEMIC ESTIMATES

	2010	2015	2018
<b>New HIV infections</b>			
New HIV infections (all ages)	1700 [1500–1900]	2200 [1900–2500]	2100 [1800–2500]
New HIV infections (0–14)	<500 [<500–590]	<500 [<500– <500]	<500 [<200– <500]
New HIV infections (women, 15+)	680 [600–790]	1100 [890–1200]	1100 [860–1300]
New HIV infections (men, 15+)	520 [<500–630]	810 [680–1000]	820 [660–1000]
HIV incidence per 1000 population	0.25 [0.22–0.28]	0.29 [0.25–0.33]	0.26 [0.22–0.31]
<b>AIDS-related deaths</b>			
AIDS-related deaths (all ages)	... [...–...]	... [...–...]	... [...–...]
AIDS-related deaths (0–14)	... [...–...]	... [...–...]	... [...–...]
AIDS-related deaths (women, 15+)	... [...–...]	... [...–...]	... [...–...]
AIDS-related deaths (men, 15+)	... [...–...]	... [...–...]	... [...–...]
<b>People living with HIV</b>			
People living with HIV (all ages)	38 000 [34 000–42 000]	41 000 [37 000–46 000]	45 000 [41 000–50 000]
People living with HIV (0–14)	3400 [2900–4000]	3400 [2700–3900]	2900 [2300–3500]
People living with HIV (women, 15+)	19 000 [17 000–22 000]	22 000 [20 000–24 000]	25 000 [22 000–27 000]
People living with HIV (men, 15+)	15 000 [13 000–17 000]	16 000 [14 000–18 000]	18 000 [16 000–20 000]
HIV prevalence (15–49)	0.8 [0.7–1]	0.8 [0.7–0.9]	0.8 [0.7–0.9]

LAWS AND POLICIES

Laws criminalizing the transmission of, non-disclosure of or exposure to HIV transmission	Yes
Criminalization of sex work among consenting adults	Any criminalization or punitive regulation of sex work
Criminalization of same-sex sexual acts	Yes, penalty not specified
Drug use or possession for personal use is an offence	Possession of drugs for personal use or drug use and/or consumption are specified as criminal offences
Criminalization of transgender people	Neither criminalized nor prosecuted
Laws or policies restricting the entry, stay and residence of people living with HIV	Yes
Parental consent for adolescents to access HIV testing	Yes, for adolescents younger than 18 years
Spousal consent for married women to access sexual and reproductive health services	...
Mandatory HIV testing for marriage, work or residence permits or for certain groups	Yes

STIGMA AND DISCRIMINATION

Percentage of women and men aged 15–49 years who report discriminatory attitudes towards people living with HIV

Percentage of people living with HIV denied health services because of their HIV status in the last 12 months

Percentage of people living with HIV who reported a health-care professional told others about their HIV status without their consent

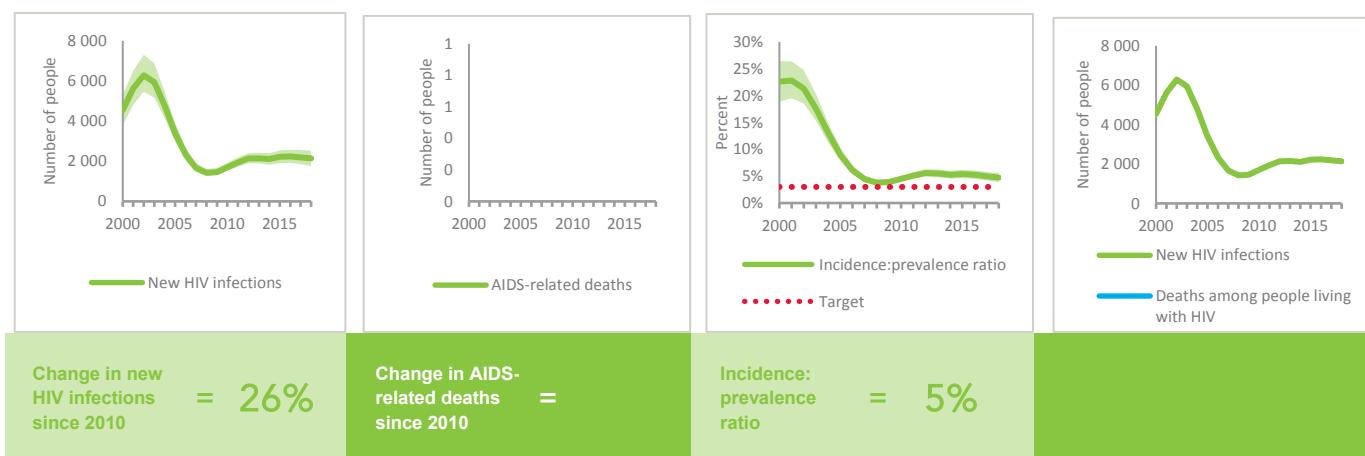
VIOLENCE

Proportion of ever-married or partnered women aged 15–49 years who experienced physical or sexual violence from a male intimate partner in the past 12 months

EXPENDITURES

	Financing sources					Total
	Domestic private	Domestic public	International: PEPFAR	International: Global Fund	International: all others	
Last available report: 2012	\$740 081	\$6 385 677	...	\$1 577 356	\$27 388 589	\$36 659 267

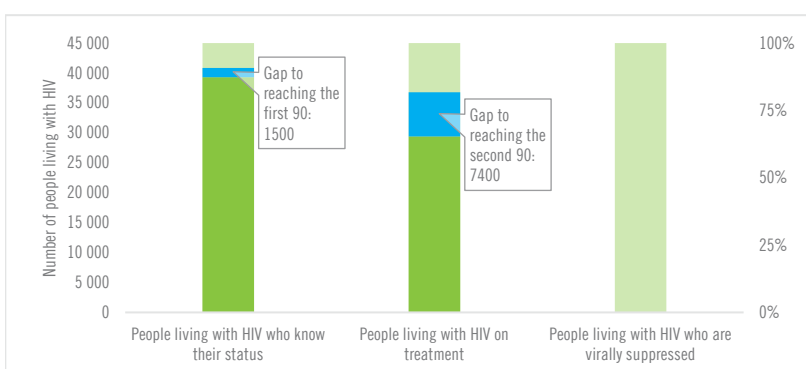
## EPIDEMIC TRANSITION METRICS



## KEY POPULATIONS

	Sex workers	Gay men and other men who have sex with men	People who inject drugs	Transgender people	Prisoners
Estimated size of population	...	...	...	...	...
HIV prevalence	...	...	...	...	...
Know their HIV status	...	59.0%	...	...	...
Antiretroviral therapy coverage	...	...	...	...	...
Condom use	...	...	...	...	...
Coverage of HIV prevention programmes	...	...	...	...	...
Avoidance of health care because of stigma and discrimination	...	...	...	...	...
Expenditures (0)	...	...	...	...	...

## HIV TESTING AND TREATMENT CASCADE



	87% [77- >95%]	65% [58-71%] 29 400	...% [...-...%]
All ages			
Children (0-14)	49% [39-58%]	49% [39-58%] 1400	...% [...-...%]
Women (15+)	91% [83- >95%]	70% [63-77%] 17 100	...% [...-...%]
Men (15+)	87% [77- >95%]	61% [54-67%] 10 900	...% [...-...%]

## ELIMINATION OF MOTHER-TO-CHILD TRANSMISSION

	2010	2018
Percentage of pregnant women living with HIV accessing antiretroviral medicines	5% [4-6%]	79% [59-95%]
Early infant diagnosis	...% [...-...%]	74.6% [61.7- >95%]

## HIV COMORBIDITIES

Estimated number of incident tuberculosis cases among people living with HIV (2017)	3500 [2000-5400]
People living with HIV who started TB preventive therapy (2017)	15.6%
Cervical cancer screening of women living with HIV	...
People coinfectd with HIV and hepatitis B virus receiving combined treatment	...
People coinfectd with HIV and hepatitis C virus starting hepatitis C treatment	...

## HIV PREVENTION

Adults aged 15+ years with unsuppressed viral load	...
Knowledge of HIV prevention among young people aged 15-24 years	...
— Women	...
— Men	...
Condom use at last sex with a non-marital, non-cohabiting partner	...
— Women	...
— Men	...
Women aged 15-49 years who have their demand for family planning satisfied by modern methods	...
Men aged 15-49 years who are circumcised	Not applicable
Voluntary medical male circumcisions performed according to national standards	Not applicable
People who received PrEP at least once during the reporting period	...
Harm reduction	...
— Use of sterile injecting equipment at last injection	...
— Needles and syringes distributed per person who injects	...
— Coverage of opioid substitution therapy	...
— Naloxone available (2019)	No
— Safe injection rooms available (2019)	No

## EPIDEMIC ESTIMATES

	2010	2015	2018
<b>New HIV infections</b>			
New HIV infections (all ages)	4400 [3700–5000]	9500 [7800–11 000]	13 000 [11 000–16 000]
New HIV infections (0–14)	<100 [<100– <100]	<100 [<100– <100]	<200 [<100– <200]
New HIV infections (women, 15+)	<500 [<500– <500]	560 [<500–660]	810 [640–960]
New HIV infections (men, 15+)	4100 [3400–4600]	8800 [7300–10 000]	12 000 [10 000–14 000]
HIV incidence per 1000 population	0.05 [0.04–0.05]	0.09 [0.08–0.11]	0.13 [0.11–0.15]
<b>AIDS-related deaths</b>			
AIDS-related deaths (all ages)	<500 [<200– <500]	770 [<500–1100]	1200 [800–1700]
AIDS-related deaths (0–14)	<100 [<100– <100]	<100 [<100– <100]	<100 [<100– <100]
AIDS-related deaths (women, 15+)	<100 [<100– <100]	<100 [<100– <100]	<200 [<100– <200]
AIDS-related deaths (men, 15+)	<500 [<200– <500]	680 [<500–1000]	1000 [680–1500]
<b>People living with HIV</b>			
People living with HIV (all ages)	15 000 [13 000–18 000]	46 000 [38 000–53 000]	77 000 [65 000–90 000]
People living with HIV (0–14)	<100 [<100– <200]	<500 [<200– <500]	<500 [<500–510]
People living with HIV (women, 15+)	1100 [900–1200]	2800 [2400–3300]	4600 [3900–5400]
People living with HIV (men, 15+)	14 000 [12 000–16 000]	43 000 [36 000–50 000]	72 000 [60 000–84 000]
HIV prevalence (15–49)	<0.1 [<0.1– <0.1]	<0.1 [<0.1–0.1]	0.1 [0.1–0.2]

## LAWS AND POLICIES

Laws criminalizing the transmission of, non-disclosure of or exposure to HIV transmission	Yes
Criminalization of sex work among consenting adults	...
Criminalization of same-sex sexual acts	Laws penalizing same-sex sexual acts have been decriminalized or never existed
Drug use or possession for personal use is an offence	...
Criminalization of transgender people	Neither criminalized nor prosecuted
Laws or policies restricting the entry, stay and residence of people living with HIV	No
Parental consent for adolescents to access HIV testing	Yes, for adolescents younger than 18 years
Spousal consent for married women to access sexual and reproductive health services	No
Mandatory HIV testing for marriage, work or residence permits or for certain groups	No

## STIGMA AND DISCRIMINATION

Percentage of women aged 15–49 years who report discriminatory attitudes towards people living with HIV **2017**

71.2

Percentage of people living with HIV denied health services because of their HIV status in the last 12 months

Percentage of people living with HIV who reported a health-care professional told others about their HIV status without their consent

## VIOLENCE

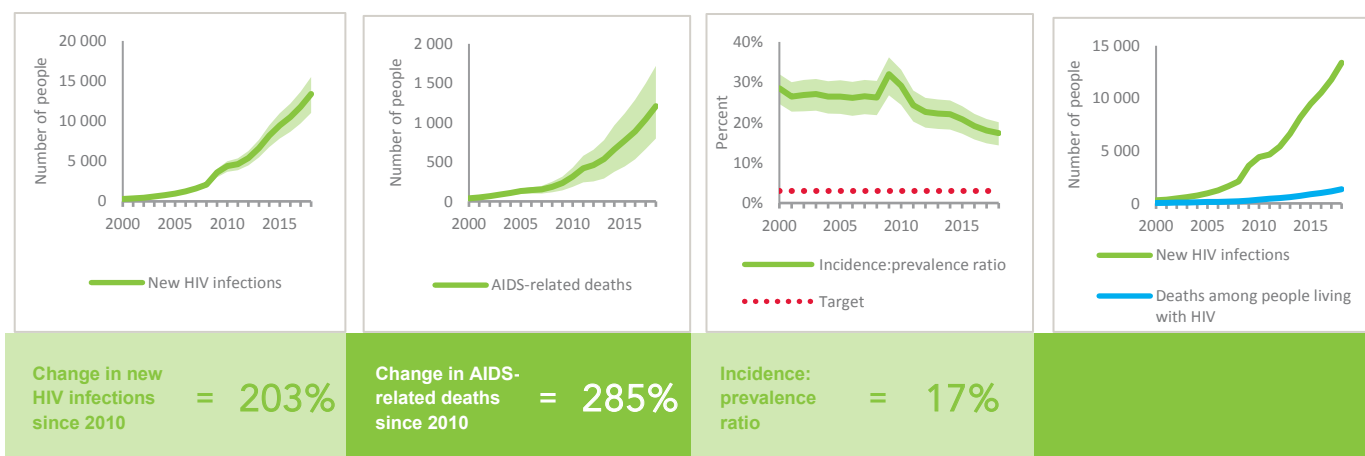
Proportion of ever-married or partnered women aged 15–49 years who experienced physical or sexual violence from a male intimate partner in the past 12 months **2013** **2017**

7.1 5.5

## EXPENDITURES

	Financing sources					Total
	Domestic private	Domestic public	International: PEPFAR	International: Global Fund	International: all others	
Last available report: 2013	\$17 814	\$4 522 803	...	\$3 180 753	\$2 018 819	\$10 319 421

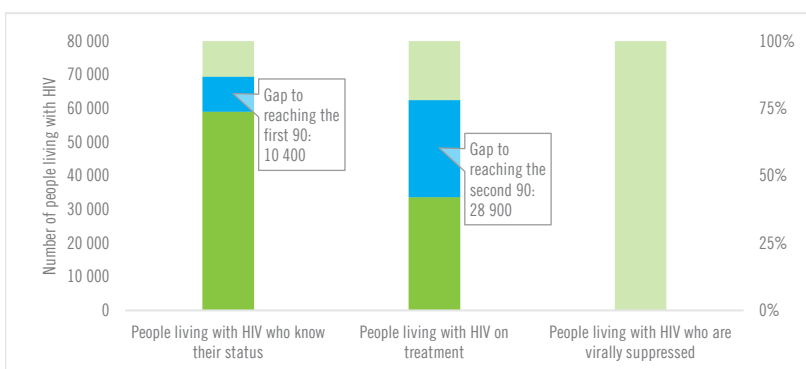
## EPIDEMIC TRANSITION METRICS



## KEY POPULATIONS

	Sex workers	Gay men and other men who have sex with men	People who inject drugs	Transgender people	Prisoners
Estimated size of population	...	...	...	...	...
HIV prevalence	0.6%	4.9%	29.0%	1.7%	...
Know their HIV status	24.6%	16.1%	26.9%	14.7%	...
Antiretroviral therapy coverage	...	...	...	...	...
Condom use	70.6%	49.8%	14.5%	37.2%	...
Coverage of HIV prevention programmes	35.8%	27.9%	51.8%	27.1%	...
Avoidance of health care because of stigma and discrimination	...	...	...	...	...
Expenditures (0)	...	...	...	...	...

## HIV TESTING AND TREATMENT CASCADE



	76% [64–89%]	44% [37–51%] 33 600	...% [...–...%]
All ages			
Children (0–14)	28% [22–34%]	20% [16–25%] 90	...% [...–...%]
Women (15+)	78% [66–92%]	22% [19–26%] 1000	...% [...–...%]
Men (15+)	77% [64–90%]	45% [38–53%] 32 500	...% [...–...%]

## ELIMINATION OF MOTHER-TO-CHILD TRANSMISSION

	2010	2018
Percentage of pregnant women living with HIV accessing antiretroviral medicines	13% [11–17%]	18% [15–22%]
Early infant diagnosis	7.8% [6.2–9.5%]	3.6% [3.0–4.4%]

## HIV COMORBIDITIES

Estimated number of incident tuberculosis cases among people living with HIV (2017)	7000 [2900 –13 000]
People living with HIV who started TB preventive therapy (2017)	56.5%
Cervical cancer screening of women living with HIV	...
People coinfecting with HIV and hepatitis B virus receiving combined treatment	...
People coinfecting with HIV and hepatitis C virus starting hepatitis C treatment	...

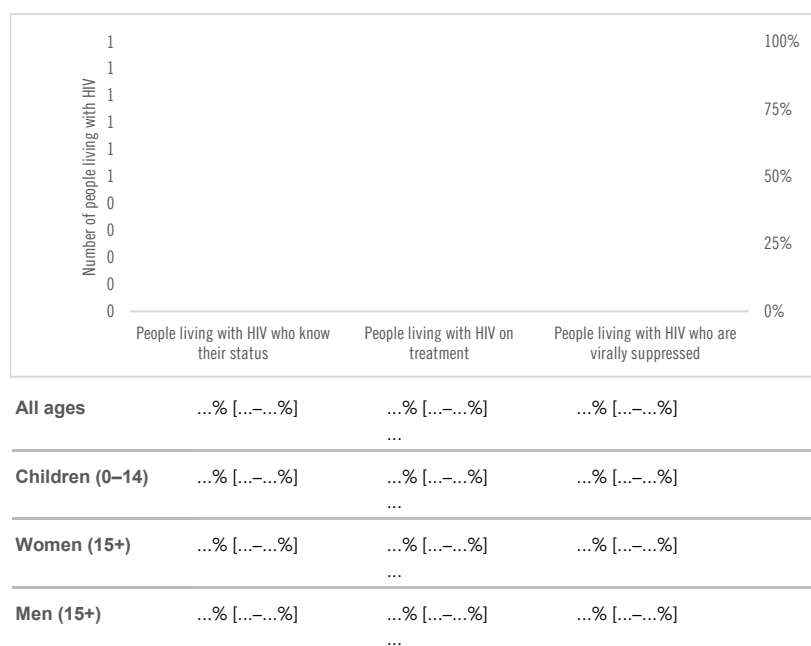
## HIV PREVENTION

Adults aged 15+ years with unsuppressed viral load	...
Knowledge of HIV prevention among young people aged 15–24 years (2017)	
— Women	20.2%
— Men	...
Condom use at last sex with a non-marital, non-cohabiting partner (2017)	
— Women	10.3%
— Men	...
Women aged 15–49 years who have their demand for family planning satisfied by modern methods (2017)	56.1%
Men aged 15–49 years who are circumcised	Not applicable
Voluntary medical male circumcisions performed according to national standards	Not applicable
People who received PrEP at least once during the reporting period	...
Harm reduction	
— Use of sterile injecting equipment at last injection (2015)	63.6%
— Needles and syringes distributed per person who injects	...
— Coverage of opioid substitution therapy	...
— Naloxone available (2019)	No
— Safe injection rooms available (2019)	No

### KEY POPULATIONS

	Sex workers	Gay men and other men who have sex with men	People who inject drugs	Transgender people	Prisoners
Estimated size of population	...	...	...	...	...
HIV prevalence	...	...	...	...	...
Know their HIV status	...	...	...	...	...
Antiretroviral therapy coverage	...	...	...	...	...
Condom use	...	65.4%	...	...	...
Coverage of HIV prevention programmes	...	...	...	...	...
Avoidance of health care because of stigma and discrimination	...	...	...	...	...
Expenditures (0)	...	...	...	...	...

### HIV TESTING AND TREATMENT CASCADE



### EXPENDITURES

	Financing sources					Total
	Domestic private	Domestic public	International: PEPFAR	International: Global Fund	International: all others	
Last available report: 2011	...	\$11 171 000	...	...	...	\$11 171 000

### HIV COMORBIDITIES

Estimated number of incident tuberculosis cases among people living with HIV (2017)	630 [360-970]
People living with HIV who started TB preventive therapy (2017)	...
Cervical cancer screening of women living with HIV	...
People coinfectd with HIV and hepatitis B virus receiving combined treatment	...
People coinfectd with HIV and hepatitis C virus starting hepatitis C treatment	...

### HIV PREVENTION

Adults aged 15+ years with unsuppressed viral load	...
Knowledge of HIV prevention among young people aged 15-24 years	...
— Women	...
— Men	...
Condom use at last sex with a non-marital, non-cohabiting partner	...
— Women	...
— Men	...
Women aged 15-49 years who have their demand for family planning satisfied by modern methods	...
Men aged 15-49 years who are circumcised	Not applicable
Voluntary medical male circumcisions performed according to national standards	Not applicable
People who received PrEP at least once during the reporting period	...
Harm reduction	...
— Use of sterile injecting equipment at last injection	...
— Needles and syringes distributed per person who injects	...
— Coverage of opioid substitution therapy	...
— Naloxone available (2019)	...
— Safe injection rooms available (2019)	...

**Note:** HIV epidemiological estimates were not available at the time of publication.



---

## LAWS AND POLICIES

Laws criminalizing the transmission of, non-disclosure of or exposure to HIV transmission	Yes
Criminalization of sex work among consenting adults	Any criminalization or punitive regulation of sex work
Criminalization of same-sex sexual acts	No specific legislation
Drug use or possession for personal use is an offence	No
Criminalization of transgender people	Neither criminalized nor prosecuted
Laws or policies restricting the entry, stay and residence of people living with HIV	No
Parental consent for adolescents to access HIV testing	No
Spousal consent for married women to access sexual and reproductive health services	No
Mandatory HIV testing for marriage, work or residence permits or for certain groups	Yes

---

## STIGMA AND DISCRIMINATION

Percentage of women and men aged 15–49 years who report discriminatory attitudes towards people living with HIV

---

Percentage of people living with HIV denied health services because of their HIV status in the last 12 months

---

Percentage of people living with HIV who reported a health-care professional told others about their HIV status without their consent

---

## VIOLENCE

Proportion of ever-married or partnered women aged 15–49 years who experienced physical or sexual violence from a male intimate partner in the past 12 months

## EPIDEMIC ESTIMATES

	2010	2015	2018
<b>New HIV infections</b>			
New HIV infections (all ages)	<500 [<500–530]	<200 [<200– <200]	<200 [<200– <200]
New HIV infections (0–14)	... [...–...]	... [...–...]	... [...–...]
New HIV infections (women, 15+)	<100 [<100– <100]	<100 [<100– <100]	<100 [<100– <100]
New HIV infections (men, 15+)	<500 [<500– <500]	<200 [<200– <200]	<200 [<200– <200]
HIV incidence per 1000 population	0.14 [0.13–0.15]	0.04 [0.04–0.04]	0.04 [0.04–0.05]
<b>AIDS-related deaths</b>			
AIDS-related deaths (all ages)	<100 [<100– <200]	<100 [<100– <100]	<100 [<100– <100]
AIDS-related deaths (0–14)	... [...–...]	... [...–...]	... [...–...]
AIDS-related deaths (women, 15+)	<100 [<100– <100]	<100 [<100– <100]	<100 [<100– <100]
AIDS-related deaths (men, 15+)	<100 [<100– <100]	<100 [<100– <100]	<100 [<100– <100]
<b>People living with HIV</b>			
People living with HIV (all ages)	6500 [5700–7300]	7600 [6800–8400]	7900 [7200–8700]
People living with HIV (0–14)	... [...–...]	... [...–...]	... [...–...]
People living with HIV (women, 15+)	670 [590–760]	710 [640–790]	750 [680–830]
People living with HIV (men, 15+)	5800 [5100–6500]	6900 [6200–7600]	7200 [6500–7900]
HIV prevalence (15–49)	0.3 [0.2–0.3]	0.3 [0.2–0.3]	0.2 [0.2–0.3]

## LAWS AND POLICIES

Laws criminalizing the transmission of, non-disclosure of or exposure to HIV transmission	Yes
Criminalization of sex work among consenting adults	Any criminalization or punitive regulation of sex work
Criminalization of same-sex sexual acts	Yes, imprisonment (up to 14 years)
Drug use or possession for personal use is an offence	Possession of drugs for personal use or drug use and/or consumption are specified as criminal offences
Criminalization of transgender people	Neither criminalized nor prosecuted
Laws or policies restricting the entry, stay and residence of people living with HIV	Yes
Parental consent for adolescents to access HIV testing	No
Spousal consent for married women to access sexual and reproductive health services	No
Mandatory HIV testing for marriage, work or residence permits or for certain groups	Yes

## STIGMA AND DISCRIMINATION

Percentage of women and men aged 15–49 years who report discriminatory attitudes towards people living with HIV

Percentage of people living with HIV denied health services because of their HIV status in the last 12 months

Percentage of people living with HIV who reported a health-care professional told others about their HIV status without their consent

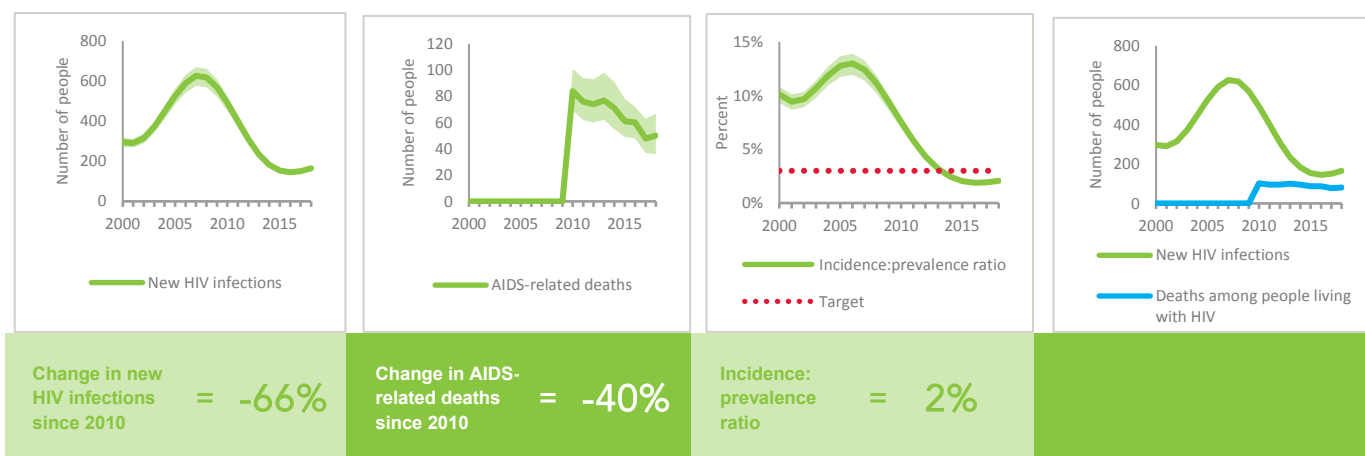
## VIOLENCE

Proportion of ever-married or partnered women aged 15–49 years who experienced physical or sexual violence from a male intimate partner in the past 12 months

## EXPENDITURES

	Financing sources					Total
	Domestic private	Domestic public	International: PEPFAR	International: Global Fund	International: all others	
Last available report: 2017	...	\$52 093 243	...	...	...	\$52 093 243

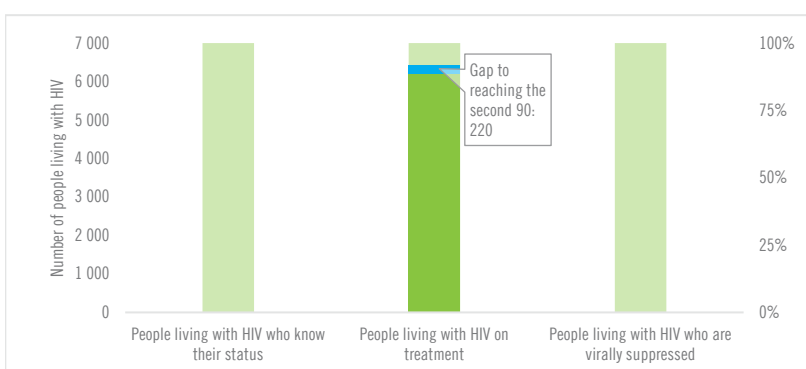
## EPIDEMIC TRANSITION METRICS



## KEY POPULATIONS

	Sex workers	Gay men and other men who have sex with men	People who inject drugs	Transgender people	Prisoners
Estimated size of population	...	...	...	...	11 000
HIV prevalence	0.0%	2.2%	1.5%	...	1.1%
Know their HIV status	...	...	...	...	...
Antiretroviral therapy coverage	...	...	...	...	100%
Condom use	100%	64.5%	...	...	...
Coverage of HIV prevention programmes	98.0%	25.0%	...	...	...
Avoidance of health care because of stigma and discrimination	...	...	...	...	...
Expenditures (2017)	\$0	\$0	\$0	...	...

## HIV TESTING AND TREATMENT CASCADE



	...	78% [71–86%] 6200	...
All ages	...% [...-...%]		...% [...-...%]
Children (0–14)	...% [...-...%]	...	...% [...-...%]
Women (15+)	...% [...-...%]	...	...% [...-...%]
Men (15+)	...% [...-...%]	...	...% [...-...%]

## ELIMINATION OF MOTHER-TO-CHILD TRANSMISSION

	2010	2018
Percentage of pregnant women living with HIV accessing antiretroviral medicines	...% [...-...%]	...% [...-...%]
Early infant diagnosis	...% [...-...%]	...% [...-...%]

## HIV COMORBIDITIES

Estimated number of incident tuberculosis cases among people living with HIV (2017)	39 [33–46]
People living with HIV who started TB preventive therapy (2017)	0.4%
Cervical cancer screening of women living with HIV	...
People coinfecting with HIV and hepatitis B virus receiving combined treatment (2018)	91.67%
People coinfecting with HIV and hepatitis C virus starting hepatitis C treatment	...

## HIV PREVENTION

Adults aged 15+ years with unsuppressed viral load	...
Knowledge of HIV prevention among young people aged 15–24 years	...
— Women	...
— Men	...
Condom use at last sex with a non-marital, non-cohabiting partner	...
— Women	...
— Men	...
Women aged 15–49 years who have their demand for family planning satisfied by modern methods	...
Men aged 15–49 years who are circumcised	Not applicable
Voluntary medical male circumcisions performed according to national standards	Not applicable
People who received PrEP at least once during the reporting period (2017)	24
Harm reduction	...
— Use of sterile injecting equipment at last injection	...
— Needles and syringes distributed per person who injects	...
— Coverage of opioid substitution therapy	...
— Naloxone available (2019)	No
— Safe injection rooms available (2019)	No

## EPIDEMIC ESTIMATES

	2010	2015	2018
<b>New HIV infections</b>			
New HIV infections (all ages)	<500 [<500- <500]	<200 [<200- <500]	<200 [<200- <200]
New HIV infections (0–14)	... [...-...]	... [...-...]	... [...-...]
New HIV infections (women, 15+)	<100 [<100- <100]	<100 [<100- <100]	<100 [<100- <100]
New HIV infections (men, 15+)	<200 [<200- <200]	<200 [<200- <200]	<200 [<100- <200]
HIV incidence per 1000 population	0.01 [0.01–0.01]	0.01 [<0.01–0.01]	0.01 [<0.01– <0.01]
<b>AIDS-related deaths</b>			
AIDS-related deaths (all ages)	<500 [<200- <500]	<500 [<200- <500]	<200 [<200- <500]
AIDS-related deaths (0–14)	... [...-...]	... [...-...]	... [...-...]
AIDS-related deaths (women, 15+)	<100 [<100- <100]	<100 [<100- <100]	<100 [<100- <100]
AIDS-related deaths (men, 15+)	<200 [<200- <200]	<200 [<200- <200]	<200 [<100- <200]
<b>People living with HIV</b>			
People living with HIV (all ages)	4000 [3400–4700]	3700 [3200–4400]	3500 [3100–4000]
People living with HIV (0–14)	... [...-...]	... [...-...]	... [...-...]
People living with HIV (women, 15+)	1200 [1000–1400]	1100 [980–1300]	1000 [890–1200]
People living with HIV (men, 15+)	2700 [2300–3300]	2500 [2200–3000]	2400 [2100–2800]
HIV prevalence (15–49)	<0.1 [<0.1– <0.1]	<0.1 [<0.1– <0.1]	<0.1 [<0.1– <0.1]

## LAWS AND POLICIES

Laws criminalizing the transmission of, non-disclosure of or exposure to HIV transmission	...
Criminalization of sex work among consenting adults	...
Criminalization of same-sex sexual acts	Yes, imprisonment (up to 14 years)
Drug use or possession for personal use is an offence	...
Criminalization of transgender people	...
Laws or policies restricting the entry, stay and residence of people living with HIV	No
Parental consent for adolescents to access HIV testing	...
Spousal consent for married women to access sexual and reproductive health services	...
Mandatory HIV testing for marriage, work or residence permits or for certain groups	...

## STIGMA AND DISCRIMINATION

Percentage of women and men aged 15–49 years who report discriminatory attitudes towards people living with HIV

Percentage of people living with HIV denied health services because of their HIV status in the last 12 months

Percentage of people living with HIV who reported a health-care professional told others about their HIV status without their consent

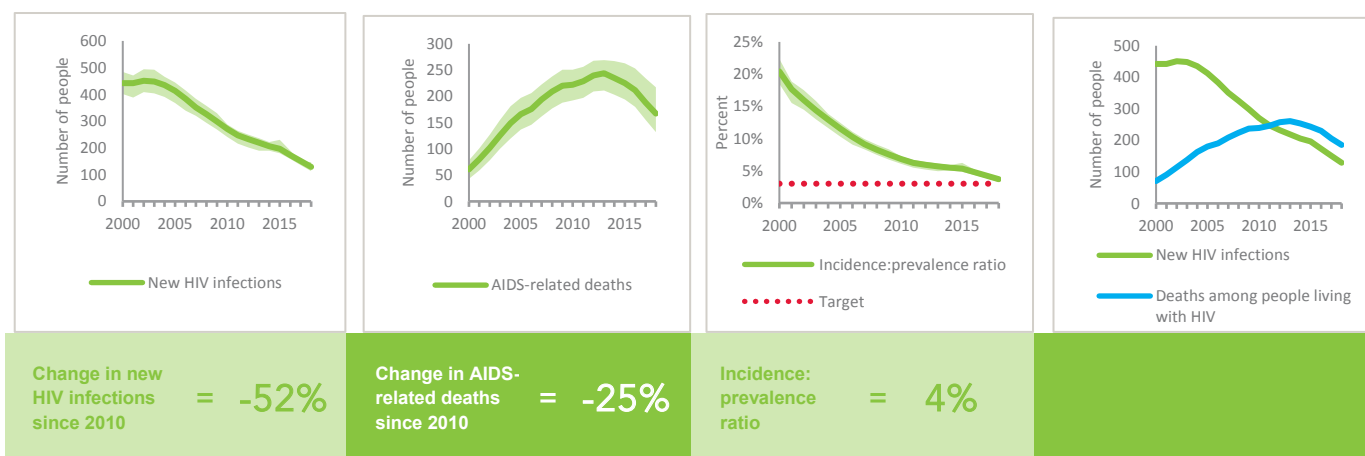
## VIOLENCE

Proportion of ever-married or partnered women aged 15–49 years who experienced physical or sexual violence from a male intimate partner in the past 12 months

## EXPENDITURES

	Financing sources					Total
	Domestic private	Domestic public	International: PEPFAR	International: Global Fund	International: all others	
Last available report: 2013	...	\$671 143	...	...	...	\$1 226 938

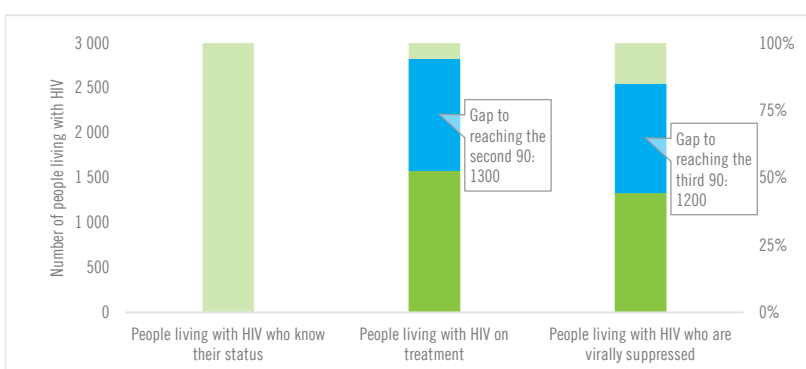
## EPIDEMIC TRANSITION METRICS



## KEY POPULATIONS

	Sex workers	Gay men and other men who have sex with men	People who inject drugs	Transgender people	Prisoners
Estimated size of population	30 000	74 000	2700	2200	...
HIV prevalence	0.3%	0.2%	...	0.5%	0.0%
Know their HIV status	29.9%	40.3%	7.7%	36.9%	...
Antiretroviral therapy coverage	...	...	...	...	...
Condom use	83.6%	82.8%	25.5%	76.3%	...
Coverage of HIV prevention programmes	12.7%	27.0%	2.7%	38.5%	...
Avoidance of health care because of stigma and discrimination	6.8%	5.2%	7.7%	5.5%	...
Expenditures (0)	...	...	...	...	...

## HIV TESTING AND TREATMENT CASCADE



	...	45% [40–52%] 1600	38% [34–44%]
All ages	...% [...-...%]		
Children (0–14)	...% [...-...%]	...	...
Women (15+)	...% [...-...%]	45% [40–53%] 470	39% [34–46%]
Men (15+)	...% [...-...%]	44% [39–52%] 1100	37% [32–43%]

## ELIMINATION OF MOTHER-TO-CHILD TRANSMISSION

	2010	2018
Percentage of pregnant women living with HIV accessing antiretroviral medicines	...% [...-...%]	...% [...-...%]
Early infant diagnosis	...% [...-...%]	...% [...-...%]

## HIV COMORBIDITIES

Estimated number of incident tuberculosis cases among people living with HIV (2017)	49 [35–64]
People living with HIV who started TB preventive therapy (2017)	20.4%
Cervical cancer screening of women living with HIV	...
People coinfectd with HIV and hepatitis B virus receiving combined treatment (2017)	100%
People coinfectd with HIV and hepatitis C virus starting hepatitis C treatment	...

## HIV PREVENTION

Adults aged 15+ years with unsuppressed viral load	<0.1%
Knowledge of HIV prevention among young people aged 15–24 years	...
— Women	...
— Men	...
Condom use at last sex with a non-marital, non-cohabiting partner	...
— Women	...
— Men	...
Women aged 15–49 years who have their demand for family planning satisfied by modern methods (2016)	74.2%
Men aged 15–49 years who are circumcised	Not applicable
Voluntary medical male circumcisions performed according to national standards	Not applicable
People who received PrEP at least once during the reporting period	...
Harm reduction	...
— Use of sterile injecting equipment at last injection (2018)	80.5%
— Needles and syringes distributed per person who injects	...
— Coverage of opioid substitution therapy	...
— Naloxone available (2019)	...
— Safe injection rooms available (2019)	...

## EPIDEMIC ESTIMATES

	2010	2015	2018
<b>New HIV infections</b>			
New HIV infections (all ages)	16 000 [14 000–17 000]	9700 [8700–11 000]	6400 [5700–7000]
New HIV infections (0–14)	<500 [<500–500]	<100 [<100– <200]	<100 [<100– <100]
New HIV infections (women, 15+)	5300 [4700–6000]	2800 [2500–3100]	1900 [1700–2100]
New HIV infections (men, 15+)	9900 [8800–11 000]	6800 [6100–7500]	4400 [3900–4800]
HIV incidence per 1000 population	0.24 [0.21–0.26]	0.14 [0.13–0.16]	0.09 [0.08–0.1]
<b>AIDS-related deaths</b>			
AIDS-related deaths (all ages)	27 000 [19 000–36 000]	21 000 [14 000–31 000]	18 000 [13 000–26 000]
AIDS-related deaths (0–14)	<500 [<500– <500]	<200 [<200– <500]	<100 [<100– <200]
AIDS-related deaths (women, 15+)	9100 [6500–12 000]	7900 [5000–12 000]	7600 [5400–12 000]
AIDS-related deaths (men, 15+)	17 000 [12 000–25 000]	13 000 [8700–19 000]	11 000 [7600–14 000]
<b>People living with HIV</b>			
People living with HIV (all ages)	580 000 [490 000–690 000]	520 000 [460 000–610 000]	480 000 [420 000–550 000]
People living with HIV (0–14)	11 000 [8700–13 000]	5900 [4700–7100]	3200 [2600–3800]
People living with HIV (women, 15+)	250 000 [210 000–290 000]	230 000 [200 000–260 000]	210 000 [180 000–240 000]
People living with HIV (men, 15+)	320 000 [270 000–390 000]	290 000 [250 000–340 000]	270 000 [240 000–310 000]
HIV prevalence (15–49)	1.5 [1.2–1.8]	1.3 [1.1–1.5]	1.1 [0.9–1.3]

## LAWS AND POLICIES

Laws criminalizing the transmission of, non-disclosure of or exposure to HIV transmission	...
Criminalization of sex work among consenting adults	...
Criminalization of same-sex sexual acts	Laws penalizing same-sex sexual acts have been decriminalized or never existed
Drug use or possession for personal use is an offence	...
Criminalization of transgender people	...
Laws or policies restricting the entry, stay and residence of people living with HIV	No
Parental consent for adolescents to access HIV testing	...
Spousal consent for married women to access sexual and reproductive health services	...
Mandatory HIV testing for marriage, work or residence permits or for certain groups	...

## STIGMA AND DISCRIMINATION

	2013	2015
Percentage of women and men aged 15–49 years who report discriminatory attitudes towards people living with HIV (2013 refers to women only)	29.2	26.1

Percentage of people living with HIV denied health services because of their HIV status in the last 12 months

Percentage of people living with HIV who reported a health-care professional told others about their HIV status without their consent

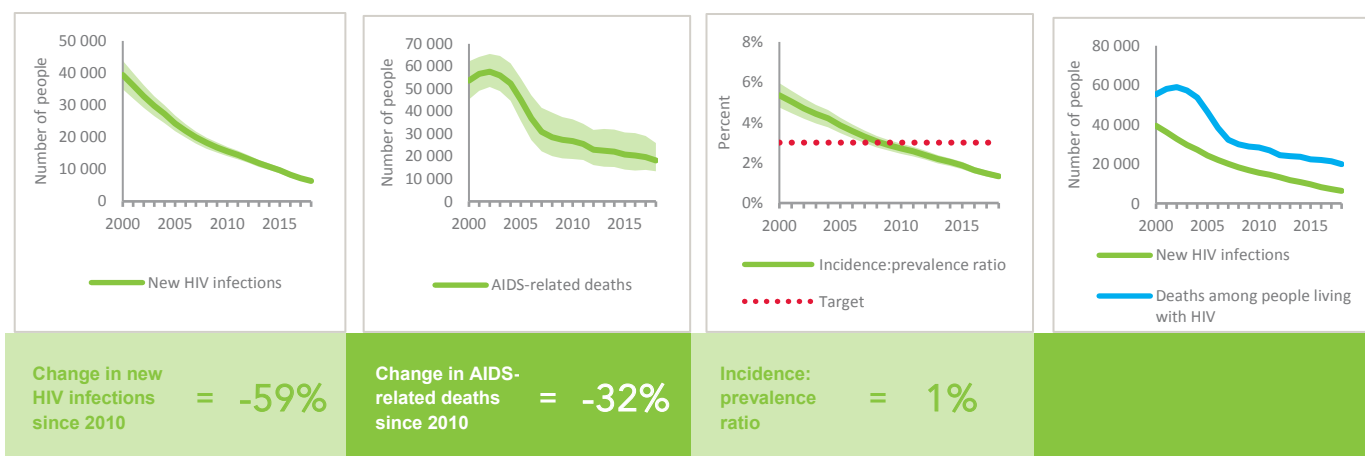
## VIOLENCE

Proportion of ever-married or partnered women aged 15–49 years who experienced physical or sexual violence from a male intimate partner in the past 12 months

## EXPENDITURES

	Financing sources					Total
	Domestic private	Domestic public	International: PEPFAR	International: Global Fund	International: all others	
Last available report: 2013	\$76 396	\$256 685 666	\$1 863 515	\$27 326 826	\$415 073	\$287 278 782

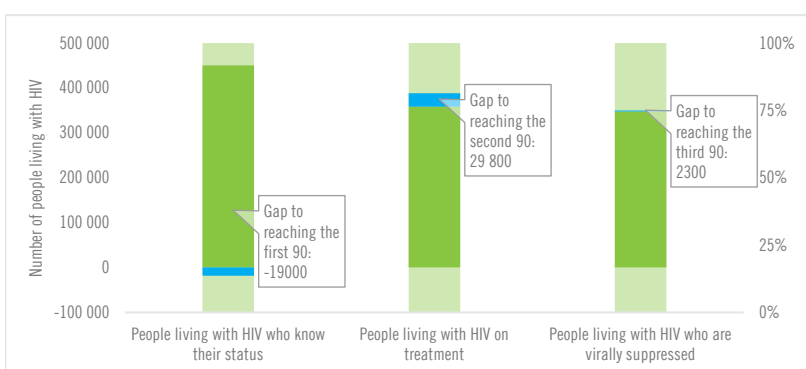
## EPIDEMIC TRANSITION METRICS



## KEY POPULATIONS

	Sex workers	Gay men and other men who have sex with men	People who inject drugs	Transgender people	Prisoners
Estimated size of population	...	...	...	...	370 000
HIV prevalence	1.7%	11.9%	20.5%	11.0%	1.2%
Know their HIV status	52.8%	42.9%	...	41.6%	...
Antiretroviral therapy coverage	...	...	...	...	...
Condom use	83.1%	82.7%	51.2%	76.9%	...
Coverage of HIV prevention programmes	70.4%	57.9%	...	50.0%	...
Avoidance of health care because of stigma and discrimination	7.7%	5.6%	...	6.2%	...
Expenditures (0)	...	...	...	...	...

## HIV TESTING AND TREATMENT CASCADE



	94% [82– >95%]	75% [66–86%] 359 000	73% [64–84%]
All ages			
Children (0–14)	84% [69– >95%]	83% [68– >95%] 2600	74% [60–88%]
Women (15+)	94% [81– >95%]	77% [67–88%] 161 000	75% [65–86%]
Men (15+)	94% [83– >95%]	73% [65–85%] 195 000	71% [63–82%]

## ELIMINATION OF MOTHER-TO-CHILD TRANSMISSION

	2010	2018
Percentage of pregnant women living with HIV accessing antiretroviral medicines	94% [78– >95%]	>95% [81– >95%]
Early infant diagnosis	43.7% [37.2–52.9%]	>95% [82.7– >95%]

## HIV COMORBIDITIES

Estimated number of incident tuberculosis cases among people living with HIV (2017)	11 000 [8500 –15 000]
People living with HIV who started TB preventive therapy (2017)	...
Cervical cancer screening of women living with HIV	...
People coinfectd with HIV and hepatitis B virus receiving combined treatment	...
People coinfectd with HIV and hepatitis C virus starting hepatitis C treatment	...

## HIV PREVENTION

Adults aged 15+ years with unsuppressed viral load	0.2%
Knowledge of HIV prevention among young people aged 15–24 years (2016)	
— Women	46%
— Men	45.1%
Condom use at last sex with a non-marital, non-cohabiting partner (2017)	
— Women	76.8%
— Men	75%
Women aged 15–49 years who have their demand for family planning satisfied by modern methods (2016)	96.5%
Men aged 15–49 years who are circumcised	Not applicable
Voluntary medical male circumcisions performed according to national standards	Not applicable
People who received PrEP at least once during the reporting period (2018)	2888
Harm reduction	
— Use of sterile injecting equipment at last injection (2014)	95.3%
— Needles and syringes distributed per person who injects (2018)	10
— Coverage of opioid substitution therapy (2018)	5.3%
— Naloxone available (2019)	...
— Safe injection rooms available (2019)	...

### KEY POPULATIONS

	Sex workers	Gay men and other men who have sex with men	People who inject drugs	Transgender people	Prisoners
Estimated size of population	...	...	...	...	...
HIV prevalence	...	...	...	...	...
Know their HIV status	...	...	...	...	...
Antiretroviral therapy coverage	...	...	...	...	...
Condom use	...	...	...	...	...
Coverage of HIV prevention programmes	...	...	...	...	...
Avoidance of health care because of stigma and discrimination	...	...	...	...	...
Expenditures (0)	...	...	...	...	...

### HIV TESTING AND TREATMENT CASCADE



	People living with HIV who know their status	People living with HIV on treatment	People living with HIV who are virally suppressed
All ages	...% [...-...%]	...% [...-...%]	...% [...-...%]
Children (0-14)	...% [...-...%]	...% [...-...%]	...% [...-...%]
Women (15+)	...% [...-...%]	...% [...-...%]	...% [...-...%]
Men (15+)	...% [...-...%]	...% [...-...%]	...% [...-...%]

### EXPENDITURES

	Financing sources					Total
	Domestic private	Domestic public	International: PEPFAR	International: Global Fund	International: all others	
Last available report: 2009	...	\$21 000	...	\$1 743 620	\$38 394	\$1 803 014

### HIV COMORBIDITIES

Estimated number of incident tuberculosis cases among people living with HIV (2017)	59 [37-85]
People living with HIV who started TB preventive therapy (2017)	...
Cervical cancer screening of women living with HIV	...
People coinfectd with HIV and hepatitis B virus receiving combined treatment	...
People coinfectd with HIV and hepatitis C virus starting hepatitis C treatment	...

### HIV PREVENTION

Adults aged 15+ years with unsuppressed viral load	...
Knowledge of HIV prevention among young people aged 15-24 years (2016)	
— Women	7.7%
— Men	14.6%
Condom use at last sex with a non-marital, non-cohabiting partner (2016)	
— Women	20.6%
— Men	33.5%
Women aged 15-49 years who have their demand for family planning satisfied by modern methods (2016)	46.6%
Men aged 15-49 years who are circumcised	Not applicable
Voluntary medical male circumcisions performed according to national standards	Not applicable
People who received PrEP at least once during the reporting period	...
Harm reduction	
— Use of sterile injecting equipment at last injection	...
— Needles and syringes distributed per person who injects	...
— Coverage of opioid substitution therapy	...
— Naloxone available (2019)	...
— Safe injection rooms available (2019)	...

**Note:** HIV epidemiological estimates were not available at the time of publication.



## LAWS AND POLICIES

Laws criminalizing the transmission of, non-disclosure of or exposure to HIV transmission	...
Criminalization of sex work among consenting adults	...
Criminalization of same-sex sexual acts	Laws penalizing same-sex sexual acts have been decriminalized or never existed
Drug use or possession for personal use is an offence	...
Criminalization of transgender people	...
Laws or policies restricting the entry, stay and residence of people living with HIV	No
Parental consent for adolescents to access HIV testing	...
Spousal consent for married women to access sexual and reproductive health services	...
Mandatory HIV testing for marriage, work or residence permits or for certain groups	...

## STIGMA AND DISCRIMINATION

	2010	2016
Percentage of women and men aged 15–49 years who report discriminatory attitudes towards people living with HIV	63.2	64.1

Percentage of people living with HIV denied health services because of their HIV status in the last 12 months

Percentage of people living with HIV who reported a health-care professional told others about their HIV status without their consent

## VIOLENCE

	2010	2016
Proportion of ever-married or partnered women aged 15–49 years who experienced physical or sexual violence from a male intimate partner in the past 12 months	30.4	34.6

## EPIDEMIC ESTIMATES

	2010	2015	2018
<b>New HIV infections</b>			
New HIV infections (all ages)	16 000 [14 000–17 000]	9600 [8500–10 000]	5700 [5200–6300]
New HIV infections (0–14)	570 [<500–730]	<500 [<500–570]	<500 [<200– <500]
New HIV infections (women, 15+)	5100 [4400–5700]	3200 [2800–3500]	2100 [1800–2300]
New HIV infections (men, 15+)	10 000 [8900–11 000]	5900 [5200–6400]	3300 [3000–3700]
HIV incidence per 1000 population	0.18 [0.16–0.2]	0.1 [0.09–0.11]	0.06 [0.05–0.07]
<b>AIDS-related deaths</b>			
AIDS-related deaths (all ages)	8500 [6400–9800]	6100 [4400–7700]	4700 [3200–6200]
AIDS-related deaths (0–14)	<500 [<200– <500]	<200 [<200– <500]	<200 [<100– <200]
AIDS-related deaths (women, 15+)	2400 [1700–2900]	1500 [1100–1900]	1000 [690–1400]
AIDS-related deaths (men, 15+)	5800 [4500–6600]	4400 [3200–5500]	3500 [2500–4700]
<b>People living with HIV</b>			
People living with HIV (all ages)	220 000 [180 000–250 000]	230 000 [200 000–260 000]	230 000 [200 000–260 000]
People living with HIV (0–14)	3800 [3200–4400]	5000 [4000–5700]	5000 [4000–5900]
People living with HIV (women, 15+)	61 000 [52 000–69 000]	71 000 [62 000–79 000]	74 000 [65 000–83 000]
People living with HIV (men, 15+)	150 000 [130 000–170 000]	150 000 [130 000–170 000]	150 000 [130 000–170 000]
HIV prevalence (15–49)	0.4 [0.3–0.4]	0.3 [0.3–0.4]	0.3 [0.3–0.4]

## LAWS AND POLICIES

Laws criminalizing the transmission of, non-disclosure of or exposure to HIV transmission	Yes
Criminalization of sex work among consenting adults	Any criminalization or punitive regulation of sex work
Criminalization of same-sex sexual acts	No specific legislation
Drug use or possession for personal use is an offence	Possession of drugs for personal use or drug use and/or consumption are specified as non-criminal offences
Criminalization of transgender people	Neither criminalized nor prosecuted
Laws or policies restricting the entry, stay and residence of people living with HIV	No
Parental consent for adolescents to access HIV testing	Yes, for adolescents younger than 16 years
Spousal consent for married women to access sexual and reproductive health services	No
Mandatory HIV testing for marriage, work or residence permits or for certain groups	Yes

## STIGMA AND DISCRIMINATION

	2011	2014
Percentage of women aged 15–49 years who report discriminatory attitudes towards people living with HIV	36.6	29.2

Percentage of people living with HIV denied health services because of their HIV status in the last 12 months

Percentage of people living with HIV who reported a health-care professional told others about their HIV status without their consent

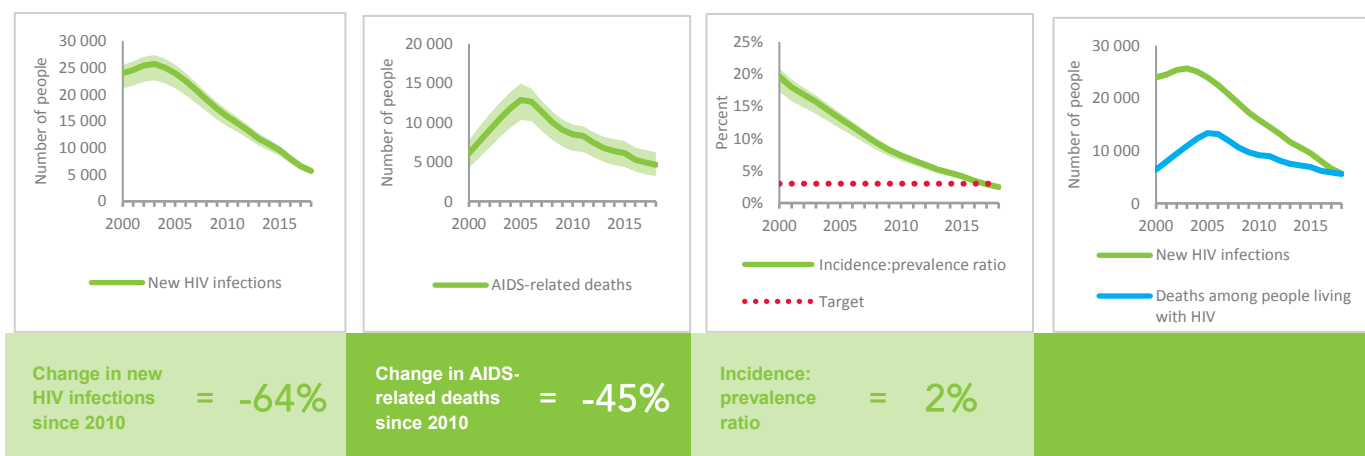
## VIOLENCE

Proportion of ever-married or partnered women aged 15–49 years who experienced physical or sexual violence from a male intimate partner in the past 12 months

## EXPENDITURES

	Financing sources					Total
	Domestic private	Domestic public	International: PEPFAR	International: Global Fund	International: all others	
Last available report: 2012	...	\$30 327 094	\$28 917 091	\$19 495 015	\$14 805 388	\$95 446 487

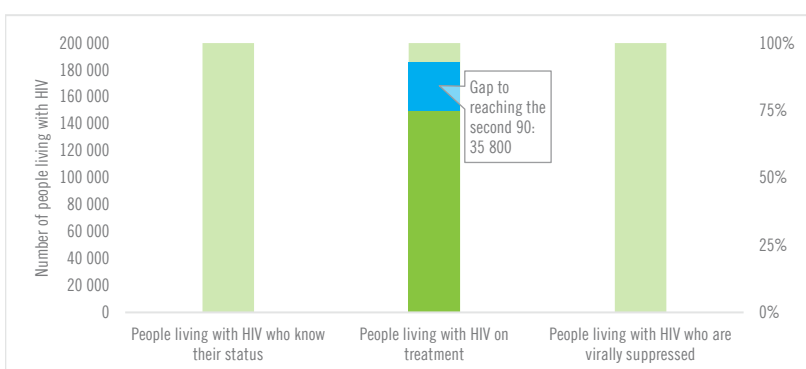
## EPIDEMIC TRANSITION METRICS



## KEY POPULATIONS

	Sex workers	Gay men and other men who have sex with men	People who inject drugs	Transgender people	Prisoners
Estimated size of population	...	...	190 000	...	...
HIV prevalence	3.6%	10.8%	11.0%	...	...
Know their HIV status	50.8%	64.7%	52.6%	...	...
Antiretroviral therapy coverage	21.3%	23.3%	53.4%	...	...
Condom use	85.4%	63.0%	36.5%	...	...
Coverage of HIV prevention programmes	24.8%	24.7%	28.2%	...	...
Avoidance of health care because of stigma and discrimination	...	...	...	...	...
Expenditures (0)	...	...	...	...	...

## HIV TESTING AND TREATMENT CASCADE



	...	65% [57–73%] 150 000	...
All ages	...% [...–...%]		...% [...–...%]
Children (0–14)	...% [...–...%]	92% [74– >95%] 4600	...% [...–...%]
Women (15+)	...% [...–...%]	68% [60–76%] 50 800	...% [...–...%]
Men (15+)	...% [...–...%]	63% [54–71%] 94 600	...% [...–...%]

## ELIMINATION OF MOTHER-TO-CHILD TRANSMISSION


	2010	2018
Percentage of pregnant women living with HIV accessing antiretroviral medicines	46% [37–54%]	81% [69– >95%]
Early infant diagnosis	...% [...–...%]	50.8% [43.2–59.8%]

## HIV COMORBIDITIES

Estimated number of incident tuberculosis cases among people living with HIV (2017)	4500 [3700–5400]
People living with HIV who started TB preventive therapy (2017)	31.4%
Cervical cancer screening of women living with HIV	...
People coinfecting with HIV and hepatitis B virus receiving combined treatment	...
People coinfecting with HIV and hepatitis C virus starting hepatitis C treatment	...

## HIV PREVENTION

Adults aged 15+ years with unsuppressed viral load	...
Knowledge of HIV prevention among young people aged 15–24 years (2014)	
— Women	49.3%
— Men	...
Condom use at last sex with a non-marital, non-cohabiting partner	
— Women	...
— Men	...
Women aged 15–49 years who have their demand for family planning satisfied by modern methods	...
Men aged 15–49 years who are circumcised	Not applicable
Voluntary medical male circumcisions performed according to national standards	Not applicable
People who received PrEP at least once during the reporting period (2018)	2429
Harm reduction	
— Use of sterile injecting equipment at last injection (2017)	98%
— Needles and syringes distributed per person who injects (2018)	117
— Coverage of opioid substitution therapy (2018)	27.5%
— Naloxone available (2019)	Yes
— Safe injection rooms available (2019)	No



LATIN AMERICA

### EPIDEMIC ESTIMATES

	2010	2015	2018
<b>New HIV infections</b>			
New HIV infections (all ages)	6400 [5600–7100]	6500 [5700–7300]	6500 [5800–7300]
New HIV infections (0–14)	<200 [<200– <200]	<200 [<100– <200]	<100 [<100– <200]
New HIV infections (women, 15+)	1800 [1600–2000]	1900 [1700–2100]	1900 [1600–2100]
New HIV infections (men, 15+)	4400 [3700–5100]	4500 [3800–5200]	4600 [3800–5200]
HIV incidence per 1000 population	0.16 [0.14–0.18]	0.15 [0.13–0.17]	0.15 [0.13–0.17]
<b>AIDS-related deaths</b>			
AIDS-related deaths (all ages)	1600 [1300–2000]	1600 [1200–2000]	1700 [1300–2100]
AIDS-related deaths (0–14)	<100 [<100– <100]	<100 [<100– <100]	<100 [<100– <100]
AIDS-related deaths (women, 15+)	<500 [<500– <500]	<500 [<500– <500]	<500 [<500– <500]
AIDS-related deaths (men, 15+)	1200 [950–1600]	1200 [900–1600]	1300 [940–1700]
<b>People living with HIV</b>			
People living with HIV (all ages)	110 000 [96 000–120 000]	130 000 [120 000–140 000]	140 000 [130 000–150 000]
People living with HIV (0–14)	2700 [2500–3000]	2100 [1900–2400]	1800 [1600–2100]
People living with HIV (women, 15+)	33 000 [30 000–36 000]	40 000 [37 000–44 000]	45 000 [41 000–48 000]
People living with HIV (men, 15+)	71 000 [62 000–80 000]	85 000 [75 000–96 000]	93 000 [83 000–100 000]
HIV prevalence (15–49)	0.4 [0.3–0.4]	0.4 [0.4–0.4]	0.4 [0.4–0.4]

### LAWS AND POLICIES

Laws criminalizing the transmission of, non-disclosure of or exposure to HIV transmission	No
Criminalization of sex work among consenting adults	Any criminalization or punitive regulation of sex work
Criminalization of same-sex sexual acts	No specific legislation
Drug use or possession for personal use is an offence	Possession of drugs for personal use or drug use and/or consumption are specified as criminal offences
Criminalization of transgender people	Neither criminalized nor prosecuted
Laws or policies restricting the entry, stay and residence of people living with HIV	No
Parental consent for adolescents to access HIV testing	Yes, for adolescents younger than 14 years
Spousal consent for married women to access sexual and reproductive health services	No
Mandatory HIV testing for marriage, work or residence permits or for certain groups	No

### STIGMA AND DISCRIMINATION

Percentage of women and men aged 15–49 years who report discriminatory attitudes towards people living with HIV

Percentage of people living with HIV denied health services because of their HIV status in the last 12 months

Percentage of people living with HIV who reported a health-care professional told others about their HIV status without their consent

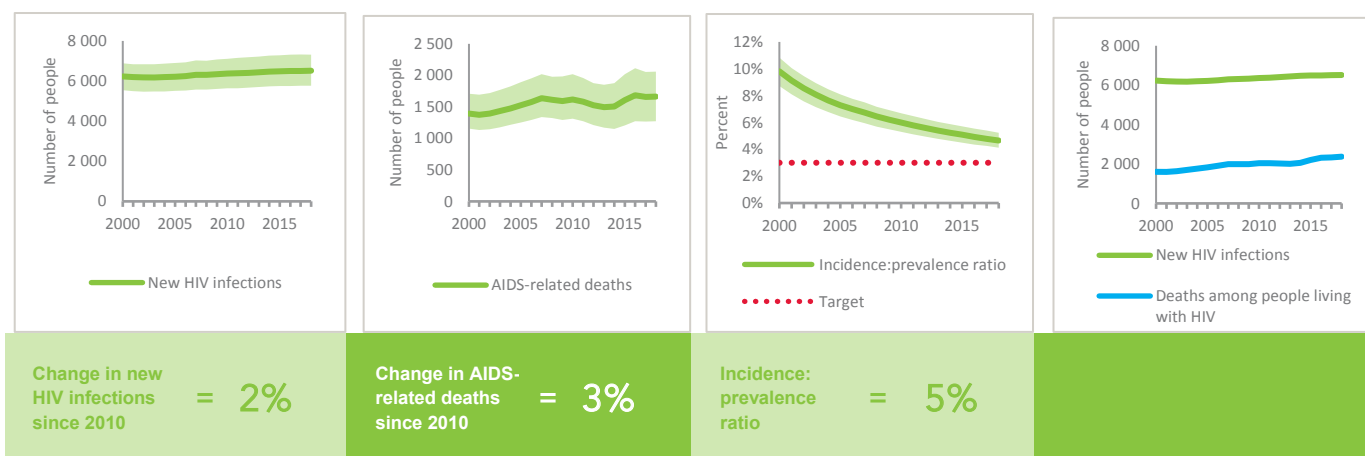
### VIOLENCE

Proportion of ever-married or partnered women aged 15–49 years who experienced physical or sexual violence from a male intimate partner in the past 12 months

### EXPENDITURES

	Financing sources					Total
	Domestic private	Domestic public	International: PEPFAR	International: Global Fund	International: all others	
Last available report: 2016	\$1 860 000	\$625 340 000	...	...	...	\$627 390 000

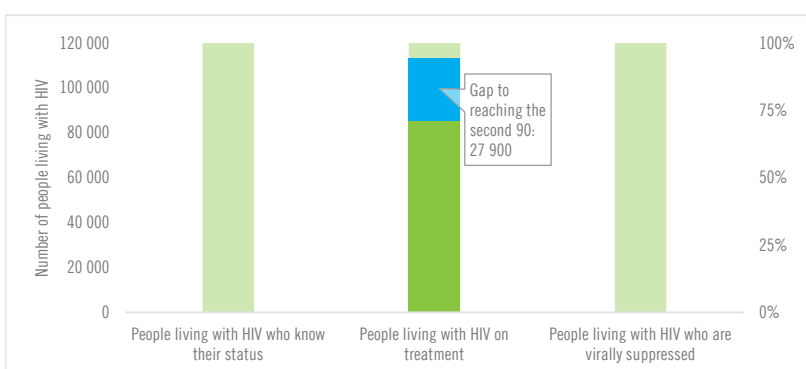
## EPIDEMIC TRANSITION METRICS



## KEY POPULATIONS

	Sex workers	Gay men and other men who have sex with men	People who inject drugs	Transgender people	Prisoners
Estimated size of population	...	...	...	...	...
HIV prevalence	...	...	...	...	2.7%
Know their HIV status	...	...	...	...	...
Antiretroviral therapy coverage	...	...	...	...	87.4%
Condom use	...	...	...	...	...
Coverage of HIV prevention programmes	...	...	...	...	...
Avoidance of health care because of stigma and discrimination	...	...	...	...	...
Expenditures (0)	...	...	...	...	...

## HIV TESTING AND TREATMENT CASCADE



	...	61% [55–67%] 85 500	...
All ages	...% [...–...%]		...% [...–...%]
Children (0–14)	...% [...–...%]	92% [84– >95%] 1700	...% [...–...%]
Women (15+)	...% [...–...%]	69% [63–75%] 30 900	...% [...–...%]
Men (15+)	...% [...–...%]	57% [50–63%] 52 900	...% [...–...%]

## ELIMINATION OF MOTHER-TO-CHILD TRANSMISSION

	2010	2018
Percentage of pregnant women living with HIV accessing antiretroviral medicines	94% [83– >95%]	>95% [85– >95%]
Early infant diagnosis	...% [...–...%]	70.6% [65.1–79.7%]

## HIV COMORBIDITIES

Estimated number of incident tuberculosis cases among people living with HIV (2017)	1500 [890–2300]
People living with HIV who started TB preventive therapy (2017)	...
Cervical cancer screening of women living with HIV (2016)	43.6%
People coinfecting with HIV and hepatitis B virus receiving combined treatment	...
People coinfecting with HIV and hepatitis C virus starting hepatitis C treatment	...

## HIV PREVENTION

Adults aged 15+ years with unsuppressed viral load	...
Knowledge of HIV prevention among young people aged 15–24 years	...
— Women	...
— Men	...
Condom use at last sex with a non-marital, non-cohabiting partner	...
— Women	...
— Men	...
Women aged 15–49 years who have their demand for family planning satisfied by modern methods	...
Men aged 15–49 years who are circumcised	Not applicable
Voluntary medical male circumcisions performed according to national standards	Not applicable
People who received PrEP at least once during the reporting period	...
Harm reduction	...
— Use of sterile injecting equipment at last injection	...
— Needles and syringes distributed per person who injects	...
— Coverage of opioid substitution therapy	...
— Naloxone available (2019)	No
— Safe injection rooms available (2019)	No

### EPIDEMIC ESTIMATES

	2010	2015	2018
<b>New HIV infections</b>			
New HIV infections (all ages)	1100 [1000–1200]	1300 [1200–1400]	1400 [1300–1500]
New HIV infections (0–14)	<100 [<100– <200]	<100 [<100– <100]	<100 [<100– <100]
New HIV infections (women, 15+)	<500 [<500– <500]	<500 [<500– <500]	<500 [<500– <500]
New HIV infections (men, 15+)	720 [630–790]	900 [780–980]	930 [810–1000]
HIV incidence per 1000 population	0.12 [0.11–0.12]	0.13 [0.12–0.14]	0.13 [0.11–0.14]
<b>AIDS-related deaths</b>			
AIDS-related deaths (all ages)	1600 [1500–1800]	1100 [960–1200]	670 [550–760]
AIDS-related deaths (0–14)	<200 [<100– <200]	<100 [<100– <100]	<100 [<100– <100]
AIDS-related deaths (women, 15+)	<500 [<500– <500]	<500 [<500– <500]	<200 [<200– <500]
AIDS-related deaths (men, 15+)	1100 [960–1200]	760 [650–850]	<500 [<500–540]
<b>People living with HIV</b>			
People living with HIV (all ages)	23 000 [20 000–25 000]	21 000 [19 000–23 000]	22 000 [20 000–24 000]
People living with HIV (0–14)	1000 [990–1100]	790 [720–850]	620 [560–670]
People living with HIV (women, 15+)	6500 [5800–7200]	6300 [5800–7000]	6900 [6400–7500]
People living with HIV (men, 15+)	15 000 [13 000–17 000]	14 000 [12 000–16 000]	15 000 [13 000–17 000]
HIV prevalence (15–49)	0.4 [0.3–0.4]	0.3 [0.3–0.3]	0.3 [0.3–0.3]

### LAWS AND POLICIES

Laws criminalizing the transmission of, non-disclosure of or exposure to HIV transmission	Yes
Criminalization of sex work among consenting adults	Sex work is not subject to punitive regulations or is not criminalized
Criminalization of same-sex sexual acts	No specific legislation
Drug use or possession for personal use is an offence	Possession of drugs for personal use or drug use and/or consumption are specified as criminal offences
Criminalization of transgender people	Neither criminalized nor prosecuted
Laws or policies restricting the entry, stay and residence of people living with HIV	No
Parental consent for adolescents to access HIV testing	Yes, for adolescents younger than 18 years
Spousal consent for married women to access sexual and reproductive health services	Yes
Mandatory HIV testing for marriage, work or residence permits or for certain groups	No

### STIGMA AND DISCRIMINATION

Percentage of women and men aged 15–49 years who report discriminatory attitudes towards people living with HIV

Percentage of people living with HIV denied health services because of their HIV status in the last 12 months

Percentage of people living with HIV who reported a health-care professional told others about their HIV status without their consent

### VIOLENCE

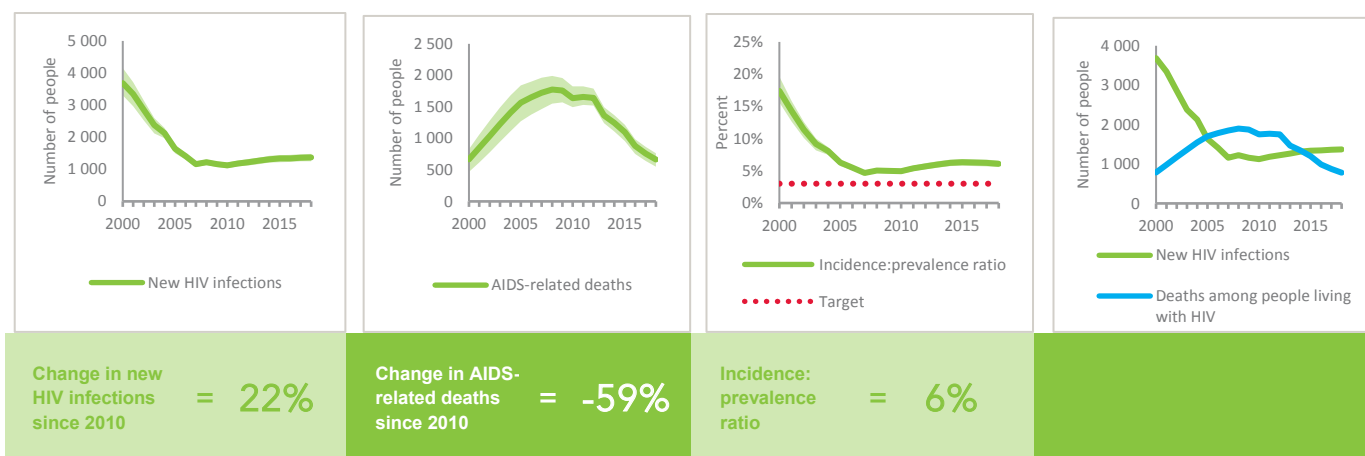
Proportion of ever-married or partnered women aged 15–49 years who experienced physical or sexual violence from a male intimate partner in the past 12 months **2016**  
39.4

### EXPENDITURES

	Financing sources					Total
	Domestic private	Domestic public	International: PEPFAR	International: Global Fund	International: all others	
Last available report: 2012	\$2 112 301	\$4 786 726	...	\$3 549 926	\$97 951	\$11 768 762



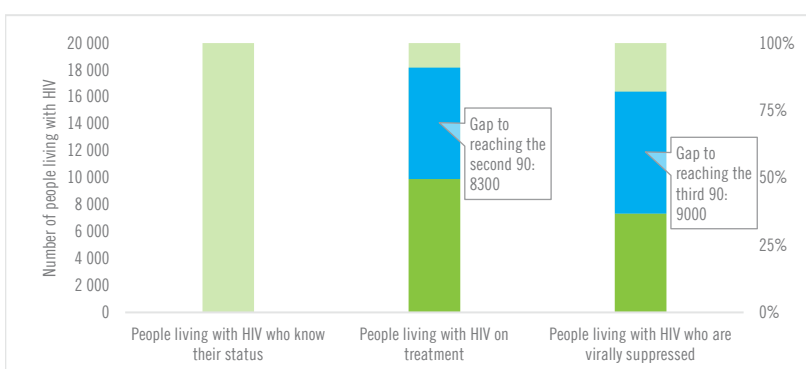
## EPIDEMIC TRANSITION METRICS



## KEY POPULATIONS

	Sex workers	Gay men and other men who have sex with men	People who inject drugs	Transgender people	Prisoners
Estimated size of population	...	...	...	...	...
HIV prevalence	...	25.4%	...	22.6%	1.1%
Know their HIV status	...	...	...	63.8%	...
Antiretroviral therapy coverage	32.0%	...	...	...	...
Condom use	...	66.0%	...	80.0%	...
Coverage of HIV prevention programmes	...	33.9%	...	55.3%	...
Avoidance of health care because of stigma and discrimination	...	...	...	...	...
Expenditures (0)	...	...	...	...	...

## HIV TESTING AND TREATMENT CASCADE



	...	2010	2018
All ages	...% [...-...%]	44% [40-48%] 9900	33% [30-36%]
Children (0-14)	...% [...-...%]	40% [37-43%] 250	37% [33-39%]
Women (15+)	...% [...-...%]	44% [41-49%] 3100	30% [28-33%]
Men (15+)	...% [...-...%]	44% [39-49%] 6600	34% [30-37%]

## ELIMINATION OF MOTHER-TO-CHILD TRANSMISSION

	2010	2018
Percentage of pregnant women living with HIV accessing antiretroviral medicines	34% [29-38%]	>95% [>95- >95%]
Early infant diagnosis	38.0% [33.6-44.5%]	...% [...-...%]

## HIV COMORBIDITIES

Estimated number of incident tuberculosis cases among people living with HIV (2017)	560 [360-800]
People living with HIV who started TB preventive therapy (2017)	...
Cervical cancer screening of women living with HIV	...
People coinfecting with HIV and hepatitis B virus receiving combined treatment	...
People coinfecting with HIV and hepatitis C virus starting hepatitis C treatment	...

## HIV PREVENTION

Adults aged 15+ years with unsuppressed viral load	0.2%
Knowledge of HIV prevention among young people aged 15-24 years	...
— Women	...
— Men	...
Condom use at last sex with a non-marital, non-cohabiting partner	...
— Women	...
— Men	...
Women aged 15-49 years who have their demand for family planning satisfied by modern methods	...
Men aged 15-49 years who are circumcised	Not applicable
Voluntary medical male circumcisions performed according to national standards	Not applicable
People who received PrEP at least once during the reporting period	...
Harm reduction	...
— Use of sterile injecting equipment at last injection	...
— Needles and syringes distributed per person who injects	...
— Coverage of opioid substitution therapy	...
— Naloxone available (2019)	No
— Safe injection rooms available (2019)	No

## EPIDEMIC ESTIMATES

	2010	2015	2018
<b>New HIV infections</b>			
New HIV infections (all ages)	44 000 [34 000–54 000]	48 000 [38 000–59 000]	53 000 [42 000–65 000]
New HIV infections (0–14)	... [...-...]	... [...-...]	... [...-...]
New HIV infections (women, 15+)	... [...-...]	... [...-...]	... [...-...]
New HIV infections (men, 15+)	... [...-...]	... [...-...]	... [...-...]
HIV incidence per 1000 population	0.23 [0.18–0.28]	0.24 [0.19–0.29]	0.26 [0.2–0.31]
<b>AIDS-related deaths</b>			
AIDS-related deaths (all ages)	15 000 [11 000–19 000]	16 000 [12 000–21 000]	15 000 [11 000–19 000]
AIDS-related deaths (0–14)	... [...-...]	... [...-...]	... [...-...]
AIDS-related deaths (women, 15+)	... [...-...]	... [...-...]	... [...-...]
AIDS-related deaths (men, 15+)	... [...-...]	... [...-...]	... [...-...]
<b>People living with HIV</b>			
People living with HIV (all ages)	670 000 [520 000–830 000]	800 000 [620 000–1 000 000]	900 000 [690 000–1 100 000]
People living with HIV (0–14)	... [...-...]	... [...-...]	... [...-...]
People living with HIV (women, 15+)	... [...-...]	... [...-...]	... [...-...]
People living with HIV (men, 15+)	... [...-...]	... [...-...]	... [...-...]
HIV prevalence (15–49)	0.5 [0.4–0.6]	0.5 [0.4–0.6]	0.5 [0.4–0.7]

## LAWS AND POLICIES

Laws criminalizing the transmission of, non-disclosure of or exposure to HIV transmission	No
Criminalization of sex work among consenting adults	Any criminalization or punitive regulation of sex work
Criminalization of same-sex sexual acts	Laws penalizing same-sex sexual acts have been decriminalized or never existed
Drug use or possession for personal use is an offence	Possession of drugs for personal use or drug use and/or consumption are specified as non-criminal offences
Criminalization of transgender people	Neither criminalized nor prosecuted
Laws or policies restricting the entry, stay and residence of people living with HIV	No
Parental consent for adolescents to access HIV testing	No
Spousal consent for married women to access sexual and reproductive health services	No
Mandatory HIV testing for marriage, work or residence permits or for certain groups	No

## STIGMA AND DISCRIMINATION

Percentage of women and men aged 15–49 years who report discriminatory attitudes towards people living with HIV

Percentage of people living with HIV denied health services because of their HIV status in the last 12 months

Percentage of people living with HIV who reported a health-care professional told others about their HIV status without their consent

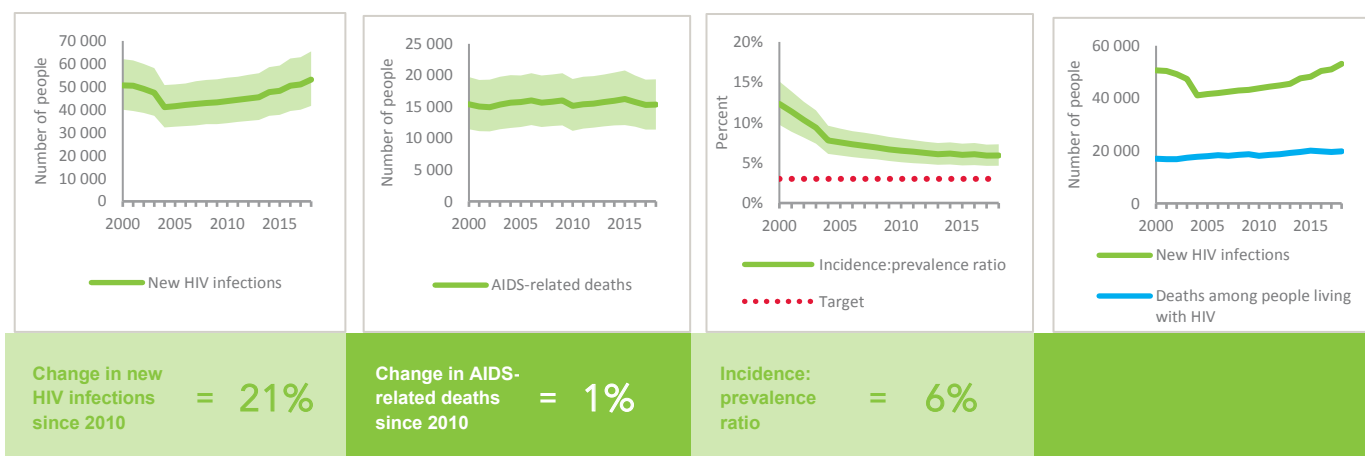
## VIOLENCE

Proportion of ever-married or partnered women aged 15–49 years who experienced physical or sexual violence from a male intimate partner in the past 12 months

## EXPENDITURES

	Financing sources					Total
	Domestic private	Domestic public	International: PEPFAR	International: Global Fund	International: all others	
Last available report: 2018	...	\$699 139 356	...	...	...	\$699 139 356

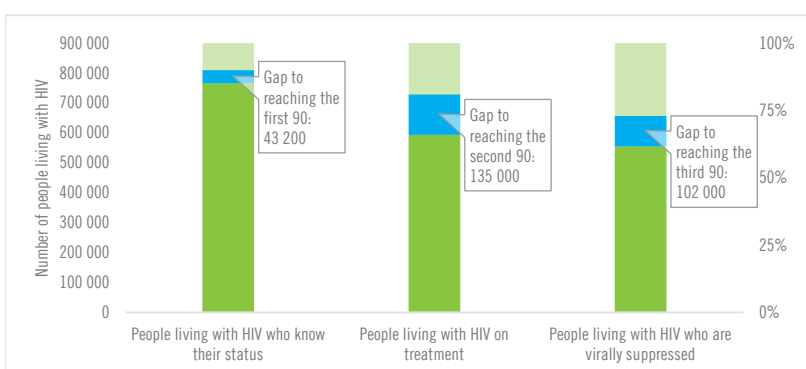
## EPIDEMIC TRANSITION METRICS



## KEY POPULATIONS

	Sex workers	Gay men and other men who have sex with men	People who inject drugs	Transgender people	Prisoners
Estimated size of population	...	...	...	...	...
HIV prevalence	5.3%	18.3%	...	30.0%	...
Know their HIV status	52.3%	72.6%	...	76.9%	...
Antiretroviral therapy coverage	...	...	...	...	...
Condom use	...	64.3%	...	70.8%	...
Coverage of HIV prevention programmes	22.4%	29.8%	...	59.3%	...
Avoidance of health care because of stigma and discrimination	...	17.3%	...	...	...
Expenditures (2017)	\$0	\$0	\$0		

## HIV TESTING AND TREATMENT CASCADE



	2010	2018
All ages	85% [66–>95%]	66% [51–82%] 593 000
Children (0–14)	... [...–...%]	... [...–...%]
Women (15+)	... [...–...%]	... [...–...%]
Men (15+)	... [...–...%]	... [...–...%]

## ELIMINATION OF MOTHER-TO-CHILD TRANSMISSION

	2010	2018
Percentage of pregnant women living with HIV accessing antiretroviral medicines	...% [...–...%]	...% [...–...%]
Early infant diagnosis	21.9% [17.4–29.9%]	...% [...–...%]

## HIV COMORBIDITIES

Estimated number of incident tuberculosis cases among people living with HIV (2017)	11 000 [9300 –13 000]
People living with HIV who started TB preventive therapy (2017)	...
Cervical cancer screening of women living with HIV	...
People coinfectd with HIV and hepatitis B virus receiving combined treatment	...
People coinfectd with HIV and hepatitis C virus starting hepatitis C treatment	...

## HIV PREVENTION

Adults aged 15+ years with unsuppressed viral load	...
Knowledge of HIV prevention among young people aged 15–24 years	...
— Women	...
— Men	...
Condom use at last sex with a non-marital, non-cohabiting partner	...
— Women	...
— Men	...
Women aged 15–49 years who have their demand for family planning satisfied by modern methods	...
Men aged 15–49 years who are circumcised	Not applicable
Voluntary medical male circumcisions performed according to national standards	Not applicable
People who received PrEP at least once during the reporting period (2018)	8108
Harm reduction	...
— Use of sterile injecting equipment at last injection	...
— Needles and syringes distributed per person who injects	...
— Coverage of opioid substitution therapy	...
— Naloxone available (2019)	No
— Safe injection rooms available (2019)	No

## EPIDEMIC ESTIMATES

	2010	2015	2018
<b>New HIV infections</b>			
New HIV infections (all ages)	3700 [3100–4100]	4600 [3700–5000]	5000 [4000–5500]
New HIV infections (0–14)	<100 [<100– <100]	<100 [<100– <100]	<100 [<100– <100]
New HIV infections (women, 15+)	620 [540–700]	790 [700–890]	950 [830–1100]
New HIV infections (men, 15+)	3100 [2500–3400]	3700 [3000–4200]	4000 [3100–4500]
HIV incidence per 1000 population	0.22 [0.18–0.24]	0.26 [0.21–0.29]	0.27 [0.22–0.3]
<b>AIDS-related deaths</b>			
AIDS-related deaths (all ages)	... [...–...]	... [...–...]	590 [<500–770]
AIDS-related deaths (0–14)	... [...–...]	... [...–...]	<100 [<100– <100]
AIDS-related deaths (women, 15+)	... [...–...]	... [...–...]	<200 [<200– <200]
AIDS-related deaths (men, 15+)	... [...–...]	... [...–...]	<500 [<500–580]
<b>People living with HIV</b>			
People living with HIV (all ages)	39 000 [34 000–43 000]	57 000 [50 000–62 000]	71 000 [63 000–78 000]
People living with HIV (0–14)	<500 [<500– <500]	<500 [<500– <500]	<500 [<500– <500]
People living with HIV (women, 15+)	6600 [6000–7100]	9700 [8800–10 000]	12 000 [11 000–13 000]
People living with HIV (men, 15+)	32 000 [28 000–36 000]	47 000 [41 000–52 000]	59 000 [51 000–66 000]
HIV prevalence (15–49)	0.4 [0.3–0.4]	0.5 [0.4–0.5]	0.5 [0.5–0.6]

## LAWS AND POLICIES

Laws criminalizing the transmission of, non-disclosure of or exposure to HIV transmission	No
Criminalization of sex work among consenting adults	Any criminalization or punitive regulation of sex work
Criminalization of same-sex sexual acts	Laws penalizing same-sex sexual acts have been decriminalized or never existed
Drug use or possession for personal use is an offence	Possession of drugs for personal use or drug use and/or consumption are specified as non-criminal offences
Criminalization of transgender people	Neither criminalized nor prosecuted
Laws or policies restricting the entry, stay and residence of people living with HIV	No
Parental consent for adolescents to access HIV testing	Yes, for adolescents younger than 14 years
Spousal consent for married women to access sexual and reproductive health services	No
Mandatory HIV testing for marriage, work or residence permits or for certain groups	Yes

## STIGMA AND DISCRIMINATION

Percentage of women and men aged 15–49 years who report discriminatory attitudes towards people living with HIV

Percentage of people living with HIV denied health services because of their HIV status in the last 12 months

Percentage of people living with HIV who reported a health-care professional told others about their HIV status without their consent

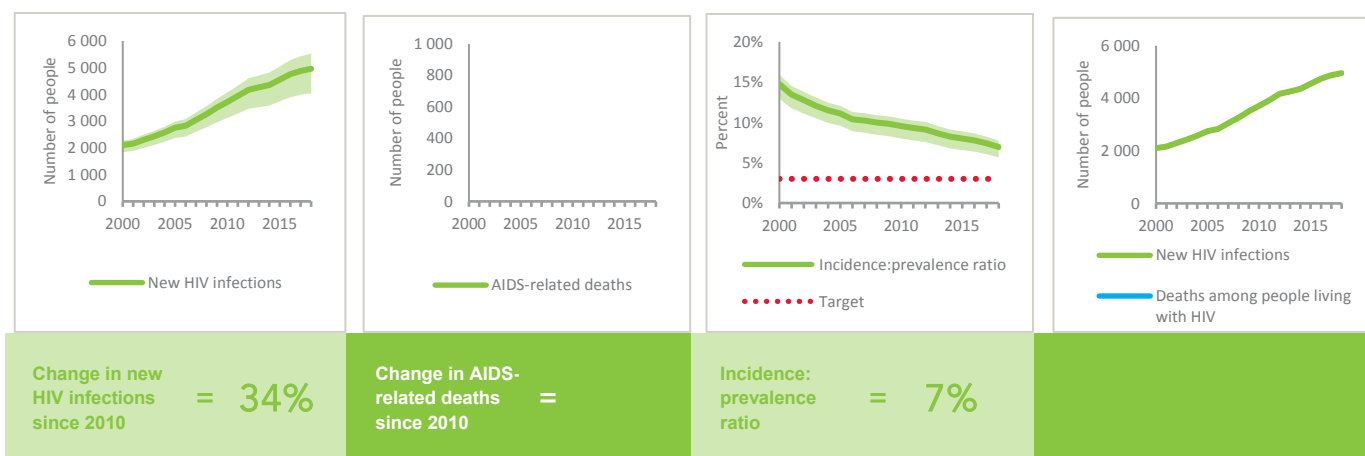
## VIOLENCE

Proportion of ever-married or partnered women aged 15–49 years who experienced physical or sexual violence from a male intimate partner in the past 12 months

## EXPENDITURES

	Financing sources					Total
	Domestic private	Domestic public	International: PEPFAR	International: Global Fund	International: all others	
Last available report: 2018	\$108 369 580	\$207 644 768	...	...	...	\$316 014 348

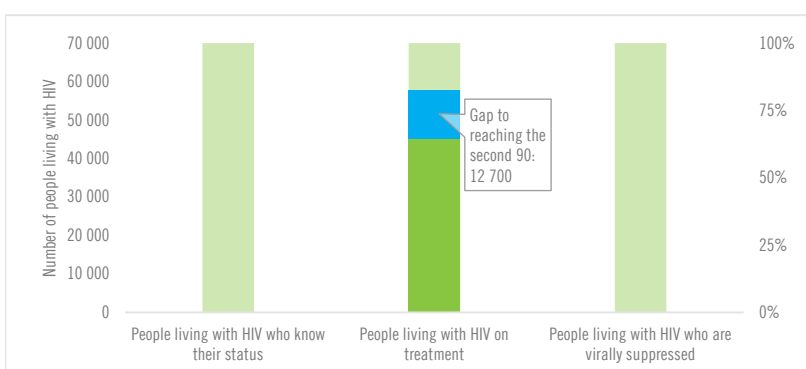
## EPIDEMIC TRANSITION METRICS



## KEY POPULATIONS

	Sex workers	Gay men and other men who have sex with men	People who inject drugs	Transgender people	Prisoners
Estimated size of population	...	...	...	...	42 000
HIV prevalence	0.0%	13.9%	...	...	0.5%
Know their HIV status	58.0%	62.2%	...	...	...
Antiretroviral therapy coverage	79.4%	89.0%	...	92.2%	89.0%
Condom use	97.0%	42.1%	...	...	...
Coverage of HIV prevention programmes	...	...	...	...	...
Avoidance of health care because of stigma and discrimination	...	...	...	...	...
Expenditures (2016)	\$169 593	\$665 414	\$0	...	...

## HIV TESTING AND TREATMENT CASCADE



	...% [...-...%]	63% [56-70%] 45 100	...% [...-...%]
All ages	...	63% [56-70%] 45 100	...
Children (0-14)	...	56% [50-61%] 140	...
Women (15+)	77% [70-83%]	53% [48-57%] 6400	...
Men (15+)	88% [76- >95%]	65% [56-73%] 38 500	...

## ELIMINATION OF MOTHER-TO-CHILD TRANSMISSION

	2010	2018
Percentage of pregnant women living with HIV accessing antiretroviral medicines	72% [65-80%]	>95% [>95- >95%]
Early infant diagnosis	...% [...-...%]	81.2% [73.7-90.1%]

## HIV COMORBIDITIES

Estimated number of incident tuberculosis cases among people living with HIV (2017)	510 [310-770]
People living with HIV who started TB preventive therapy (2017)	...
Cervical cancer screening of women living with HIV	...
People coinfectd with HIV and hepatitis B virus receiving combined treatment	...
People coinfectd with HIV and hepatitis C virus starting hepatitis C treatment (2018)	36%

## HIV PREVENTION

Adults aged 15+ years with unsuppressed viral load	...
Knowledge of HIV prevention among young people aged 15-24 years	...
— Women	...
— Men	...
Condom use at last sex with a non-marital, non-cohabiting partner (2016)	...
— Women	26.1%
— Men	49.2%
Women aged 15-49 years who have their demand for family planning satisfied by modern methods	...
Men aged 15-49 years who are circumcised	Not applicable
Voluntary medical male circumcisions performed according to national standards	Not applicable
People who received PrEP at least once during the reporting period	...
Harm reduction	...
— Use of sterile injecting equipment at last injection	...
— Needles and syringes distributed per person who injects	...
— Coverage of opioid substitution therapy	...
— Naloxone available (2019)	No
— Safe injection rooms available (2019)	No

## EPIDEMIC ESTIMATES

	2010	2015	2018
<b>New HIV infections</b>			
New HIV infections (all ages)	8800 [6400–11 000]	7900 [5600–10 000]	6900 [4700–9100]
New HIV infections (0–14)	590 [<500–750]	510 [<500–630]	510 [<500–660]
New HIV infections (women, 15+)	1400 [1000–1800]	1100 [760–1500]	910 [630–1300]
New HIV infections (men, 15+)	6800 [5000–8900]	6300 [4400–8400]	5400 [3700–7400]
HIV incidence per 1000 population	0.19 [0.14–0.25]	0.17 [0.12–0.22]	0.14 [0.1–0.19]
<b>AIDS-related deaths</b>			
AIDS-related deaths (all ages)	... [...-...]	... [...-...]	... [...-...]
AIDS-related deaths (0–14)	... [...-...]	... [...-...]	... [...-...]
AIDS-related deaths (women, 15+)	... [...-...]	... [...-...]	... [...-...]
AIDS-related deaths (men, 15+)	... [...-...]	... [...-...]	... [...-...]
<b>People living with HIV</b>			
People living with HIV (all ages)	130 000 [100 000–150 000]	140 000 [120 000–170 000]	160 000 [130 000–180 000]
People living with HIV (0–14)	5200 [4500–6100]	4000 [3400–4800]	3600 [2900–4300]
People living with HIV (women, 15+)	26 000 [22 000–30 000]	29 000 [24 000–34 000]	31 000 [26 000–36 000]
People living with HIV (men, 15+)	94 000 [77 000–110 000]	110 000 [91 000–130 000]	120 000 [98 000–150 000]
HIV prevalence (15–49)	0.4 [0.3–0.5]	0.4 [0.3–0.5]	0.4 [0.3–0.5]

## LAWS AND POLICIES

Laws criminalizing the transmission of, non-disclosure of or exposure to HIV transmission	Yes
Criminalization of sex work among consenting adults	Sex work is not subject to punitive regulations or is not criminalized
Criminalization of same-sex sexual acts	Laws penalizing same-sex sexual acts have been decriminalized or never existed
Drug use or possession for personal use is an offence	...
Criminalization of transgender people	Neither criminalized nor prosecuted
Laws or policies restricting the entry, stay and residence of people living with HIV	No
Parental consent for adolescents to access HIV testing	Yes, for adolescents younger than 14 years
Spousal consent for married women to access sexual and reproductive health services	No
Mandatory HIV testing for marriage, work or residence permits or for certain groups	No

## STIGMA AND DISCRIMINATION

Percentage of women and men aged 15–49 years who report discriminatory attitudes towards people living with HIV (2010 refers to women only)	2010	2015
	44.7	37.2

Percentage of people living with HIV denied health services because of their HIV status in the last 12 months

Percentage of people living with HIV who reported a health-care professional told others about their HIV status without their consent

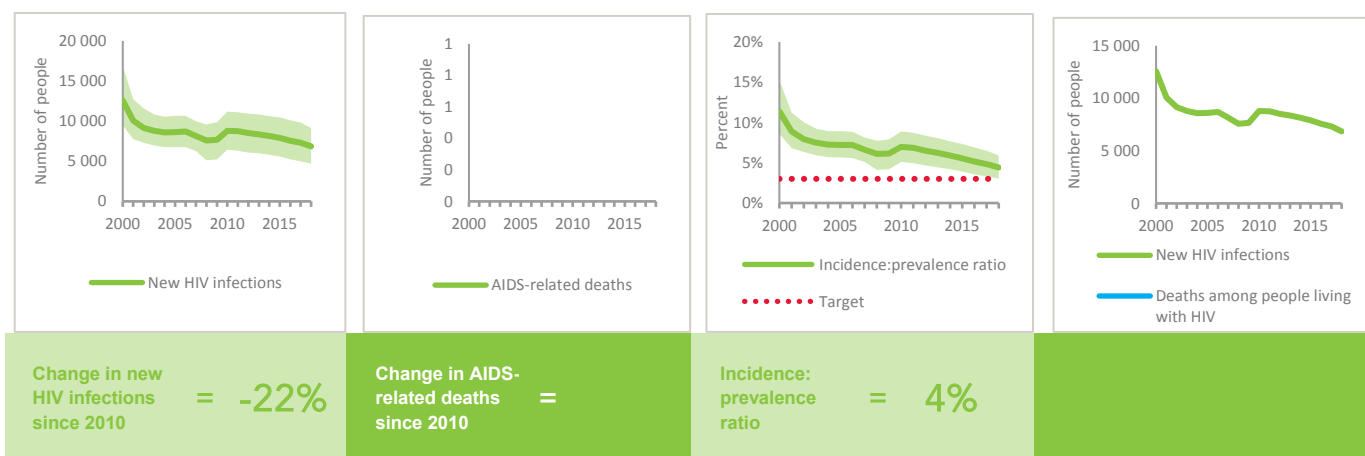
## VIOLENCE

Proportion of ever-married or partnered women aged 15–49 years who experienced physical or sexual violence from a male intimate partner in the past 12 months	2010	2015
	37.4	33.3

## EXPENDITURES

	Financing sources					Total
	Domestic private	Domestic public	International: PEPFAR	International: Global Fund	International: all others	
Last available report: 2013	\$34 547 857	\$84 674 170	...	...	...	\$119 528 046

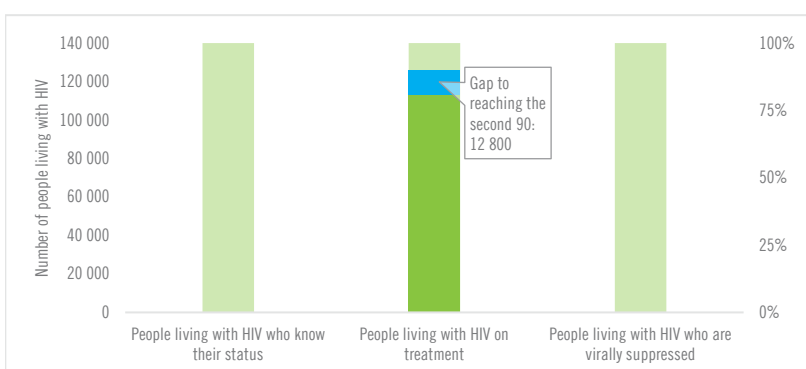
## EPIDEMIC TRANSITION METRICS



## KEY POPULATIONS

	Sex workers	Gay men and other men who have sex with men	People who inject drugs	Transgender people	Prisoners
Estimated size of population	...	...	...	...	...
HIV prevalence	1.2%	17.0%	2.8%	21.4%	...
Know their HIV status	90.6%	26.3%	...	42.9%	...
Antiretroviral therapy coverage	...	...	...	...	...
Condom use	98.3%	17.0%	35.8%	...	...
Coverage of HIV prevention programmes	...	38.0%	...	...	...
Avoidance of health care because of stigma and discrimination	...	...	...	...	...
Expenditures (2016)	\$0	\$414 142	\$0	...	...

## HIV TESTING AND TREATMENT CASCADE



	...	73% [60–86%] 113 000	...
All ages	...% [...-...%]		...% [...-...%]
Children (0–14)	...% [...-...%]	41% [32–49%] 1500	...% [...-...%]
Women (15+)	...% [...-...%]	77% [64–90%] 23 900	...% [...-...%]
Men (15+)	...% [...-...%]	73% [59–88%] 87 700	...% [...-...%]

## ELIMINATION OF MOTHER-TO-CHILD TRANSMISSION

	2010	2018
Percentage of pregnant women living with HIV accessing antiretroviral medicines	33% [26–40%]	21% [17–25%]
Early infant diagnosis	7.1% [5.8–8.9%]	30.7% [26.2–37.3%]

## HIV COMORBIDITIES

Estimated number of incident tuberculosis cases among people living with HIV (2017)	2000 [1500–2500]
People living with HIV who started TB preventive therapy (2017)	...
Cervical cancer screening of women living with HIV	...
People coinfectd with HIV and hepatitis B virus receiving combined treatment	...
People coinfectd with HIV and hepatitis C virus starting hepatitis C treatment	...

## HIV PREVENTION

Adults aged 15+ years with unsuppressed viral load	...
Knowledge of HIV prevention among young people aged 15–24 years (2015)	
— Women	31.63%
— Men	28.52%
Condom use at last sex with a non-marital, non-cohabiting partner (2015)	
— Women	42.4%
— Men	70.5%
Women aged 15–49 years who have their demand for family planning satisfied by modern methods (2015)	86.8%
Men aged 15–49 years who are circumcised	Not applicable
Voluntary medical male circumcisions performed according to national standards	Not applicable
People who received PrEP at least once during the reporting period	...
Harm reduction	
— Use of sterile injecting equipment at last injection	...
— Needles and syringes distributed per person who injects (2018)	5
— Coverage of opioid substitution therapy	...
— Naloxone available (2019)	No
— Safe injection rooms available (2019)	No

## EPIDEMIC ESTIMATES

	2010	2015	2018
<b>New HIV infections</b>			
New HIV infections (all ages)	830 [730–920]	950 [830–1100]	1000 [860–1200]
New HIV infections (0–14)	... [...–...]	... [...–...]	... [...–...]
New HIV infections (women, 15+)	<200 [<200– <200]	<200 [<200– <200]	<200 [<200– <200]
New HIV infections (men, 15+)	650 [550–740]	770 [630–900]	820 [660–960]
HIV incidence per 1000 population	0.19 [0.16–0.21]	0.2 [0.18–0.23]	0.21 [0.18–0.24]
<b>AIDS-related deaths</b>			
AIDS-related deaths (all ages)	<500 [<200– <500]	<500 [<200– <500]	<500 [<200– <500]
AIDS-related deaths (0–14)	... [...–...]	... [...–...]	... [...–...]
AIDS-related deaths (women, 15+)	<100 [<100– <100]	<100 [<100– <100]	<100 [<100– <100]
AIDS-related deaths (men, 15+)	<200 [<200– <500]	<200 [<200– <500]	<200 [<200– <500]
<b>People living with HIV</b>			
People living with HIV (all ages)	9300 [8400–10 000]	13 000 [11 000–14 000]	15 000 [13 000–17 000]
People living with HIV (0–14)	... [...–...]	... [...–...]	... [...–...]
People living with HIV (women, 15+)	2000 [1800–2200]	2600 [2400–2900]	2900 [2700–3300]
People living with HIV (men, 15+)	7200 [6300–8100]	10 000 [8900–11 000]	12 000 [10 000–13 000]
HIV prevalence (15–49)	0.3 [0.3–0.3]	0.4 [0.3–0.4]	0.4 [0.4–0.5]

## LAWS AND POLICIES

Laws criminalizing the transmission of, non-disclosure of or exposure to HIV transmission	No, but prosecutions exist based on general criminal laws
Criminalization of sex work among consenting adults	Sex work is not subject to punitive regulations or is not criminalized
Criminalization of same-sex sexual acts	Laws penalizing same-sex sexual acts have been decriminalized or never existed
Drug use or possession for personal use is an offence	No
Criminalization of transgender people	Neither criminalized nor prosecuted
Laws or policies restricting the entry, stay and residence of people living with HIV	No
Parental consent for adolescents to access HIV testing	No
Spousal consent for married women to access sexual and reproductive health services	No
Mandatory HIV testing for marriage, work or residence permits or for certain groups	No

## STIGMA AND DISCRIMINATION

Percentage of women and men aged 15–49 years who report discriminatory attitudes towards people living with HIV

Percentage of people living with HIV denied health services because of their HIV status in the last 12 months

**2014**  
8.8

Percentage of people living with HIV who reported a health-care professional told others about their HIV status without their consent

**2014**  
15.5

## VIOLENCE

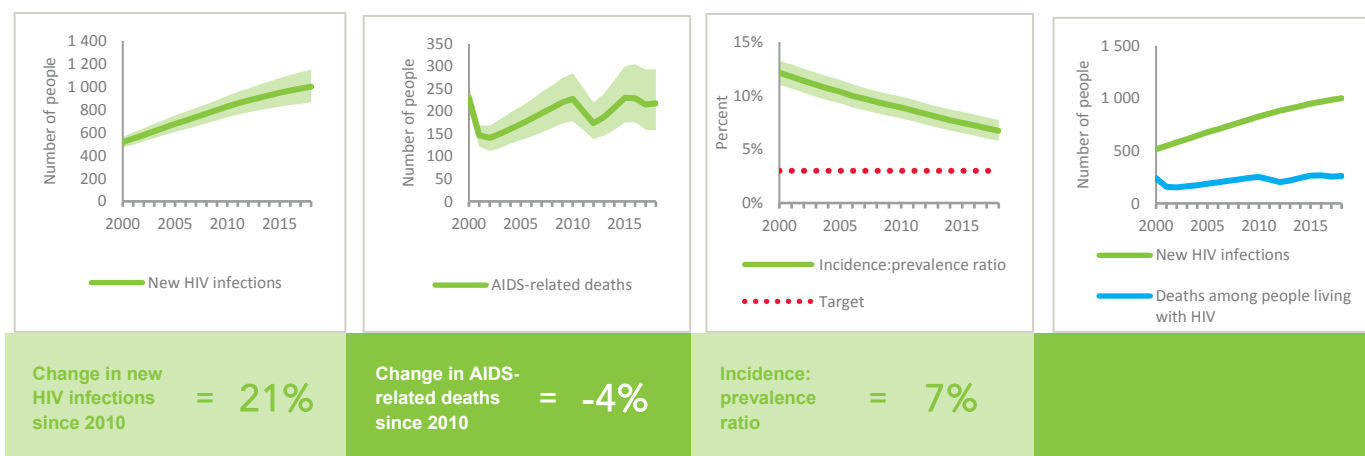
Proportion of ever-married or partnered women aged 15–49 years who experienced physical or sexual violence from a male intimate partner in the past 12 months

## EXPENDITURES

	Financing sources					Total
	Domestic private	Domestic public	International: PEPFAR	International: Global Fund	International: all others	
Last available report: 2018	\$1 628 121	\$44 000 708	...	\$1 935 200	\$480 461	\$48 044 490



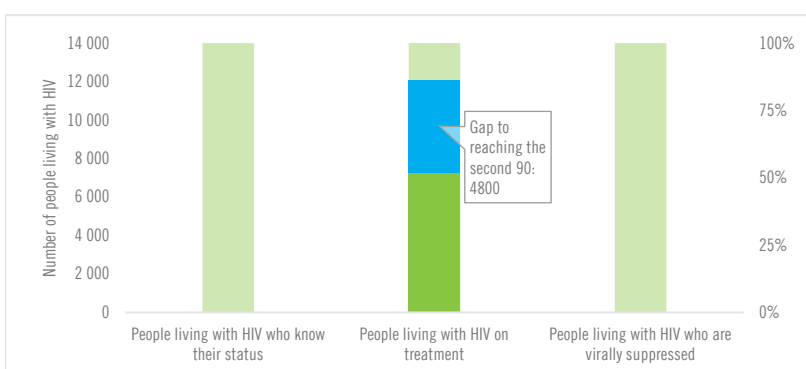
## EPIDEMIC TRANSITION METRICS



## KEY POPULATIONS

	Sex workers	Gay men and other men who have sex with men	People who inject drugs	Transgender people	Prisoners
Estimated size of population	...	...	...	...	100
HIV prevalence	1.4%	15.4%	...	24.6%	0.3%
Know their HIV status	100%	100%	...	100%	...
Antiretroviral therapy coverage	...	...	...	...	79.8%
Condom use	74.0%	39.2%	...	78.6%	...
Coverage of HIV prevention programmes	83.3%	...	...	...	...
Avoidance of health care because of stigma and discrimination	...	...	...	...	...
Expenditures (2014)	\$0	\$0	\$0	...	...

## HIV TESTING AND TREATMENT CASCADE



	...	49% [44–54%] 7200	...
All ages	...% [...–...%]		...% [...–...%]
Children (0–14)	...% [...–...%]	...	...% [...–...%]
Women (15+)	...% [...–...%]	60% [54–66%] 1800	...% [...–...%]
Men (15+)	...% [...–...%]	46% [40–52%] 5400	...% [...–...%]

## ELIMINATION OF MOTHER-TO-CHILD TRANSMISSION

	2010	2018
Percentage of pregnant women living with HIV accessing antiretroviral medicines	...% [...–...%]	...% [...–...%]
Early infant diagnosis	...% [...–...%]	...% [...–...%]

## HIV COMORBIDITIES

Estimated number of incident tuberculosis cases among people living with HIV (2017)	42 [32–53]
People living with HIV who started TB preventive therapy (2017)	...
Cervical cancer screening of women living with HIV	...
People coinfectd with HIV and hepatitis B virus receiving combined treatment	...
People coinfectd with HIV and hepatitis C virus starting hepatitis C treatment	...

## HIV PREVENTION

Adults aged 15+ years with unsuppressed viral load	...
Knowledge of HIV prevention among young people aged 15–24 years	...
— Women	...
— Men	...
Condom use at last sex with a non-marital, non-cohabiting partner	...
— Women	...
— Men	...
Women aged 15–49 years who have their demand for family planning satisfied by modern methods	...
Men aged 15–49 years who are circumcised	Not applicable
Voluntary medical male circumcisions performed according to national standards	Not applicable
People who received PrEP at least once during the reporting period	...
Harm reduction	...
— Use of sterile injecting equipment at last injection	...
— Needles and syringes distributed per person who injects	...
— Coverage of opioid substitution therapy	...
— Naloxone available (2019)	No
— Safe injection rooms available (2019)	No

## EPIDEMIC ESTIMATES

	2010	2015	2018
<b>New HIV infections</b>			
New HIV infections (all ages)	2500 [1400–4600]	2400 [1300–4500]	2200 [1200–4400]
New HIV infections (0–14)	<100 [<100– <200]	<100 [<100– <200]	<100 [<100– <200]
New HIV infections (women, 15+)	700 [<500–1300]	690 [<500–1300]	650 [<500–1200]
New HIV infections (men, 15+)	1700 [990–3300]	1700 [890–3100]	1500 [800–3100]
HIV incidence per 1000 population	0.17 [0.1–0.32]	0.15 [0.08–0.29]	0.13 [0.07–0.27]
<b>AIDS-related deaths</b>			
AIDS-related deaths (all ages)	1100 [520–2200]	1100 [520–2400]	620 [<500–1500]
AIDS-related deaths (0–14)	<100 [<100– <100]	<100 [<100– <100]	<100 [<100– <100]
AIDS-related deaths (women, 15+)	<500 [<200– <500]	<200 [<100– <500]	<200 [<100– <500]
AIDS-related deaths (men, 15+)	790 [<500–1600]	980 [<500–2000]	<500 [<500–1100]
<b>People living with HIV</b>			
People living with HIV (all ages)	34 000 [22 000–57 000]	40 000 [27 000–65 000]	44 000 [29 000–71 000]
People living with HIV (0–14)	640 [<500–1100]	660 [<500–1100]	660 [<500–1200]
People living with HIV (women, 15+)	9000 [6100–15 000]	11 000 [7700–18 000]	13 000 [8700–20 000]
People living with HIV (men, 15+)	24 000 [16 000–41 000]	28 000 [18 000–46 000]	30 000 [20 000–50 000]
HIV prevalence (15–49)	0.4 [0.2–0.6]	0.4 [0.2–0.6]	0.4 [0.2–0.6]

## LAWS AND POLICIES

Laws criminalizing the transmission of, non-disclosure of or exposure to HIV transmission	Yes
Criminalization of sex work among consenting adults	Sex work is not subject to punitive regulations or is not criminalized
Criminalization of same-sex sexual acts	Laws penalizing same-sex sexual acts have been decriminalized or never existed
Drug use or possession for personal use is an offence	No
Criminalization of transgender people	Neither criminalized nor prosecuted
Laws or policies restricting the entry, stay and residence of people living with HIV	No
Parental consent for adolescents to access HIV testing	No
Spousal consent for married women to access sexual and reproductive health services	No
Mandatory HIV testing for marriage, work or residence permits or for certain groups	No

## STIGMA AND DISCRIMINATION

Percentage of women and men aged 15–49 years who report discriminatory attitudes towards people living with HIV

Percentage of people living with HIV denied health services because of their HIV status in the last 12 months

Percentage of people living with HIV who reported a health-care professional told others about their HIV status without their consent

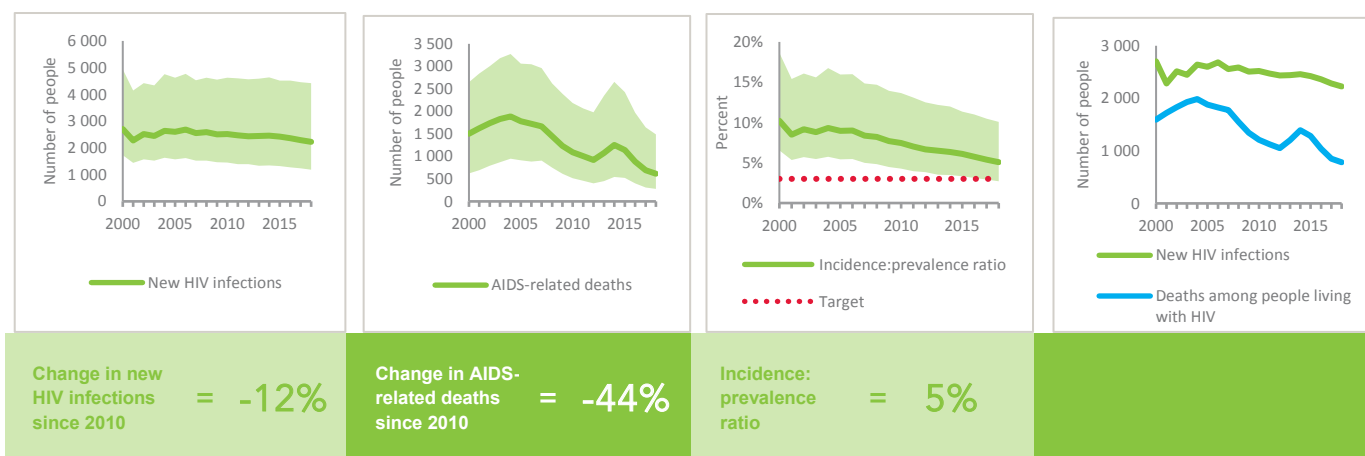
## VIOLENCE

Proportion of ever-married or partnered women aged 15–49 years who experienced physical or sexual violence from a male intimate partner in the past 12 months

## EXPENDITURES

	Financing sources					Total
	Domestic private	Domestic public	International: PEPFAR	International: Global Fund	International: all others	
Last available report: 2018	\$305 994	\$14 807 266	...	\$501 000	...	\$15 614 260

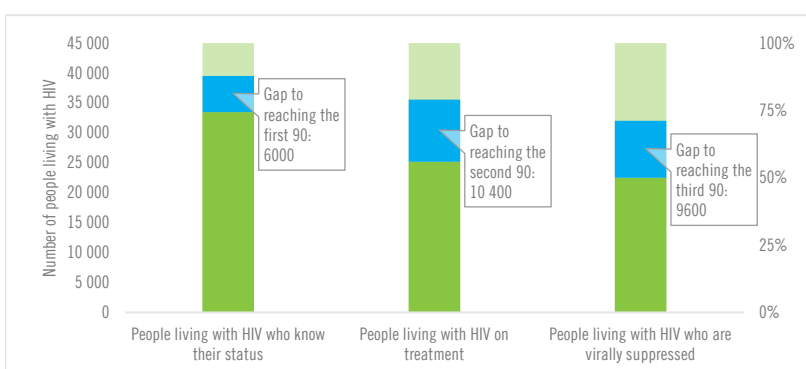
## EPIDEMIC TRANSITION METRICS



## KEY POPULATIONS

	Sex workers	Gay men and other men who have sex with men	People who inject drugs	Transgender people	Prisoners
Estimated size of population	...	...	...	...	...
HIV prevalence	...	16.5%	...	34.8%	1.3%
Know their HIV status	...	56.3%	...	60.4%	...
Antiretroviral therapy coverage	...	...	...	...	89.7%
Condom use	69.7%	77.0%	...	94.0%	...
Coverage of HIV prevention programmes	...	...	...	...	...
Avoidance of health care because of stigma and discrimination	...	...	...	...	...
Expenditures (2017)	\$0	\$0	\$0	...	...

## HIV TESTING AND TREATMENT CASCADE



	76% [51- >95%]	57% [38-93%] 25 100	51% [34-83%]
All ages			
Children (0-14)	92% [60- >95%]	82% [54- >95%] 540	75% [49- >95%]
Women (15+)	84% [56- >95%]	62% [42- >95%] 8100	59% [40-93%]
Men (15+)	73% [48- >95%]	55% [36-90%] 16 500	47% [31-78%]

## ELIMINATION OF MOTHER-TO-CHILD TRANSMISSION

	2010	2018
Percentage of pregnant women living with HIV accessing antiretroviral medicines	78% [50- >95%]	>95% [68- >95%]
Early infant diagnosis	1.5% [<1-2.3%]	...% [...-...%]

## HIV COMORBIDITIES

Estimated number of incident tuberculosis cases among people living with HIV (2017)	950 [720-1200]
People living with HIV who started TB preventive therapy (2017)	...
Cervical cancer screening of women living with HIV	...
People coinfecting with HIV and hepatitis B virus receiving combined treatment	...
People coinfecting with HIV and hepatitis C virus starting hepatitis C treatment	...

## HIV PREVENTION

Adults aged 15+ years with unsuppressed viral load	0.2%
Knowledge of HIV prevention among young people aged 15-24 years	...
— Women	...
— Men	...
Condom use at last sex with a non-marital, non-cohabiting partner	...
— Women	...
— Men	...
Women aged 15-49 years who have their demand for family planning satisfied by modern methods	...
Men aged 15-49 years who are circumcised	Not applicable
Voluntary medical male circumcisions performed according to national standards	Not applicable
People who received PrEP at least once during the reporting period	...
Harm reduction	...
— Use of sterile injecting equipment at last injection	...
— Needles and syringes distributed per person who injects	...
— Coverage of opioid substitution therapy	...
— Naloxone available (2019)	No
— Safe injection rooms available (2019)	No

## EPIDEMIC ESTIMATES

	2010	2015	2018
<b>New HIV infections</b>			
New HIV infections (all ages)	1400 [1000–1700]	900 [670–1100]	700 [530–870]
New HIV infections (0–14)	<200 [<100– <200]	<100 [<100– <200]	<100 [<100– <100]
New HIV infections (women, 15+)	<500 [<500–500]	<500 [<500– <500]	<500 [<200– <500]
New HIV infections (men, 15+)	840 [610–1100]	560 [<500–710]	<500 [<500–550]
HIV incidence per 1000 population	0.22 [0.17–0.27]	0.14 [0.11–0.18]	0.11 [0.08–0.14]
<b>AIDS-related deaths</b>			
AIDS-related deaths (all ages)	<500 [<500–730]	620 [<500–920]	700 [<500–1000]
AIDS-related deaths (0–14)	<100 [<100– <200]	<100 [<100– <100]	<100 [<100– <100]
AIDS-related deaths (women, 15+)	<200 [<100– <500]	<200 [<100– <200]	<200 [<100– <500]
AIDS-related deaths (men, 15+)	<500 [<200– <500]	<500 [<500–700]	<500 [<500–720]
<b>People living with HIV</b>			
People living with HIV (all ages)	26 000 [20 000–31 000]	26 000 [21 000–31 000]	25 000 [21 000–30 000]
People living with HIV (0–14)	770 [600–970]	680 [540–850]	610 [<500–740]
People living with HIV (women, 15+)	8400 [6600–10 000]	9100 [7300–11 000]	9100 [7400–11 000]
People living with HIV (men, 15+)	16 000 [13 000–20 000]	16 000 [13 000–19 000]	16 000 [13 000–18 000]
HIV prevalence (15–49)	0.7 [0.6–0.9]	0.6 [0.5–0.7]	0.6 [0.5–0.7]

## LAWS AND POLICIES

Laws criminalizing the transmission of, non-disclosure of or exposure to HIV transmission	Yes
Criminalization of sex work among consenting adults	Any criminalization or punitive regulation of sex work
Criminalization of same-sex sexual acts	Laws penalizing same-sex sexual acts have been decriminalized or never existed
Drug use or possession for personal use is an offence	Possession of drugs for personal use or drug use and/or consumption are specified as criminal offences
Criminalization of transgender people	Neither criminalized nor prosecuted
Laws or policies restricting the entry, stay and residence of people living with HIV	No
Parental consent for adolescents to access HIV testing	No
Spousal consent for married women to access sexual and reproductive health services	No
Mandatory HIV testing for marriage, work or residence permits or for certain groups	No

## STIGMA AND DISCRIMINATION

Percentage of women aged 15–49 years who report discriminatory attitudes towards people living with HIV **2014**

33.1

Percentage of people living with HIV denied health services because of their HIV status in the last 12 months

Percentage of people living with HIV who reported a health-care professional told others about their HIV status without their consent

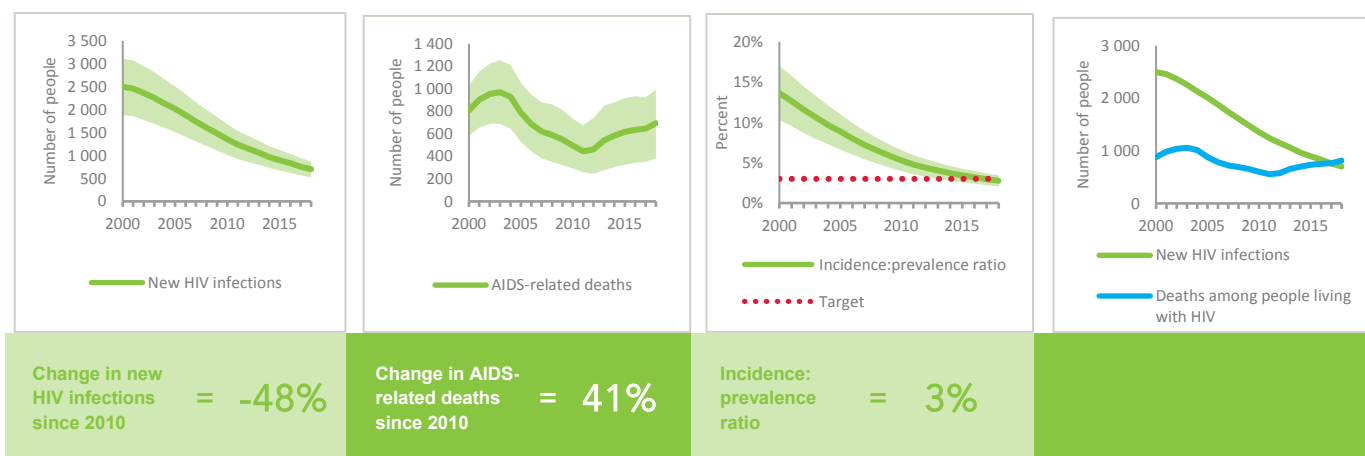
## VIOLENCE

Proportion of ever-married or partnered women aged 15–49 years who experienced physical or sexual violence from a male intimate partner in the past 12 months

## EXPENDITURES

	Financing sources					Total
	Domestic private	Domestic public	International: PEPFAR	International: Global Fund	International: all others	
Last available report: 2018	\$3 194 118	\$36 850 429	\$2 206 076	\$5 744 405	\$1 293 236	\$49 288 264

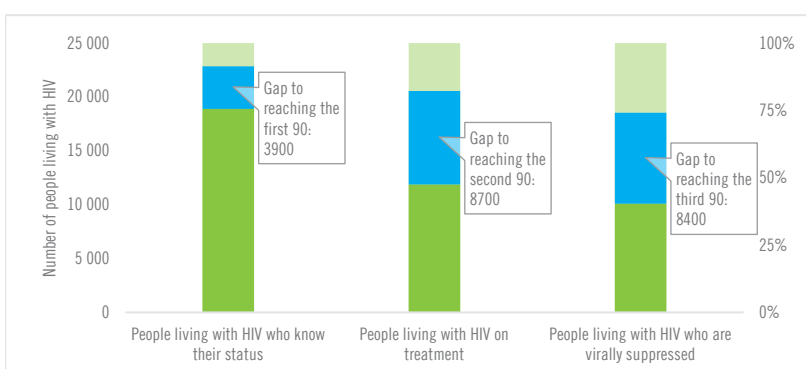
## EPIDEMIC TRANSITION METRICS



## KEY POPULATIONS

	Sex workers	Gay men and other men who have sex with men	People who inject drugs	Transgender people	Prisoners
Estimated size of population	...	...	...	...	...
HIV prevalence	2.2%	12.0%	...	15.3%	0.1%
Know their HIV status	89.5%	77.3%	...	74.4%	...
Antiretroviral therapy coverage	...	...	...	...	...
Condom use	91.4%	52.6%	...	75.7%	...
Coverage of HIV prevention programmes	...	...	...	...	...
Avoidance of health care because of stigma and discrimination	...	...	...	...	...
Expenditures (2017)	\$877 771	\$1 390 322	\$0	...	...

## HIV TESTING AND TREATMENT CASCADE



	74% [61–87%]	47% [39–55%] 11 900	40% [33–46%]
All ages			
Children (0–14)	36% [28–44%]	24% [19–30%] 150	21% [17–26%]
Women (15+)	78% [64–92%]	52% [43–62%] 4800	45% [37–53%]
Men (15+)	74% [60–86%]	44% [36–52%] 6900	37% [31–43%]

## ELIMINATION OF MOTHER-TO-CHILD TRANSMISSION

	2010	2018
Percentage of pregnant women living with HIV accessing antiretroviral medicines	24% [19–29%]	40% [33–46%]
Early infant diagnosis	26.7% [22.1–33.5%]	37.1% [32.3–44.3%]

## HIV COMORBIDITIES

Estimated number of incident tuberculosis cases among people living with HIV (2017)	220 [140–310]
People living with HIV who started TB preventive therapy (2017)	95.4%
Cervical cancer screening of women living with HIV	...
People coinfecting with HIV and hepatitis B virus receiving combined treatment	...
People coinfecting with HIV and hepatitis C virus starting hepatitis C treatment	...

## HIV PREVENTION

Adults aged 15+ years with unsuppressed viral load	0.3%
Knowledge of HIV prevention among young people aged 15–24 years (2014)	
— Women	31.1%
— Men	33.9%
Condom use at last sex with a non-marital, non-cohabiting partner	
— Women	...
— Men	...
Women aged 15–49 years who have their demand for family planning satisfied by modern methods	...
Men aged 15–49 years who are circumcised	Not applicable
Voluntary medical male circumcisions performed according to national standards	Not applicable
People who received PrEP at least once during the reporting period	...
Harm reduction	
— Use of sterile injecting equipment at last injection	...
— Needles and syringes distributed per person who injects	...
— Coverage of opioid substitution therapy	...
— Naloxone available (2019)	No
— Safe injection rooms available (2019)	No

EPIDEMIC ESTIMATES

	2010	2015	2018
<b>New HIV infections</b>			
New HIV infections (all ages)	2200 [2100–2300]	2100 [2000–2200]	2300 [2200–2400]
New HIV infections (0–14)	<500 [<500– <500]	<500 [<500– <500]	<500 [<200– <500]
New HIV infections (women, 15+)	860 [830–910]	790 [760–830]	870 [830–920]
New HIV infections (men, 15+)	990 [890–1100]	1100 [960–1100]	1200 [1100–1300]
HIV incidence per 1000 population	0.15 [0.15–0.16]	0.13 [0.12–0.14]	0.14 [0.13–0.14]
<b>AIDS-related deaths</b>			
AIDS-related deaths (all ages)	1700 [1500–1900]	2200 [2000–2400]	2200 [2000–2400]
AIDS-related deaths (0–14)	<500 [<500– <500]	<200 [<200– <200]	<200 [<200– <200]
AIDS-related deaths (women, 15+)	680 [610–780]	740 [650–850]	940 [860–1000]
AIDS-related deaths (men, 15+)	750 [610–890]	1300 [1100–1400]	1100 [960–1200]
<b>People living with HIV</b>			
People living with HIV (all ages)	49 000 [44 000–53 000]	48 000 [44 000–52 000]	47 000 [43 000–51 000]
People living with HIV (0–14)	3200 [3000–3400]	2400 [2200–2600]	2000 [1800–2200]
People living with HIV (women, 15+)	19 000 [17 000–20 000]	19 000 [18 000–21 000]	19 000 [18 000–21 000]
People living with HIV (men, 15+)	27 000 [24 000–30 000]	26 000 [24 000–29 000]	26 000 [24 000–28 000]
HIV prevalence (15–49)	0.6 [0.5–0.6]	0.4 [0.4–0.5]	0.4 [0.3–0.4]

LAWS AND POLICIES

Laws criminalizing the transmission of, non-disclosure of or exposure to HIV transmission	Yes
Criminalization of sex work among consenting adults	Any criminalization or punitive regulation of sex work
Criminalization of same-sex sexual acts	Laws penalizing same-sex sexual acts have been decriminalized or never existed
Drug use or possession for personal use is an offence	Possession of drugs for personal use or drug use and/or consumption are specified as criminal offences
Criminalization of transgender people	Neither criminalized nor prosecuted
Laws or policies restricting the entry, stay and residence of people living with HIV	No
Parental consent for adolescents to access HIV testing	Yes, for adolescents younger than 18 years
Spousal consent for married women to access sexual and reproductive health services	No
Mandatory HIV testing for marriage, work or residence permits or for certain groups	Yes

STIGMA AND DISCRIMINATION

Percentage of women and men aged 15–49 years who report discriminatory attitudes towards people living with HIV	<b>2015</b> 57.3
Percentage of people living with HIV denied health services because of their HIV status in the last 12 months	
Percentage of people living with HIV who reported a health-care professional told others about their HIV status without their consent	

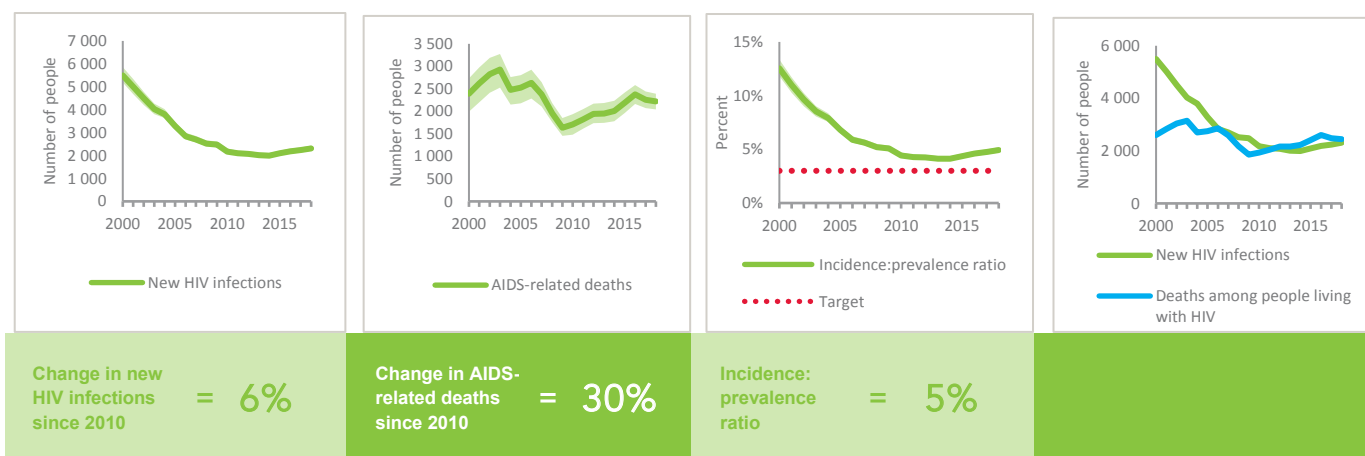
VIOLENCE

Proportion of ever-married or partnered women aged 15–49 years who experienced physical or sexual violence from a male intimate partner in the past 12 months	<b>2015</b> 8.5
---	--------------------

EXPENDITURES

	Financing sources					Total
	Domestic private	Domestic public	International: PEPFAR	International: Global Fund	International: all others	
Last available report: 2018	\$9413	\$18 101 609	\$3 727 389	\$1 960 361	\$637 253	\$24 436 024

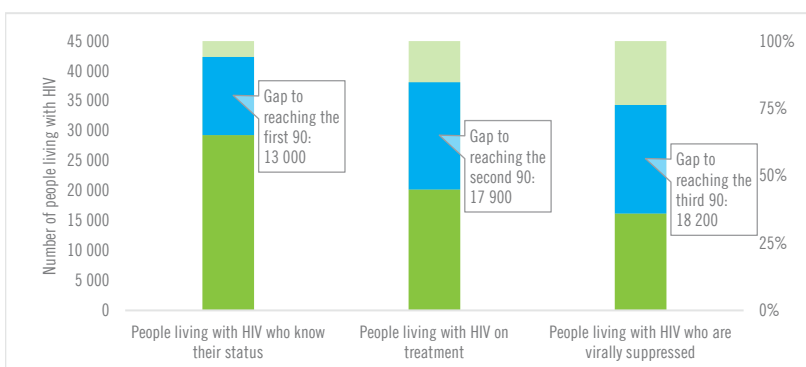
## EPIDEMIC TRANSITION METRICS



## KEY POPULATIONS

	Sex workers	Gay men and other men who have sex with men	People who inject drugs	Transgender people	Prisoners
Estimated size of population	...	...	...	...	...
HIV prevalence	1.0%	9.0%	...	22.2%	0.7%
Know their HIV status	85.9%	77.9%	...	92.2%	...
Antiretroviral therapy coverage	3.9%	28.6%	...	9.2%	30.6%
Condom use	97.4%	69.3%	...	66.2%	...
Coverage of HIV prevention programmes	29.0%	26.0%	...	16.0%	...
Avoidance of health care because of stigma and discrimination	...	...	...	...	...
Expenditures (2016)	\$401 175	\$2 697 379	\$0	...	...

## HIV TESTING AND TREATMENT CASCADE



	62% [57–68%]	43% [40–47%] 20 200	34% [32–37%]
All ages			
Children (0–14)	88% [80–95%]	36% [33–39%] 730	25% [23–27%]
Women (15+)	56% [52–61%]	38% [35–42%] 7300	30% [28–33%]
Men (15+)	65% [59–71%]	47% [43–52%] 12 200	38% [35–42%]

## ELIMINATION OF MOTHER-TO-CHILD TRANSMISSION

	2010	2018
Percentage of pregnant women living with HIV accessing antiretroviral medicines	26% [23–29%]	34% [31–38%]
Early infant diagnosis	...% [...–...%]	23.5% [21.5–25.9%]

## HIV COMORBIDITIES

Estimated number of incident tuberculosis cases among people living with HIV (2017)	330 [250–410]
People living with HIV who started TB preventive therapy (2017)	27.8%
Women who tested positive for HIV among those screened for cervical cancer (programme data) (2018)	11.1%
People coinfectd with HIV and hepatitis B virus receiving combined treatment (2018)	48.2%
People coinfectd with HIV and hepatitis C virus starting hepatitis C treatment (2018)	28.6%

## HIV PREVENTION

Adults aged 15+ years with unsuppressed viral load	0.3%
Knowledge of HIV prevention among young people aged 15–24 years (2015)	
— Women	22.2%
— Men	21.9%
Condom use at last sex with a non-marital, non-cohabiting partner (2015)	
— Women	19.9%
— Men	45.3%
Women aged 15–49 years who have their demand for family planning satisfied by modern methods (2015)	66.2%
Men aged 15–49 years who are circumcised (2015)	Not applicable
Voluntary medical male circumcisions performed according to national standards	Not applicable
People who received PrEP at least once during the reporting period (2018)	45
Harm reduction	
— Use of sterile injecting equipment at last injection	...
— Needles and syringes distributed per person who injects	...
— Coverage of opioid substitution therapy	...
— Naloxone available (2019)	No
— Safe injection rooms available (2019)	No

### EPIDEMIC ESTIMATES

	2010	2015	2018
<b>New HIV infections</b>			
New HIV infections (all ages)	740 [500–1000]	770 [<500–1100]	800 [<500–1100]
New HIV infections (0–14)	<200 [<100– <200]	<100 [<100– <200]	<100 [<100– <100]
New HIV infections (women, 15+)	<200 [<200– <500]	<500 [<200– <500]	<500 [<200– <500]
New HIV infections (men, 15+)	<500 [<500–620]	<500 [<500–690]	510 [<500–740]
HIV incidence per 1000 population	0.09 [0.06–0.13]	0.09 [0.05–0.13]	0.09 [0.05–0.12]
<b>AIDS-related deaths</b>			
AIDS-related deaths (all ages)	1400 [990–1800]	1000 [730–1400]	780 [540–1100]
AIDS-related deaths (0–14)	<100 [<100– <200]	<100 [<100– <100]	<100 [<100– <100]
AIDS-related deaths (women, 15+)	<500 [<200– <500]	<500 [<200– <500]	<500 [<200– <500]
AIDS-related deaths (men, 15+)	1000 [740–1300]	720 [510–970]	510 [<500–720]
<b>People living with HIV</b>			
People living with HIV (all ages)	26 000 [21 000–32 000]	24 000 [19 000–29 000]	23 000 [18 000–28 000]
People living with HIV (0–14)	1600 [1300–1900]	1100 [930–1300]	890 [710–1100]
People living with HIV (women, 15+)	8900 [7300–11 000]	8800 [7300–11 000]	8900 [7200–11 000]
People living with HIV (men, 15+)	16 000 [12 000–19 000]	14 000 [11 000–17 000]	13 000 [10 000–17 000]
HIV prevalence (15–49)	0.5 [0.4–0.6]	0.4 [0.3–0.5]	0.3 [0.3–0.4]

### LAWS AND POLICIES

Laws criminalizing the transmission of, non-disclosure of or exposure to HIV transmission	Yes
Criminalization of sex work among consenting adults	Sex work is not subject to punitive regulations or is not criminalized
Criminalization of same-sex sexual acts	Laws penalizing same-sex sexual acts have been decriminalized or never existed
Drug use or possession for personal use is an offence	Possession of drugs for personal use or drug use and/or consumption are specified as criminal offences
Criminalization of transgender people	Neither criminalized nor prosecuted
Laws or policies restricting the entry, stay and residence of people living with HIV	No
Parental consent for adolescents to access HIV testing	Yes, for adolescents younger than 18 years
Spousal consent for married women to access sexual and reproductive health services	No
Mandatory HIV testing for marriage, work or residence permits or for certain groups	Yes

### STIGMA AND DISCRIMINATION

Percentage of women and men aged 15–49 years who report discriminatory attitudes towards people living with HIV

Percentage of people living with HIV denied health services because of their HIV status in the last 12 months **2013**  
4.1

Percentage of people living with HIV who reported a health-care professional told others about their HIV status without their consent **2013**  
9.9

### VIOLENCE

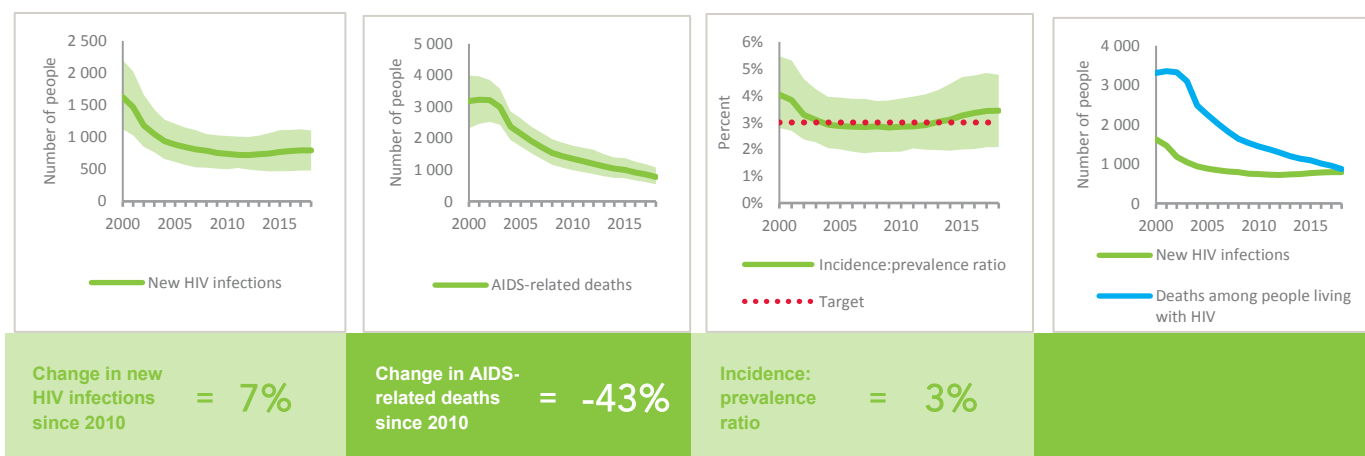
Proportion of ever-married or partnered women aged 15–49 years who experienced physical or sexual violence from a male intimate partner in the past 12 months

### EXPENDITURES

	Financing sources					Total
	Domestic private	Domestic public	International: PEPFAR	International: Global Fund	International: all others	
Last available report: 2013	\$3 692 374	\$15 784 431	\$4 855 998	\$8 468 368	\$3 177 785	\$36 713 777



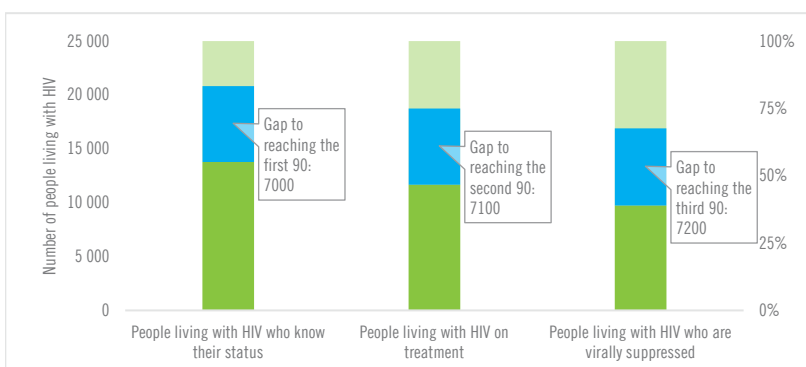
## EPIDEMIC TRANSITION METRICS



## KEY POPULATIONS

	Sex workers	Gay men and other men who have sex with men	People who inject drugs	Transgender people	Prisoners
Estimated size of population	...	...	...	...	...
HIV prevalence	2.0%	8.4%	...	8.2%	1.7%
Know their HIV status	...	...	...	...	...
Antiretroviral therapy coverage	...	...	...	...	...
Condom use	72.9%	24.7%	...	41.2%	...
Coverage of HIV prevention programmes	...	70.6%	...	83.0%	...
Avoidance of health care because of stigma and discrimination	...	...	...	...	...
Expenditures (0)	...	...	...	...	...

## HIV TESTING AND TREATMENT CASCADE



	60% [47–72%]	50% [40–61%] 11 700	42% [33–51%]
All ages			
Children (0–14)	52% [42–63%]	41% [33–49%] 360	37% [30–44%]
Women (15+)	71% [57–84%]	61% [49–72%] 5400	49% [40–58%]
Men (15+)	53% [40–65%]	44% [34–55%] 5900	38% [29–47%]

## ELIMINATION OF MOTHER-TO-CHILD TRANSMISSION

	2010	2018
Percentage of pregnant women living with HIV accessing antiretroviral medicines	49% [40–59%]	59% [48–72%]
Early infant diagnosis	65.1% [54.6–79.4%]	44.5% [36.4–53.9%]

## HIV COMORBIDITIES

Estimated number of incident tuberculosis cases among people living with HIV (2017)	240 [160–350]
People living with HIV who started TB preventive therapy (2017)	45.3%
Women who tested positive for HIV among those screened for cervical cancer (programme data) (2018)	13.5%
People coinfecting with HIV and hepatitis B virus receiving combined treatment (2018)	100%
People coinfecting with HIV and hepatitis C virus starting hepatitis C treatment (2018)	33.3%

## HIV PREVENTION

Adults aged 15+ years with unsuppressed viral load	0.2%
Knowledge of HIV prevention among young people aged 15–24 years	
— Women	...
— Men	...
Condom use at last sex with a non-marital, non-cohabiting partner	
— Women	...
— Men	...
Women aged 15–49 years who have their demand for family planning satisfied by modern methods	...
Men aged 15–49 years who are circumcised	Not applicable
Voluntary medical male circumcisions performed according to national standards	Not applicable
People who received PrEP at least once during the reporting period	...
Harm reduction	
— Use of sterile injecting equipment at last injection	...
— Needles and syringes distributed per person who injects	...
— Coverage of opioid substitution therapy	...
— Naloxone available (2019)	No
— Safe injection rooms available (2019)	No

## EPIDEMIC ESTIMATES

	2010	2015	2018
<b>New HIV infections</b>			
New HIV infections (all ages)	11 000 [8800–13 000]	11 000 [8400–14 000]	11 000 [7600–14 000]
New HIV infections (0–14)	<500 [<500– <500]	<200 [<200– <500]	<200 [<200– <500]
New HIV infections (women, 15+)	1500 [1100–1800]	1400 [1100–1800]	1400 [970–1900]
New HIV infections (men, 15+)	9200 [7300–11 000]	9600 [7200–12 000]	9300 [6500–12 000]
HIV incidence per 1000 population	0.09 [0.08–0.11]	0.09 [0.07–0.11]	0.08 [0.06–0.11]
<b>AIDS-related deaths</b>			
AIDS-related deaths (all ages)	... [...-...]	... [...-...]	... [...-...]
AIDS-related deaths (0–14)	... [...-...]	... [...-...]	... [...-...]
AIDS-related deaths (women, 15+)	... [...-...]	... [...-...]	... [...-...]
AIDS-related deaths (men, 15+)	... [...-...]	... [...-...]	... [...-...]
<b>People living with HIV</b>			
People living with HIV (all ages)	180 000 [150 000–210 000]	210 000 [180 000–240 000]	230 000 [200 000–270 000]
People living with HIV (0–14)	2600 [2200–3100]	2500 [2100–3000]	2300 [1900–2600]
People living with HIV (women, 15+)	28 000 [24 000–33 000]	33 000 [29 000–38 000]	37 000 [32 000–42 000]
People living with HIV (men, 15+)	150 000 [130 000–170 000]	180 000 [150 000–200 000]	190 000 [170 000–220 000]
HIV prevalence (15–49)	0.2 [0.2–0.3]	0.2 [0.2–0.3]	0.2 [0.2–0.3]

## LAWS AND POLICIES

Laws criminalizing the transmission of, non-disclosure of or exposure to HIV transmission	No, but prosecutions exist based on general criminal laws
Criminalization of sex work among consenting adults	Issue is determined/differs at subnational level
Criminalization of same-sex sexual acts	No specific legislation
Drug use or possession for personal use is an offence	The law allows possession of a certain amount of drugs
Criminalization of transgender people	Neither criminalized nor prosecuted
Laws or policies restricting the entry, stay and residence of people living with HIV	No
Parental consent for adolescents to access HIV testing	Yes, for adolescents younger than 18 years
Spousal consent for married women to access sexual and reproductive health services	No
Mandatory HIV testing for marriage, work or residence permits or for certain groups	No

## STIGMA AND DISCRIMINATION

Percentage of women aged 15–49 years who report discriminatory attitudes towards people living with HIV **2015**

15.4

Percentage of people living with HIV denied health services because of their HIV status in the last 12 months

Percentage of people living with HIV who reported a health-care professional told others about their HIV status without their consent

## VIOLENCE

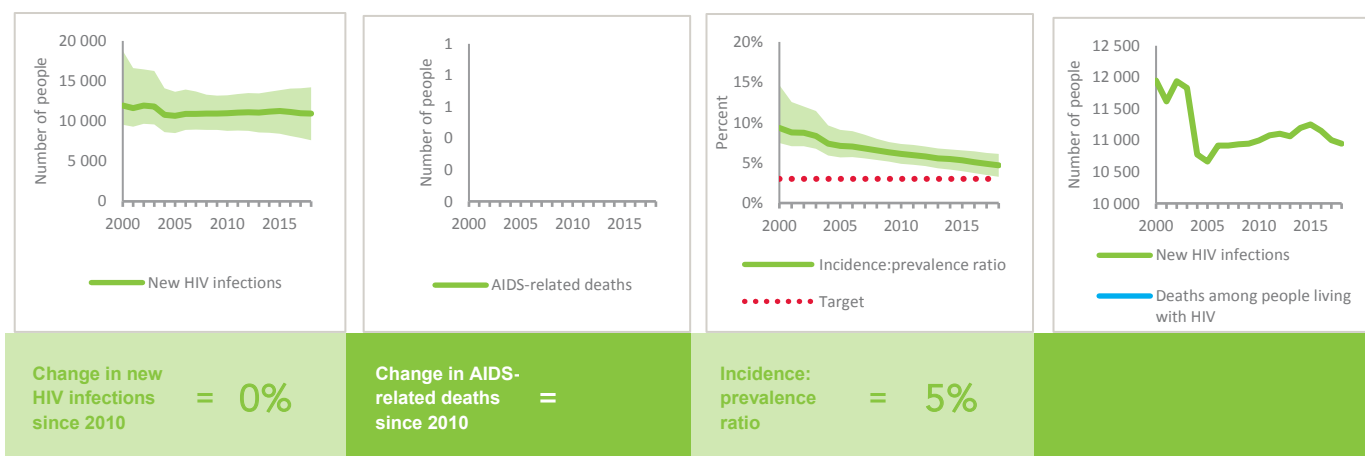
Proportion of ever-married or partnered women aged 15–49 years who experienced physical or sexual violence from a male intimate partner in the past 12 months **2011** **2016**

6.5 8.1

## EXPENDITURES

	Financing sources					Total
	Domestic private	Domestic public	International: PEPFAR	International: Global Fund	International: all others	
Last available report: 2015	\$67 939 646	\$867 060 986	...	...	\$1 190 948	\$936 191 579

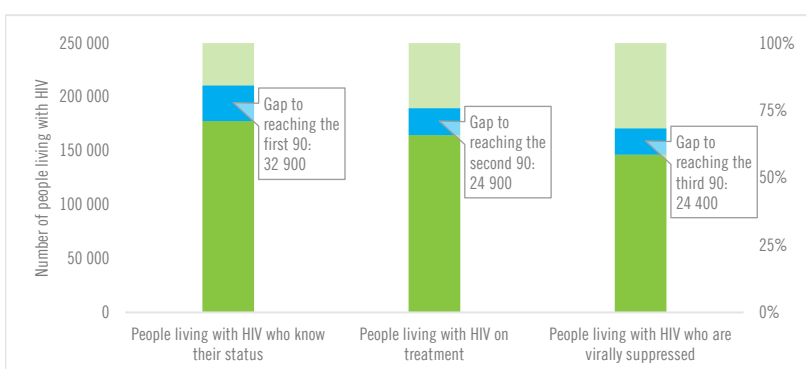
## EPIDEMIC TRANSITION METRICS



## KEY POPULATIONS

	Sex workers	Gay men and other men who have sex with men	People who inject drugs	Transgender people	Prisoners
Estimated size of population	240 000	1 200 000	...	120 000	200 000
HIV prevalence	1.0%	12.6%	4.3%	8.7%	0.7%
Know their HIV status	65.8%	39.8%	...	62.3%	...
Antiretroviral therapy coverage	...	...	...	...	...
Condom use	84.4%	65.3%	...	74.9%	...
Coverage of HIV prevention programmes	...	...	...	...	...
Avoidance of health care because of stigma and discrimination	...	...	...	...	...
Expenditures (2015)	\$2 896 831	\$12 296 685	\$1 744 656		

## HIV TESTING AND TREATMENT CASCADE



	76% [65–86%]	70% [60–80%] 165 000	63% [53–71%]
All ages			
Children (0–14)	...% [...–...%]	...% [...–...%]	...% [...–...%]
Women (15+)	...% [...–...%]	...% [...–...%]	...% [...–...%]
Men (15+)	...% [...–...%]	...% [...–...%]	...% [...–...%]

## ELIMINATION OF MOTHER-TO-CHILD TRANSMISSION

	2010	2018
Percentage of pregnant women living with HIV accessing antiretroviral medicines	...% [...–...%]	...% [...–...%]
Early infant diagnosis	...% [...–...%]	...% [...–...%]

## HIV COMORBIDITIES

Estimated number of incident tuberculosis cases among people living with HIV (2017)	3500 [2700–4500]
People living with HIV who started TB preventive therapy (2017)	2.3%
Cervical cancer screening of women living with HIV	...
People coinfectd with HIV and hepatitis B virus receiving combined treatment	...
People coinfectd with HIV and hepatitis C virus starting hepatitis C treatment	...

## HIV PREVENTION

Adults aged 15+ years with unsuppressed viral load	...
Knowledge of HIV prevention among young people aged 15–24 years (2015)	
— Women	31.3%
— Men	...
Condom use at last sex with a non-marital, non-cohabiting partner	
— Women	...
— Men	...
Women aged 15–49 years who have their demand for family planning satisfied by modern methods	...
Men aged 15–49 years who are circumcised	Not applicable
Voluntary medical male circumcisions performed according to national standards	Not applicable
People who received PrEP at least once during the reporting period	...
Harm reduction	
— Use of sterile injecting equipment at last injection	...
— Needles and syringes distributed per person who injects (2018)	6
— Coverage of opioid substitution therapy (2018)	9.3%
— Naloxone available (2019)	No
— Safe injection rooms available (2019)	No

## EPIDEMIC ESTIMATES

	2010	2015	2018
<b>New HIV infections</b>			
New HIV infections (all ages)	580 [<500–800]	<500 [<500–680]	<500 [<500–620]
New HIV infections (0–14)	<100 [<100– <100]	<100 [<100– <100]	<100 [<100– <100]
New HIV infections (women, 15+)	<200 [<200– <500]	<200 [<100– <200]	<200 [<100– <200]
New HIV infections (men, 15+)	<500 [<500– <500]	<500 [<500– <500]	<500 [<200– <500]
HIV incidence per 1000 population	0.1 [0.08–0.14]	0.08 [0.05–0.11]	0.07 [0.04–0.1]
<b>AIDS-related deaths</b>			
AIDS-related deaths (all ages)	<500 [<200– <500]	<500 [<200– <500]	<200 [<200– <500]
AIDS-related deaths (0–14)	<100 [<100– <100]	<100 [<100– <100]	<100 [<100– <100]
AIDS-related deaths (women, 15+)	<100 [<100– <200]	<100 [<100– <100]	<100 [<100– <100]
AIDS-related deaths (men, 15+)	<200 [<100– <500]	<200 [<100– <500]	<200 [<100– <200]
<b>People living with HIV</b>			
People living with HIV (all ages)	7900 [6500–10 000]	8900 [7200–12 000]	9400 [7600–12 000]
People living with HIV (0–14)	<500 [<200– <500]	<500 [<200– <500]	<500 [<200– <500]
People living with HIV (women, 15+)	2500 [2000–3200]	2900 [2300–3800]	3000 [2500–3900]
People living with HIV (men, 15+)	5200 [4100–6600]	5800 [4600–7400]	6100 [5000–7900]
HIV prevalence (15–49)	0.2 [0.2–0.3]	0.2 [0.2–0.3]	0.2 [0.2–0.3]

## LAWS AND POLICIES

Laws criminalizing the transmission of, non-disclosure of or exposure to HIV transmission	Yes
Criminalization of sex work among consenting adults	Sex work is not subject to punitive regulations or is not criminalized
Criminalization of same-sex sexual acts	No specific legislation
Drug use or possession for personal use is an offence	Possession of drugs for personal use or drug use and/or consumption are specified as non-criminal offences
Criminalization of transgender people	Neither criminalized nor prosecuted
Laws or policies restricting the entry, stay and residence of people living with HIV	No
Parental consent for adolescents to access HIV testing	No
Spousal consent for married women to access sexual and reproductive health services	No
Mandatory HIV testing for marriage, work or residence permits or for certain groups	No

## STIGMA AND DISCRIMINATION

Percentage of women and men aged 15–49 years who report discriminatory attitudes towards people living with HIV

Percentage of people living with HIV denied health services because of their HIV status in the last 12 months

**2013**  
4

Percentage of people living with HIV who reported a health-care professional told others about their HIV status without their consent

**2013**  
8.1

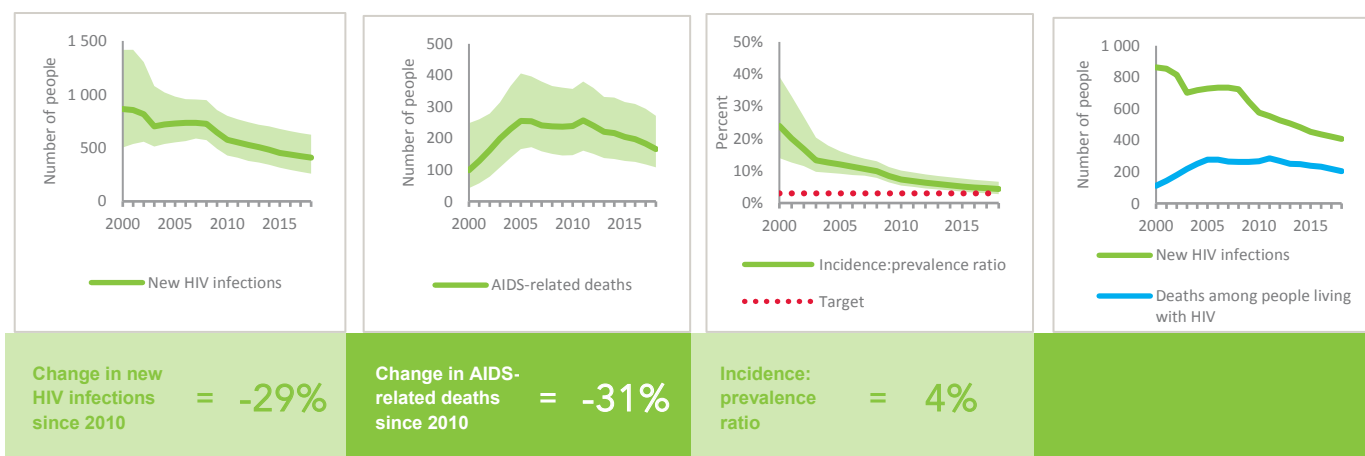
## VIOLENCE

Proportion of ever-married or partnered women aged 15–49 years who experienced physical or sexual violence from a male intimate partner in the past 12 months

## EXPENDITURES

	Financing sources					Total
	Domestic private	Domestic public	International: PEPFAR	International: Global Fund	International: all others	
Last available report: 2010	\$1 150 592	\$9 682 304	...	\$9 155 592	\$2 793 096	\$24 894 867

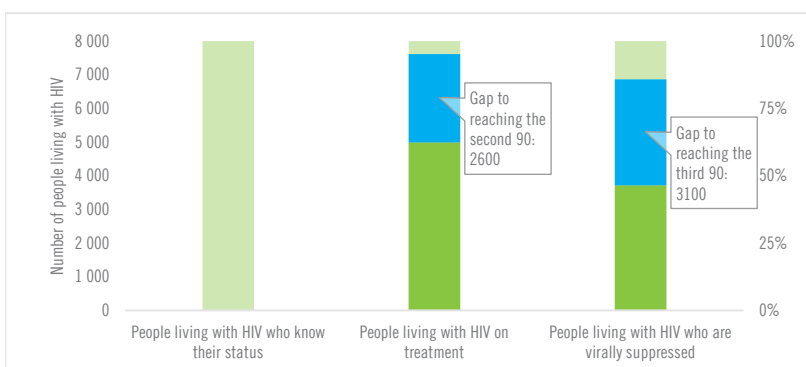
## EPIDEMIC TRANSITION METRICS



## KEY POPULATIONS

	Sex workers	Gay men and other men who have sex with men	People who inject drugs	Transgender people	Prisoners
Estimated size of population	...	...	...	...	...
HIV prevalence	2.6%	8.6%	...	8.1%	0.3%
Know their HIV status	83.0%	95.8%	...	93.5%	...
Antiretroviral therapy coverage	...	...	...	...	...
Condom use	92.1%	55.1%	...	60.4%	...
Coverage of HIV prevention programmes	88.4%	70.8%	...	87.4%	...
Avoidance of health care because of stigma and discrimination	...	...	...	...	...
Expenditures (0)	...	...	...	...	...

## HIV TESTING AND TREATMENT CASCADE



	...	53% [43–68%] 5000	40% [32–51%]
All ages	...% [...–...%]		
Children (0–14)	...% [...–...%]	55% [41–76%] 120	31% [24–43%]
Women (15+)	...% [...–...%]	54% [44–68%] 1600	39% [32–50%]
Men (15+)	...% [...–...%]	53% [43–68%] 3200	40% [32–51%]

## ELIMINATION OF MOTHER-TO-CHILD TRANSMISSION

	2010	2018
Percentage of pregnant women living with HIV accessing antiretroviral medicines	60% [48–80%]	90% [73– >95%]
Early infant diagnosis	38.7% [29.1–48.7%]	77.2% [60.3– >95%]

## HIV COMORBIDITIES

Estimated number of incident tuberculosis cases among people living with HIV (2017)	140 [88–200]
People living with HIV who started TB preventive therapy (2017)	21.3%
Cervical cancer screening of women living with HIV	...
People coinfectd with HIV and hepatitis B virus receiving combined treatment (2018)	100%
People coinfectd with HIV and hepatitis C virus starting hepatitis C treatment (2018)	100%

## HIV PREVENTION

Adults aged 15+ years with unsuppressed viral load	0.1%
Knowledge of HIV prevention among young people aged 15–24 years	...
— Women	...
— Men	...
Condom use at last sex with a non-marital, non-cohabiting partner	...
— Women	...
— Men	...
Women aged 15–49 years who have their demand for family planning satisfied by modern methods	...
Men aged 15–49 years who are circumcised	Not applicable
Voluntary medical male circumcisions performed according to national standards	Not applicable
People who received PrEP at least once during the reporting period	...
Harm reduction	...
— Use of sterile injecting equipment at last injection	...
— Needles and syringes distributed per person who injects	...
— Coverage of opioid substitution therapy	...
— Naloxone available (2019)	No
— Safe injection rooms available (2019)	No

## EPIDEMIC ESTIMATES

	2010	2015	2018
<b>New HIV infections</b>			
New HIV infections (all ages)	1400 [1300–1500]	1400 [1300–1600]	1300 [1100–1400]
New HIV infections (0–14)	<100 [<100– <100]	<100 [<100– <100]	<100 [<100– <100]
New HIV infections (women, 15+)	<500 [<500– <500]	<500 [<500– <500]	<500 [<500– <500]
New HIV infections (men, 15+)	980 [840–1100]	980 [830–1100]	900 [750–1000]
HIV incidence per 1000 population	0.4 [0.36–0.44]	0.37 [0.32–0.4]	0.32 [0.28–0.36]
<b>AIDS-related deaths</b>			
AIDS-related deaths (all ages)	<500 [<500–570]	550 [<500–650]	<500 [<500–530]
AIDS-related deaths (0–14)	<100 [<100– <100]	<100 [<100– <100]	<100 [<100– <100]
AIDS-related deaths (women, 15+)	<200 [<200– <200]	<200 [<200– <500]	<200 [<200– <200]
AIDS-related deaths (men, 15+)	<500 [<500– <500]	<500 [<500– <500]	<500 [<500– <500]
<b>People living with HIV</b>			
People living with HIV (all ages)	20 000 [18 000–22 000]	24 000 [22 000–26 000]	26 000 [24 000–29 000]
People living with HIV (0–14)	<500 [<500– <500]	<500 [<500– <500]	<500 [<500– <500]
People living with HIV (women, 15+)	5900 [5300–6400]	7200 [6500–7900]	8000 [7200–8700]
People living with HIV (men, 15+)	14 000 [12 000–15 000]	17 000 [15 000–19 000]	18 000 [16 000–20 000]
HIV prevalence (15–49)	0.8 [0.8–0.9]	0.9 [0.8–1]	0.9 [0.8–1]

## LAWS AND POLICIES

Laws criminalizing the transmission of, non-disclosure of or exposure to HIV transmission	Yes
Criminalization of sex work among consenting adults	Sex work is not subject to punitive regulations or is not criminalized
Criminalization of same-sex sexual acts	No specific legislation
Drug use or possession for personal use is an offence	The law allows possession of a certain amount of drugs
Criminalization of transgender people	Neither criminalized nor prosecuted
Laws or policies restricting the entry, stay and residence of people living with HIV	No
Parental consent for adolescents to access HIV testing	Yes, for adolescents younger than 16 years
Spousal consent for married women to access sexual and reproductive health services	No
Mandatory HIV testing for marriage, work or residence permits or for certain groups	Yes

## STIGMA AND DISCRIMINATION

Percentage of women aged 15–49 years who report discriminatory attitudes towards people living with HIV **2013**  
36.5

Percentage of people living with HIV denied health services because of their HIV status in the last 12 months

Percentage of people living with HIV who reported a health-care professional told others about their HIV status without their consent

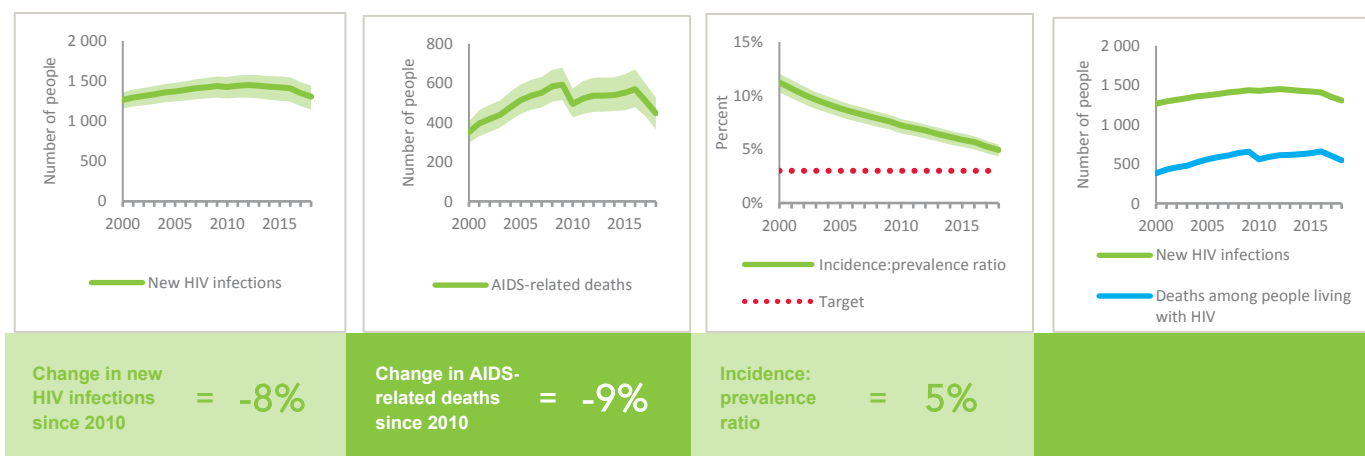
## VIOLENCE

Proportion of ever-married or partnered women aged 15–49 years who experienced physical or sexual violence from a male intimate partner in the past 12 months

## EXPENDITURES

	Financing sources					Total
	Domestic private	Domestic public	International: PEPFAR	International: Global Fund	International: all others	
Last available report: 2012	\$25 136 198	\$19 286 886	\$2 020 143	\$919 786	\$472 003	\$47 835 016

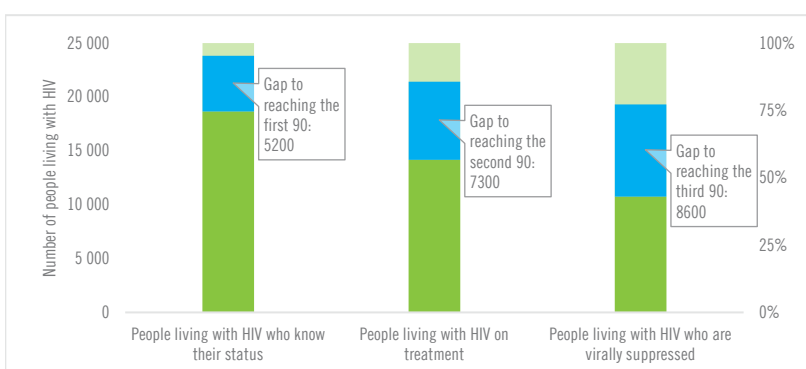
## EPIDEMIC TRANSITION METRICS



## KEY POPULATIONS

	Sex workers	Gay men and other men who have sex with men	People who inject drugs	Transgender people	Prisoners
Estimated size of population	...	...	...	...	...
HIV prevalence	0.6%	6.7%	...	29.6%	1.1%
Know their HIV status	96.9%	99.2%	...	95.9%	...
Antiretroviral therapy coverage	...	93.7%	...	...	92.4%
Condom use	97.0%	80.6%	...	80.0%	...
Coverage of HIV prevention programmes	99.0%	97.9%	...	97.0%	...
Avoidance of health care because of stigma and discrimination	...	...	...	...	...
Expenditures (0)	...	...	...	...	...

## HIV TESTING AND TREATMENT CASCADE



	70% [64–77%]	54% [48–59%] 14 200	41% [37–45%]
All ages			
Children (0–14)	81% [73–90%]	76% [69–84%] 200	58% [52–64%]
Women (15+)	56% [50–61%]	45% [41–49%] 3600	37% [34–41%]
Men (15+)	77% [68–86%]	57% [50–64%] 10 400	42% [37–47%]

## ELIMINATION OF MOTHER-TO-CHILD TRANSMISSION

	2010	2018
Percentage of pregnant women living with HIV accessing antiretroviral medicines	80% [71–91%]	92% [83– >95%]
Early infant diagnosis	48.4% [42.9–55.0%]	90.1% [82.4– >95%]

## HIV COMORBIDITIES

Estimated number of incident tuberculosis cases among people living with HIV (2017)	400 [310–510]
People living with HIV who started TB preventive therapy (2017)	11.2%
Cervical cancer screening of women living with HIV	...
People coinfecting with HIV and hepatitis B virus receiving combined treatment	...
People coinfecting with HIV and hepatitis C virus starting hepatitis C treatment	...

## HIV PREVENTION

Adults aged 15+ years with unsuppressed viral load	0.5%
Knowledge of HIV prevention among young people aged 15–24 years	...
— Women	...
— Men	...
Condom use at last sex with a non-marital, non-cohabiting partner	...
— Women	...
— Men	...
Women aged 15–49 years who have their demand for family planning satisfied by modern methods	...
Men aged 15–49 years who are circumcised	Not applicable
Voluntary medical male circumcisions performed according to national standards	Not applicable
People who received PrEP at least once during the reporting period	...
Harm reduction	...
— Use of sterile injecting equipment at last injection	...
— Needles and syringes distributed per person who injects	...
— Coverage of opioid substitution therapy	...
— Naloxone available (2019)	No
— Safe injection rooms available (2019)	No

## EPIDEMIC ESTIMATES

	2010	2015	2018
<b>New HIV infections</b>			
New HIV infections (all ages)	1200 [850–1900]	1200 [810–1900]	1100 [690–1700]
New HIV infections (0–14)	<100 [<100– <200]	<100 [<100– <200]	<100 [<100– <100]
New HIV infections (women, 15+)	<500 [<500–530]	<500 [<500–510]	<500 [<200– <500]
New HIV infections (men, 15+)	820 [580–1400]	830 [560–1300]	750 [<500–1200]
HIV incidence per 1000 population	0.2 [0.14–0.31]	0.18 [0.12–0.29]	0.16 [0.1–0.25]
<b>AIDS-related deaths</b>			
AIDS-related deaths (all ages)	790 [540–1200]	810 [530–1300]	720 [<500–1200]
AIDS-related deaths (0–14)	<100 [<100– <100]	<100 [<100– <100]	<100 [<100– <100]
AIDS-related deaths (women, 15+)	<200 [<200– <500]	<200 [<200– <500]	<200 [<200– <500]
AIDS-related deaths (men, 15+)	550 [<500–810]	590 [<500–980]	<500 [<500–850]
<b>People living with HIV</b>			
People living with HIV (all ages)	20 000 [14 000–27 000]	21 000 [16 000–30 000]	21 000 [16 000–31 000]
People living with HIV (0–14)	<500 [<500–660]	<500 [<500–680]	<500 [<500–640]
People living with HIV (women, 15+)	5700 [4300–8000]	6200 [4700–8800]	6400 [4900–9000]
People living with HIV (men, 15+)	14 000 [10 000–19 000]	14 000 [11 000–20 000]	14 000 [11 000–21 000]
HIV prevalence (15–49)	0.5 [0.4–0.8]	0.5 [0.4–0.7]	0.5 [0.3–0.7]

## LAWS AND POLICIES

Laws criminalizing the transmission of, non-disclosure of or exposure to HIV transmission	No, but prosecutions exist based on general criminal laws
Criminalization of sex work among consenting adults	Sex work is not subject to punitive regulations or is not criminalized
Criminalization of same-sex sexual acts	Laws penalizing same-sex sexual acts have been decriminalized or never existed
Drug use or possession for personal use is an offence	Possession of drugs for personal use or drug use and/or consumption are specified as criminal offences
Criminalization of transgender people	Neither criminalized nor prosecuted
Laws or policies restricting the entry, stay and residence of people living with HIV	Yes
Parental consent for adolescents to access HIV testing	No
Spousal consent for married women to access sexual and reproductive health services	No
Mandatory HIV testing for marriage, work or residence permits or for certain groups	Yes

## STIGMA AND DISCRIMINATION

Percentage of women aged 15–49 years who report discriminatory attitudes towards people living with HIV	<b>2016</b> 35
Percentage of people living with HIV denied health services because of their HIV status in the last 12 months	<b>2016</b> 16.5
Percentage of people living with HIV who reported a health-care professional told others about their HIV status without their consent	<b>2016</b> 19.8

## VIOLENCE

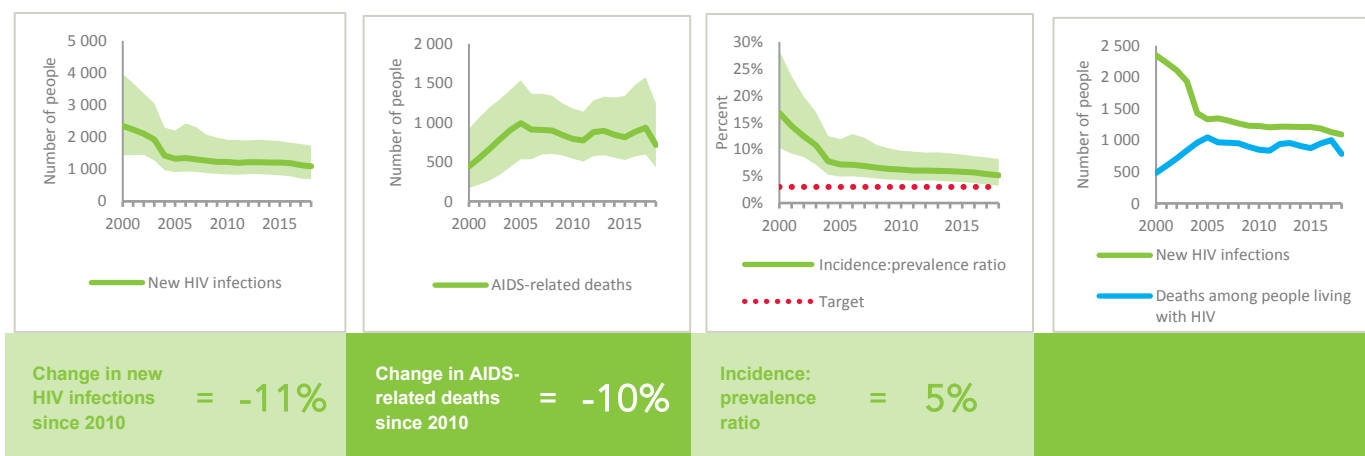
Proportion of ever-married or partnered women aged 15–49 years who experienced physical or sexual violence from a male intimate partner in the past 12 months

## EXPENDITURES

	Financing sources					Total
	Domestic private	Domestic public	International: PEPFAR	International: Global Fund	International: all others	
Last available report: 2013	\$1 133 010	\$10 841 743	...	\$2 932 872	\$22 020	\$14 941 352



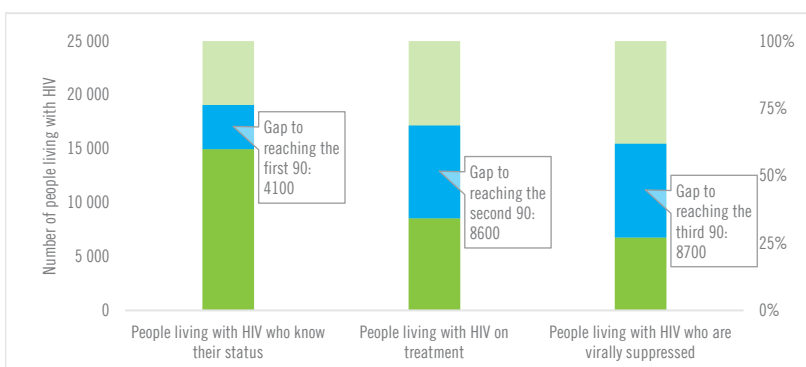
## EPIDEMIC TRANSITION METRICS



## KEY POPULATIONS

	Sex workers	Gay men and other men who have sex with men	People who inject drugs	Transgender people	Prisoners
Estimated size of population	...	...	...	...	...
HIV prevalence	1.3%	20.7%	...	23.0%	...
Know their HIV status	78.8%	80.3%	...	86.9%	...
Antiretroviral therapy coverage	...	26.1%	...	...	...
Condom use	96.0%	66.8%	...	54.3%	...
Coverage of HIV prevention programmes	...	...	...	...	...
Avoidance of health care because of stigma and discrimination	5.0%	16.6%	...	6.3%	...
Expenditures (0)	...	...	...	...	...

## HIV TESTING AND TREATMENT CASCADE



	71% [54– >95%]	40% [31–58%] 8500	32% [25–46%]
All ages			
Children (0–14)	75% [50– >95%]	43% [28–68%] 170	26% [17–41%]
Women (15+)	84% [64– >95%]	43% [33–61%] 2800	34% [26–48%]
Men (15+)	65% [49–94%]	39% [29–57%] 5600	31% [24–45%]

## ELIMINATION OF MOTHER-TO-CHILD TRANSMISSION

	2010	2018
Percentage of pregnant women living with HIV accessing antiretroviral medicines	43% [28–67%]	88% [60– >95%]
Early infant diagnosis	24.9% [15.8–38.5%]	59.8% [39.9–87.5%]

## HIV COMORBIDITIES

Estimated number of incident tuberculosis cases among people living with HIV (2017)	260 [220–300]
People living with HIV who started TB preventive therapy (2017)	9.8%
Cervical cancer screening of women living with HIV	...
People coinfectd with HIV and hepatitis B virus receiving combined treatment (2017)	96.5%
People coinfectd with HIV and hepatitis C virus starting hepatitis C treatment	...

## HIV PREVENTION

Adults aged 15+ years with unsuppressed viral load	0.3%
Knowledge of HIV prevention among young people aged 15–24 years (2016)	
— Women	27.5%
— Men	...
Condom use at last sex with a non-marital, non-cohabiting partner	
— Women	...
— Men	...
Women aged 15–49 years who have their demand for family planning satisfied by modern methods	...
Men aged 15–49 years who are circumcised	Not applicable
Voluntary medical male circumcisions performed according to national standards	Not applicable
People who received PrEP at least once during the reporting period	...
Harm reduction	
— Use of sterile injecting equipment at last injection	...
— Needles and syringes distributed per person who injects	...
— Coverage of opioid substitution therapy	...
— Naloxone available (2019)	No
— Safe injection rooms available (2019)	No

## EPIDEMIC ESTIMATES

	2010	2015	2018
<b>New HIV infections</b>			
New HIV infections (all ages)	3500 [2200–5900]	3500 [2100–5800]	3300 [1900–5800]
New HIV infections (0–14)	<200 [<200– <500]	<200 [<100– <500]	<200 [<100– <500]
New HIV infections (women, 15+)	690 [<500–1100]	710 [<500–1200]	700 [<500–1200]
New HIV infections (men, 15+)	2600 [1600–4400]	2600 [1600–4400]	2500 [1500–4400]
HIV incidence per 1000 population	0.12 [0.08–0.2]	0.11 [0.07–0.19]	0.1 [0.06–0.18]
<b>AIDS-related deaths</b>			
AIDS-related deaths (all ages)	2100 [1400–3300]	1300 [790–2400]	1000 [650–1900]
AIDS-related deaths (0–14)	<200 [<100– <500]	<100 [<100– <200]	<100 [<100– <200]
AIDS-related deaths (women, 15+)	<500 [<200– <500]	<200 [<100– <500]	<200 [<200– <500]
AIDS-related deaths (men, 15+)	1700 [1100–2600]	1100 [630–2100]	790 [<500–1500]
<b>People living with HIV</b>			
People living with HIV (all ages)	65 000 [49 000–91 000]	74 000 [56 000–100 000]	79 000 [58 000–110 000]
People living with HIV (0–14)	1900 [1500–2600]	1600 [1200–2300]	1600 [1100–2300]
People living with HIV (women, 15+)	14 000 [11 000–19 000]	17 000 [13 000–23 000]	18 000 [13 000–25 000]
People living with HIV (men, 15+)	49 000 [37 000–69 000]	56 000 [42 000–78 000]	59 000 [43 000–84 000]
HIV prevalence (15–49)	0.3 [0.3–0.5]	0.3 [0.2–0.4]	0.3 [0.2–0.4]

## LAWS AND POLICIES

Laws criminalizing the transmission of, non-disclosure of or exposure to HIV transmission	No, but prosecutions exist based on general criminal laws
Criminalization of sex work among consenting adults	...
Criminalization of same-sex sexual acts	Laws penalizing same-sex sexual acts have been decriminalized or never existed
Drug use or possession for personal use is an offence	...
Criminalization of transgender people	...
Laws or policies restricting the entry, stay and residence of people living with HIV	No
Parental consent for adolescents to access HIV testing	Yes, for adolescents younger than 18 years
Spousal consent for married women to access sexual and reproductive health services	No
Mandatory HIV testing for marriage, work or residence permits or for certain groups	Yes

## STIGMA AND DISCRIMINATION

Percentage of women and men aged 15–49 years who report discriminatory attitudes towards people living with HIV

Percentage of people living with HIV denied health services because of their HIV status in the last 12 months

Percentage of people living with HIV who reported a health-care professional told others about their HIV status without their consent

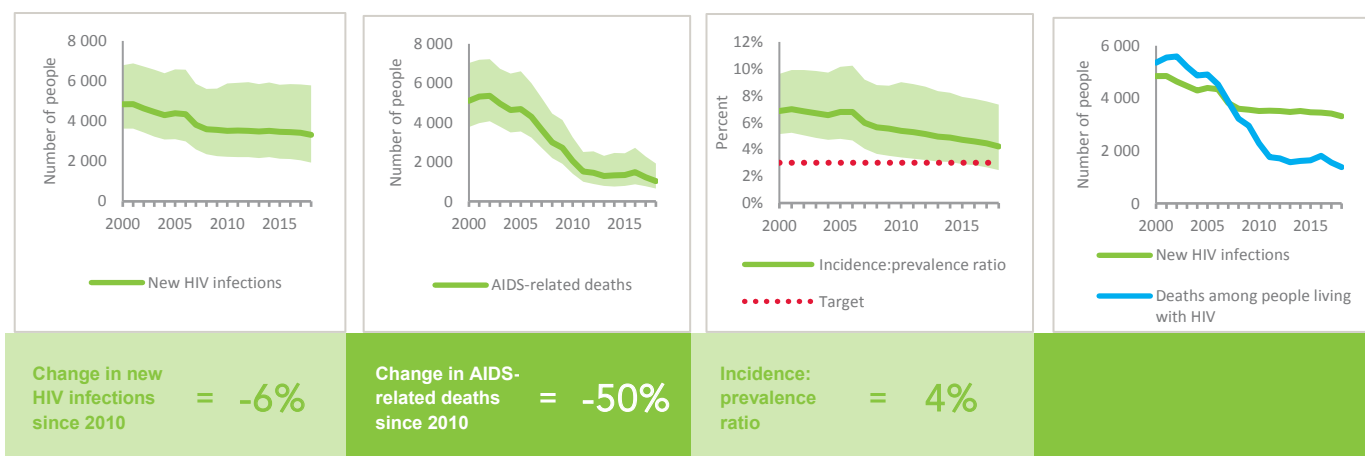
## VIOLENCE

Proportion of ever-married or partnered women aged 15–49 years who experienced physical or sexual violence from a male intimate partner in the past 12 months	2010	2016
	13.9	10.8

## EXPENDITURES

	Financing sources					Total
	Domestic private	Domestic public	International: PEPFAR	International: Global Fund	International: all others	
Last available report: 2014	...	\$78 148 248	...	...	...	\$78 148 248

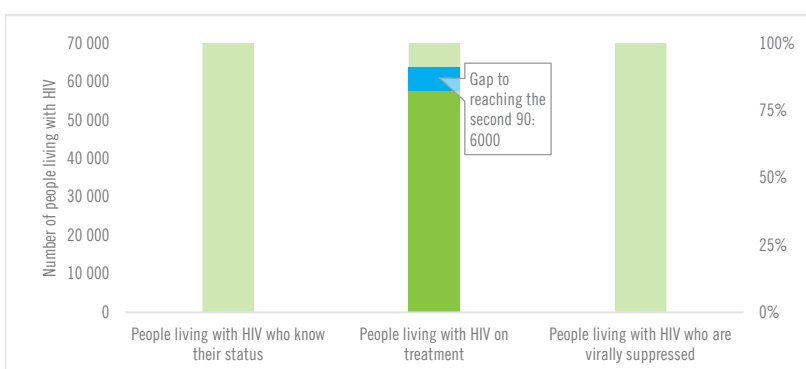
## EPIDEMIC TRANSITION METRICS



## KEY POPULATIONS

	Sex workers	Gay men and other men who have sex with men	People who inject drugs	Transgender people	Prisoners
Estimated size of population	...	...	...	...	...
HIV prevalence	0.7%	3.0%	...	2.3%	0.5%
Know their HIV status	29.4%	...	...	...	...
Antiretroviral therapy coverage	...	...	...	...	81.1%
Condom use	90.5%	...	...	...	...
Coverage of HIV prevention programmes	...	...	...	...	...
Avoidance of health care because of stigma and discrimination	...	...	...	...	...
Expenditures (0)	...	...	...	...	...

## HIV TESTING AND TREATMENT CASCADE



	...	73% [54– >95%] 57 800	...
All ages	...% [...–...%]		...% [...–...%]
Children (0–14)	...% [...–...%]	48% [34–70%] 740	...% [...–...%]
Women (15+)	...% [...–...%]	78% [58– >95%] 14 100	...% [...–...%]
Men (15+)	...% [...–...%]	73% [53– >95%] 43 000	...% [...–...%]

## ELIMINATION OF MOTHER-TO-CHILD TRANSMISSION

	2010	2018
Percentage of pregnant women living with HIV accessing antiretroviral medicines	41% [33–56%]	85% [67– >95%]
Early infant diagnosis	...% [...–...%]	82.2% [62.1– >95%]

## HIV COMORBIDITIES

Estimated number of incident tuberculosis cases among people living with HIV (2017)	1800 [1400–2300]
People living with HIV who started TB preventive therapy (2017)	16.1%
Cervical cancer screening of women living with HIV	...
People coinfectd with HIV and hepatitis B virus receiving combined treatment (2018)	100%
People coinfectd with HIV and hepatitis C virus starting hepatitis C treatment	...

## HIV PREVENTION

Adults aged 15+ years with unsuppressed viral load	...
Knowledge of HIV prevention among young people aged 15–24 years (2016)	
— Women	75.3%
— Men	0%
Condom use at last sex with a non-marital, non-cohabiting partner	
— Women	...
— Men	...
Women aged 15–49 years who have their demand for family planning satisfied by modern methods (2017)	39%
Men aged 15–49 years who are circumcised	Not applicable
Voluntary medical male circumcisions performed according to national standards	Not applicable
People who received PrEP at least once during the reporting period (2018)	544
Harm reduction	
— Use of sterile injecting equipment at last injection	...
— Needles and syringes distributed per person who injects	...
— Coverage of opioid substitution therapy	...
— Naloxone available (2019)	...
— Safe injection rooms available (2019)	...

## KEY POPULATIONS

	Sex workers	Gay men and other men who have sex with men	People who inject drugs	Transgender people	Prisoners
Estimated size of population	...	...	...	...	...
HIV prevalence	...	26.6%	...	...	...
Know their HIV status	...	...	...	...	...
Antiretroviral therapy coverage	...	...	...	...	...
Condom use	...	53.3%	...	...	...
Coverage of HIV prevention programmes	...	...	...	...	...
Avoidance of health care because of stigma and discrimination	...	...	...	...	...
Expenditures (0)	...	...	...	...	...

## HIV TESTING AND TREATMENT CASCADE



	People living with HIV who know their status	People living with HIV on treatment	People living with HIV who are virally suppressed
All ages	...% [...-...%]	...% [...-...%]	...% [...-...%]
Children (0-14)	...% [...-...%]	...% [...-...%]	...% [...-...%]
Women (15+)	...% [...-...%]	...% [...-...%]	...% [...-...%]
Men (15+)	...% [...-...%]	...% [...-...%]	...% [...-...%]

## EXPENDITURES

	Financing sources					Total
	Domestic private	Domestic public	International: PEPFAR	International: Global Fund	International: all others	
Last available report: 2009	\$277 991	\$11 415 268	...	...	\$1 408 776	\$13 810 965

## HIV COMORBIDITIES

Estimated number of incident tuberculosis cases among people living with HIV (2017)	31 [26-36]
People living with HIV who started TB preventive therapy (2017)	0.5%
Cervical cancer screening of women living with HIV	...
People coinfecting with HIV and hepatitis B virus receiving combined treatment	...
People coinfecting with HIV and hepatitis C virus starting hepatitis C treatment	...

## HIV PREVENTION

Adults aged 15+ years with unsuppressed viral load	...
Knowledge of HIV prevention among young people aged 15-24 years	...
— Women	...
— Men	...
Condom use at last sex with a non-marital, non-cohabiting partner	...
— Women	...
— Men	...
Women aged 15-49 years who have their demand for family planning satisfied by modern methods	...
Men aged 15-49 years who are circumcised	Not applicable
Voluntary medical male circumcisions performed according to national standards	Not applicable
People who received PrEP at least once during the reporting period	...
Harm reduction	...
— Use of sterile injecting equipment at last injection	...
— Needles and syringes distributed per person who injects	...
— Coverage of opioid substitution therapy	...
— Naloxone available (2019)	...
— Safe injection rooms available (2019)	...

**Note:** HIV epidemiological estimates were not available at the time of publication.

---

## LAWS AND POLICIES

Laws criminalizing the transmission of, non-disclosure of or exposure to HIV transmission ...

Criminalization of sex work among consenting adults ...

Criminalization of same-sex sexual acts ...  
Laws penalizing same-sex sexual acts have been decriminalized or never existed

Drug use or possession for personal use is an offence ...

Criminalization of transgender people ...

Laws or policies restricting the entry, stay and residence of people living with HIV No

Parental consent for adolescents to access HIV testing ...

Spousal consent for married women to access sexual and reproductive health services ...

Mandatory HIV testing for marriage, work or residence permits or for certain groups ...

---

## STIGMA AND DISCRIMINATION

Percentage of women and men aged 15–49 years who report discriminatory attitudes towards people living with HIV

Percentage of people living with HIV denied health services because of their HIV status in the last 12 months

Percentage of people living with HIV who reported a health-care professional told others about their HIV status without their consent

---

## VIOLENCE

Proportion of ever-married or partnered women aged 15–49 years who experienced physical or sexual violence from a male intimate partner in the past 12 months

## EPIDEMIC ESTIMATES

	2010	2015	2018
<b>New HIV infections</b>			
New HIV infections (all ages)	810 [510–1100]	810 [<500–1300]	890 [<500–1600]
New HIV infections (0–14)	<100 [<100– <100]	<100 [<100– <100]	<100 [<100– <100]
New HIV infections (women, 15+)	<500 [<200– <500]	<500 [<200– <500]	<500 [<100– <500]
New HIV infections (men, 15+)	570 [<500–810]	590 [<500–970]	670 [<500–1200]
HIV incidence per 1000 population	0.24 [0.15–0.34]	0.24 [0.12–0.39]	0.26 [0.11–0.47]
<b>AIDS-related deaths</b>			
AIDS-related deaths (all ages)	<500 [<200– <500]	<200 [<100– <500]	<200 [<100– <500]
AIDS-related deaths (0–14)	<100 [<100– <100]	<100 [<100– <100]	<100 [<100– <100]
AIDS-related deaths (women, 15+)	<100 [<100– <100]	<100 [<100– <100]	<100 [<100– <100]
AIDS-related deaths (men, 15+)	<500 [<200– <500]	<200 [<100– <200]	<200 [<100– <500]
<b>People living with HIV</b>			
People living with HIV (all ages)	9600 [8000–11 000]	12 000 [9300–15 000]	14 000 [9900–19 000]
People living with HIV (0–14)	<200 [<200– <200]	<200 [<200– <200]	<200 [<100– <200]
People living with HIV (women, 15+)	2800 [2400–3200]	3600 [2800–4500]	4000 [3000–5300]
People living with HIV (men, 15+)	6700 [5300–8000]	8600 [6300–11 000]	9900 [6700–13 000]
HIV prevalence (15–49)	0.5 [0.4–0.5]	0.5 [0.4–0.7]	0.6 [0.4–0.8]

## LAWS AND POLICIES

Laws criminalizing the transmission of, non-disclosure of or exposure to HIV transmission	No
Criminalization of sex work among consenting adults	Sex work is not subject to punitive regulations or is not criminalized
Criminalization of same-sex sexual acts	Laws penalizing same-sex sexual acts have been decriminalized or never existed
Drug use or possession for personal use is an offence	No
Criminalization of transgender people	Neither criminalized nor prosecuted
Laws or policies restricting the entry, stay and residence of people living with HIV	No
Parental consent for adolescents to access HIV testing	No
Spousal consent for married women to access sexual and reproductive health services	No
Mandatory HIV testing for marriage, work or residence permits or for certain groups	Yes

## STIGMA AND DISCRIMINATION

Percentage of women aged 15–49 years who report discriminatory attitudes towards people living with HIV **2013**

12.7

Percentage of people living with HIV denied health services because of their HIV status in the last 12 months

Percentage of people living with HIV who reported a health-care professional told others about their HIV status without their consent

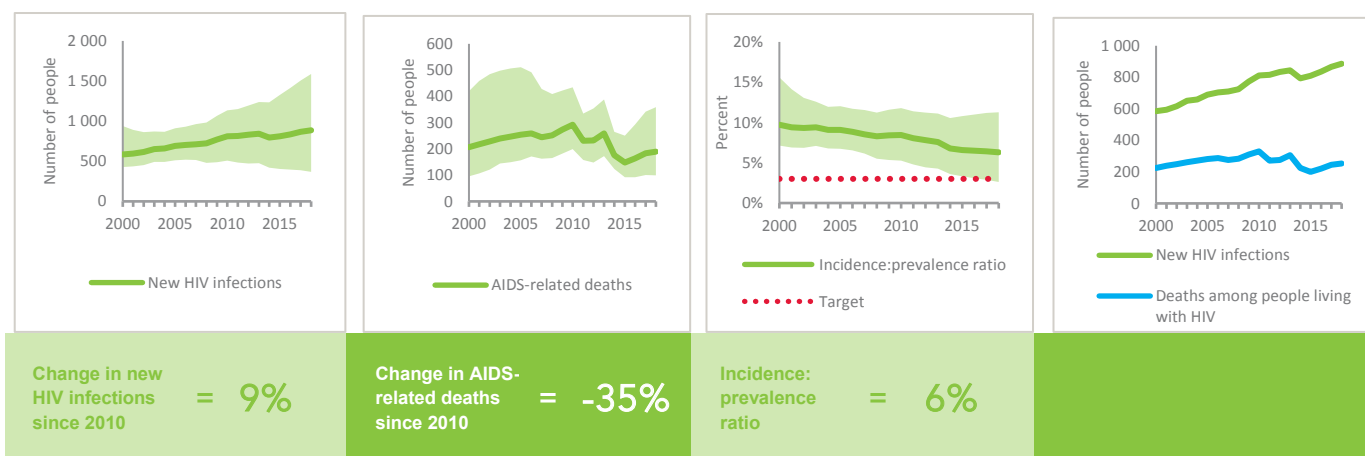
## VIOLENCE

Proportion of ever-married or partnered women aged 15–49 years who experienced physical or sexual violence from a male intimate partner in the past 12 months

## EXPENDITURES

	Financing sources					Total
	Domestic private	Domestic public	International: PEPFAR	International: Global Fund	International: all others	
Last available report: 2007	\$6 543 398	\$6 851 169	...	...	\$291 464	\$14 077 809

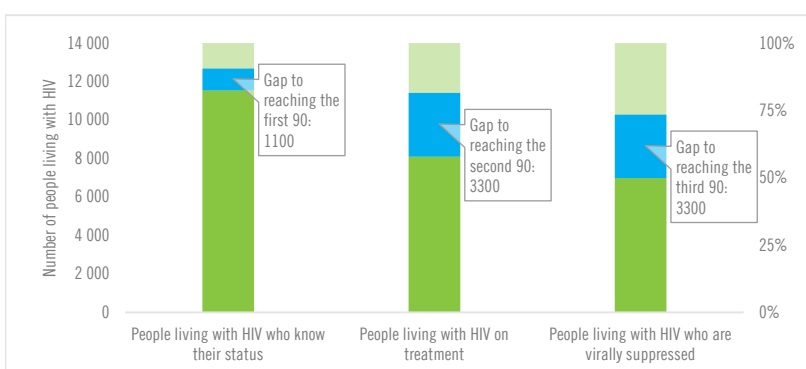
## EPIDEMIC TRANSITION METRICS



## KEY POPULATIONS

	Sex workers	Gay men and other men who have sex with men	People who inject drugs	Transgender people	Prisoners
Estimated size of population	6900	25 000	...	1600	...
HIV prevalence	1.0%	8.5%	...	...	1.3%
Know their HIV status	...	...	...	...	...
Antiretroviral therapy coverage	...	...	...	...	...
Condom use	...	...	...	...	...
Coverage of HIV prevention programmes	...	...	...	...	...
Avoidance of health care because of stigma and discrimination	...	...	...	...	...
Expenditures (0)	...	...	...	...	...

## HIV TESTING AND TREATMENT CASCADE



	82% [58– >95%]	58% [41–76%] 8100	50% [35–65%]
All ages			
Children (0–14)	64% [47–90%]	64% [47–90%] 80	64% [47–90%]
Women (15+)	>95% [73– >95%]	73% [54– >95%] 2900	72% [53– >95%]
Men (15+)	75% [51– >95%]	51% [35–69%] 5100	40% [27–55%]

## ELIMINATION OF MOTHER-TO-CHILD TRANSMISSION

	2010	2018
Percentage of pregnant women living with HIV accessing antiretroviral medicines	>95% [89– >95%]	>95% [71– >95%]
Early infant diagnosis	66.1% [55.0–80.0%]	75.0% [56.4– >95%]

## HIV COMORBIDITIES

Estimated number of incident tuberculosis cases among people living with HIV (2017)	170 [140–190]
People living with HIV who started TB preventive therapy (2017)	...
Cervical cancer screening of women living with HIV	...
People coinfectd with HIV and hepatitis B virus receiving combined treatment (2018)	100%
People coinfectd with HIV and hepatitis C virus starting hepatitis C treatment (2018)	9.6%

## HIV PREVENTION

Adults aged 15+ years with unsuppressed viral load	0.3%
Knowledge of HIV prevention among young people aged 15–24 years	
— Women	...
— Men	...
Condom use at last sex with a non-marital, non-cohabiting partner	
— Women	...
— Men	...
Women aged 15–49 years who have their demand for family planning satisfied by modern methods	...
Men aged 15–49 years who are circumcised	Not applicable
Voluntary medical male circumcisions performed according to national standards	Not applicable
People who received PrEP at least once during the reporting period (2018)	54
Harm reduction	
— Use of sterile injecting equipment at last injection	...
— Needles and syringes distributed per person who injects	...
— Coverage of opioid substitution therapy	...
— Naloxone available (2019)	No
— Safe injection rooms available (2019)	No





CARIBBEAN

## EPIDEMIC ESTIMATES

	2010	2015	2018
<b>New HIV infections</b>			
New HIV infections (all ages)	<500 [<500- <500]	<500 [<500- <500]	<500 [<200- <500]
New HIV infections (0–14)	<100 [<100- <100]	<100 [<100- <100]	<100 [<100- <100]
New HIV infections (women, 15+)	<100 [<100- <200]	<100 [<100- <100]	<100 [<100- <100]
New HIV infections (men, 15+)	<200 [<200- <200]	<200 [<200- <200]	<200 [<200- <200]
HIV incidence per 1000 population	0.82 [0.72–0.93]	0.66 [0.57–0.77]	0.55 [0.47–0.66]
<b>AIDS-related deaths</b>			
AIDS-related deaths (all ages)	<200 [<200- <500]	<500 [<200- <500]	<200 [<200- <500]
AIDS-related deaths (0–14)	<100 [<100- <100]	<100 [<100- <100]	<100 [<100- <100]
AIDS-related deaths (women, 15+)	<100 [<100- <100]	<100 [<100- <200]	<100 [<100- <100]
AIDS-related deaths (men, 15+)	<200 [<100- <200]	<200 [<100- <200]	<100 [<100- <200]
<b>People living with HIV</b>			
People living with HIV (all ages)	5800 [5100–6600]	6000 [5300–6700]	6000 [5300–6700]
People living with HIV (0–14)	<500 [<500- <500]	<500 [<200- <500]	<200 [<200- <500]
People living with HIV (women, 15+)	2600 [2300–2900]	2600 [2400–2900]	2600 [2300–2800]
People living with HIV (men, 15+)	2900 [2500–3400]	3200 [2800–3600]	3300 [2800–3700]
HIV prevalence (15–49)	2.2 [1.9–2.5]	1.9 [1.7–2.1]	1.8 [1.5–1.9]

## LAWS AND POLICIES

Laws criminalizing the transmission of, non-disclosure of or exposure to HIV transmission	Yes
Criminalization of sex work among consenting adults	Any criminalization or punitive regulation of sex work
Criminalization of same-sex sexual acts	Laws penalizing same-sex sexual acts have been decriminalized or never existed
Drug use or possession for personal use is an offence	Possession of drugs for personal use or drug use and/or consumption are specified as criminal offences
Criminalization of transgender people	Neither criminalized nor prosecuted
Laws or policies restricting the entry, stay and residence of people living with HIV	No
Parental consent for adolescents to access HIV testing	Yes, for adolescents younger than 18 years
Spousal consent for married women to access sexual and reproductive health services	Yes
Mandatory HIV testing for marriage, work or residence permits or for certain groups	Yes

## STIGMA AND DISCRIMINATION

Percentage of women and men aged 15–49 years who report discriminatory attitudes towards people living with HIV

Percentage of people living with HIV denied health services because of their HIV status in the last 12 months

Percentage of people living with HIV who reported a health-care professional told others about their HIV status without their consent

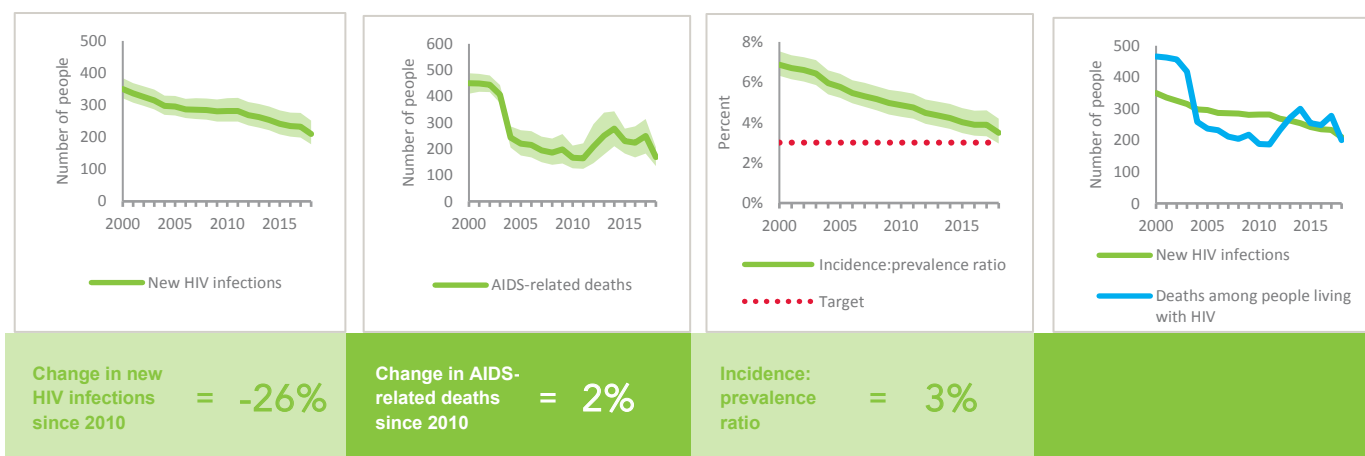
## VIOLENCE

Proportion of ever-married or partnered women aged 15–49 years who experienced physical or sexual violence from a male intimate partner in the past 12 months

## EXPENDITURES

	Financing sources					Total
	Domestic private	Domestic public	International: PEPFAR	International: Global Fund	International: all others	
Last available report: 2009	\$12 749	\$4 402 073	...	...	\$301 889	\$4 901 265

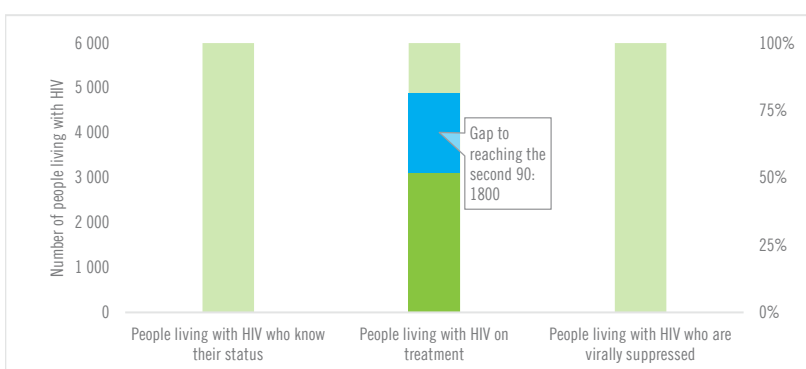
## EPIDEMIC TRANSITION METRICS



## KEY POPULATIONS

	Sex workers	Gay men and other men who have sex with men	People who inject drugs	Transgender people	Prisoners
Estimated size of population	...	...	...	...	2300
HIV prevalence	...	19.6%	...	...	2.2%
Know their HIV status	...	...	...	...	...
Antiretroviral therapy coverage	...	...	...	...	...
Condom use	...	...	...	...	...
Coverage of HIV prevention programmes	...	...	...	...	...
Avoidance of health care because of stigma and discrimination	...	...	...	...	...
Expenditures (0)	...	...	...	...	...

## HIV TESTING AND TREATMENT CASCADE



	...	52% [45–58%] 3100	...
<b>All ages</b>	...% [...–...%]		...% [...–...%]
<b>Children (0–14)</b>	...% [...–...%]	21% [18–26%] 40	...% [...–...%]
<b>Women (15+)</b>	...% [...–...%]	58% [51–64%] 1500	...% [...–...%]
<b>Men (15+)</b>	...% [...–...%]	49% [42–55%] 1600	...% [...–...%]

## ELIMINATION OF MOTHER-TO-CHILD TRANSMISSION

	2010	2018
Percentage of pregnant women living with HIV accessing antiretroviral medicines	30% [26–33%]	58% [51–65%]
Early infant diagnosis	...% [...–...%]	59.3% [52.9–68.4%]

## HIV COMORBIDITIES

Estimated number of incident tuberculosis cases among people living with HIV (2017)	23 [20–27]
People living with HIV who started TB preventive therapy (2017)	...
Cervical cancer screening of women living with HIV	...
People coinfecting with HIV and hepatitis B virus receiving combined treatment	...
People coinfecting with HIV and hepatitis C virus starting hepatitis C treatment	...

## HIV PREVENTION

Adults aged 15+ years with unsuppressed viral load	...
Knowledge of HIV prevention among young people aged 15–24 years (2014)	
— Women	2.8%
— Men	5.8%
Condom use at last sex with a non-marital, non-cohabiting partner	
— Women	...
— Men	...
Women aged 15–49 years who have their demand for family planning satisfied by modern methods	...
Men aged 15–49 years who are circumcised	Not applicable
Voluntary medical male circumcisions performed according to national standards	Not applicable
People who received PrEP at least once during the reporting period (2018)	23
Harm reduction	
— Use of sterile injecting equipment at last injection	...
— Needles and syringes distributed per person who injects	...
— Coverage of opioid substitution therapy	...
— Naloxone available (2019)	No
— Safe injection rooms available (2019)	No

EPIDEMIC ESTIMATES

	2010	2015	2018
<b>New HIV infections</b>			
New HIV infections (all ages)	<200 [<200- <200]	<200 [<200- <200]	<200 [<200- <200]
New HIV infections (0–14)	... [...-...]	... [...-...]	... [...-...]
New HIV infections (women, 15+)	<100 [<100- <100]	<100 [<100- <100]	<100 [<100- <100]
New HIV infections (men, 15+)	<200 [<100- <200]	<200 [<100- <200]	<200 [<100- <200]
HIV incidence per 1000 population	0.61 [0.52–0.7]	0.59 [0.49–0.69]	0.58 [0.47–0.69]
<b>AIDS-related deaths</b>			
AIDS-related deaths (all ages)	<100 [<100- <100]	<100 [<100- <100]	<100 [<100- <100]
AIDS-related deaths (0–14)	... [...-...]	... [...-...]	... [...-...]
AIDS-related deaths (women, 15+)	<100 [<100- <100]	<100 [<100- <100]	<100 [<100- <100]
AIDS-related deaths (men, 15+)	<100 [<100- <100]	<100 [<100- <100]	<100 [<100- <100]
<b>People living with HIV</b>			
People living with HIV (all ages)	2300 [2100–2600]	2800 [2500–3100]	3000 [2700–3400]
People living with HIV (0–14)	... [...-...]	... [...-...]	... [...-...]
People living with HIV (women, 15+)	720 [640–800]	920 [830–1000]	1000 [910–1100]
People living with HIV (men, 15+)	1600 [1400–1800]	1900 [1600–2200]	2000 [1700–2300]
HIV prevalence (15–49)	1.3 [1.2–1.4]	1.5 [1.3–1.6]	1.5 [1.3–1.7]

LAWS AND POLICIES

Laws criminalizing the transmission of, non-disclosure of or exposure to HIV transmission	No
Criminalization of sex work among consenting adults	Any criminalization or punitive regulation of sex work
Criminalization of same-sex sexual acts	Yes, imprisonment (14 years - life)
Drug use or possession for personal use is an offence	...
Criminalization of transgender people	Neither criminalized nor prosecuted
Laws or policies restricting the entry, stay and residence of people living with HIV	No
Parental consent for adolescents to access HIV testing	Yes, for adolescents younger than 18 years
Spousal consent for married women to access sexual and reproductive health services	No
Mandatory HIV testing for marriage, work or residence permits or for certain groups	No

STIGMA AND DISCRIMINATION

Percentage of women and men aged 15–49 years who report discriminatory attitudes towards people living with HIV	<b>2018</b> 45.5
Percentage of people living with HIV denied health services because of their HIV status in the last 12 months	
Percentage of people living with HIV who reported a health-care professional told others about their HIV status without their consent	

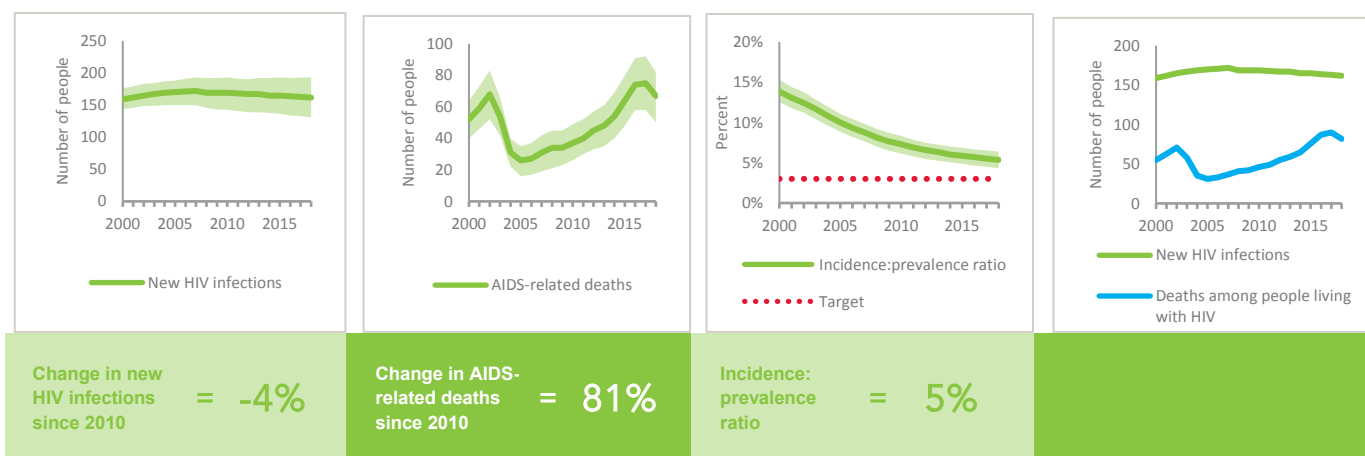
VIOLENCE

Proportion of ever-married or partnered women aged 15–49 years who experienced physical or sexual violence from a male intimate partner in the past 12 months

EXPENDITURES

	Financing sources					Total
	Domestic private	Domestic public	International: PEPFAR	International: Global Fund	International: all others	
Last available report: 2013	...	\$ 478 563	\$235 742	...	\$10 256 837	\$15 971 143

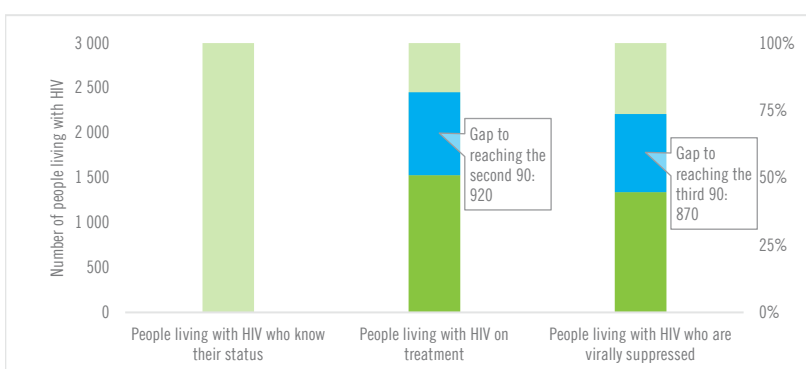
## EPIDEMIC TRANSITION METRICS



## KEY POPULATIONS

	Sex workers	Gay men and other men who have sex with men	People who inject drugs	Transgender people	Prisoners
Estimated size of population	...	...	...	...	...
HIV prevalence	0.0%	2.8%	...	...	...
Know their HIV status	...	...	...	...	...
Antiretroviral therapy coverage	...	35.3%	...	...	...
Condom use	...	58.2%	...	...	...
Coverage of HIV prevention programmes	...	...	...	...	...
Avoidance of health care because of stigma and discrimination	...	...	...	...	...
Expenditures (0)	...	...	...	...	...

## HIV TESTING AND TREATMENT CASCADE



	...	50% [44–57%] 1500	44% [39–50%]
All ages	...% [...–...%]		
Children (0–14)	...% [...–...%]	...	...
Women (15+)	...% [...–...%]	62% [56–69%] 640	55% [49–61%]
Men (15+)	...% [...–...%]	44% [38–51%] 880	39% [33–45%]

## ELIMINATION OF MOTHER-TO-CHILD TRANSMISSION

	2010	2018
Percentage of pregnant women living with HIV accessing antiretroviral medicines	...% [...–...%]	...% [...–...%]
Early infant diagnosis	...% [...–...%]	...% [...–...%]

## HIV COMORBIDITIES

Estimated number of incident tuberculosis cases among people living with HIV (2017)	0 [0–0]
People living with HIV who started TB preventive therapy (2017)	0%
Women who tested positive for HIV among those screened for cervical cancer (programme data) (2018)	1.9%
People coinfecting with HIV and hepatitis B virus receiving combined treatment (2017)	0%
People coinfecting with HIV and hepatitis C virus starting hepatitis C treatment (2017)	0%

## HIV PREVENTION

Adults aged 15+ years with unsuppressed viral load	0.7%
Knowledge of HIV prevention among young people aged 15–24 years (2014)	
— Women	47.6%
— Men	44.8%
Condom use at last sex with a non-marital, non-cohabiting partner (2017)	
— Women	19.7%
— Men	42.1%
Women aged 15–49 years who have their demand for family planning satisfied by modern methods	...
Men aged 15–49 years who are circumcised	Not applicable
Voluntary medical male circumcisions performed according to national standards	Not applicable
People who received PrEP at least once during the reporting period (2018)	28
Harm reduction	
— Use of sterile injecting equipment at last injection	...
— Needles and syringes distributed per person who injects	...
— Coverage of opioid substitution therapy	...
— Naloxone available (2019)	No
— Safe injection rooms available (2019)	No

## EPIDEMIC ESTIMATES

	2010	2015	2018
<b>New HIV infections</b>			
New HIV infections (all ages)	<500 [<500- <500]	<500 [<500- <500]	<500 [<500- <500]
New HIV infections (0–14)	<100 [<100- <100]	<100 [<100- <100]	<100 [<100- <100]
New HIV infections (women, 15+)	<200 [<200- <200]	<200 [<200- <200]	<200 [<200- <200]
New HIV infections (men, 15+)	<200 [<200- <200]	<200 [<200- <200]	<200 [<200- <200]
HIV incidence per 1000 population	0.9 [0.84–0.96]	0.83 [0.76–0.9]	0.81 [0.73–0.89]
<b>AIDS-related deaths</b>			
AIDS-related deaths (all ages)	<200 [<100- <200]	<200 [<200- <200]	<200 [<200- <500]
AIDS-related deaths (0–14)	<100 [<100- <100]	<100 [<100- <100]	<100 [<100- <100]
AIDS-related deaths (women, 15+)	<100 [<100- <100]	<100 [<100- <100]	<100 [<100- <100]
AIDS-related deaths (men, 15+)	<100 [<100- <100]	<100 [<100- <200]	<200 [<100- <200]
<b>People living with HIV</b>			
People living with HIV (all ages)	3700 [3400–4100]	4500 [4100–5000]	4900 [4400–5400]
People living with HIV (0–14)	<200 [<200- <200]	<200 [<200- <200]	<200 [<200- <200]
People living with HIV (women, 15+)	1700 [1500–1800]	2000 [1800–2300]	2200 [2000–2500]
People living with HIV (men, 15+)	1900 [1700–2100]	2300 [2000–2600]	2500 [2200–2800]
HIV prevalence (15–49)	1.9 [1.7–2.1]	1.9 [1.8–2.1]	1.9 [1.7–2.1]

## LAWS AND POLICIES

Laws criminalizing the transmission of, non-disclosure of or exposure to HIV transmission	Yes
Criminalization of sex work among consenting adults	...
Criminalization of same-sex sexual acts	Laws penalizing same-sex sexual acts have been decriminalized or never existed
Drug use or possession for personal use is an offence	...
Criminalization of transgender people	...
Laws or policies restricting the entry, stay and residence of people living with HIV	Yes
Parental consent for adolescents to access HIV testing	...
Spousal consent for married women to access sexual and reproductive health services	...
Mandatory HIV testing for marriage, work or residence permits or for certain groups	...

## STIGMA AND DISCRIMINATION

Percentage of women and men aged 15–49 years who report discriminatory attitudes towards people living with HIV (2011 refers to women only)	2011	2016
	32	36.9
Percentage of people living with HIV denied health services because of their HIV status in the last 12 months		2013
		6.6
Percentage of people living with HIV who reported a health-care professional told others about their HIV status without their consent		2013
		9.2

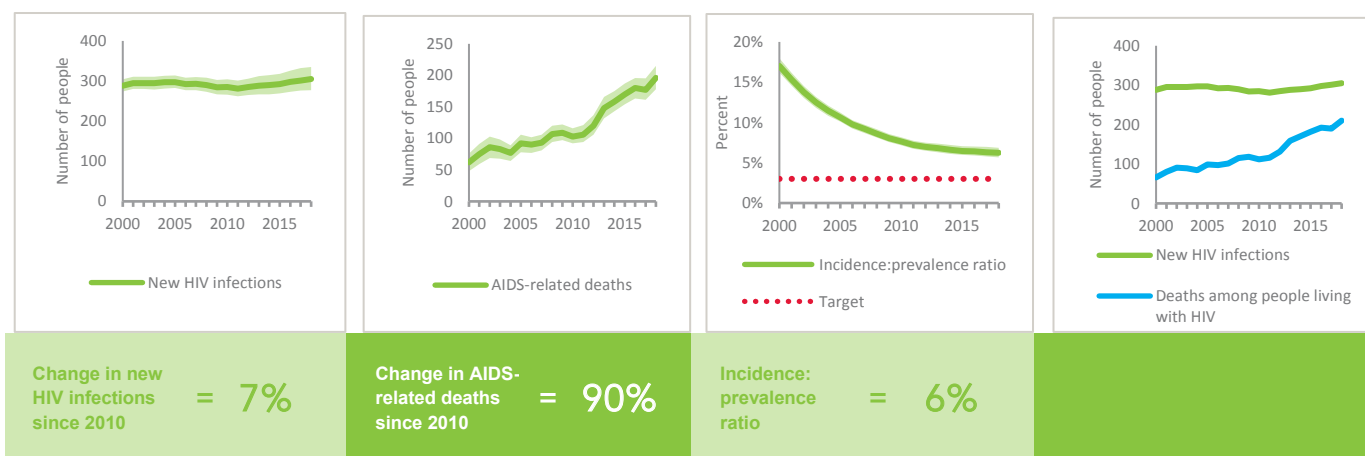
## VIOLENCE

Proportion of ever-married or partnered women aged 15–49 years who experienced physical or sexual violence from a male intimate partner in the past 12 months

## EXPENDITURES

	Financing sources					Total
	Domestic private	Domestic public	International: PEPFAR	International: Global Fund	International: all others	
Last available report: 2012	\$118 050	\$832 345	\$555 482	\$517 357	\$640 356	\$2 836 772

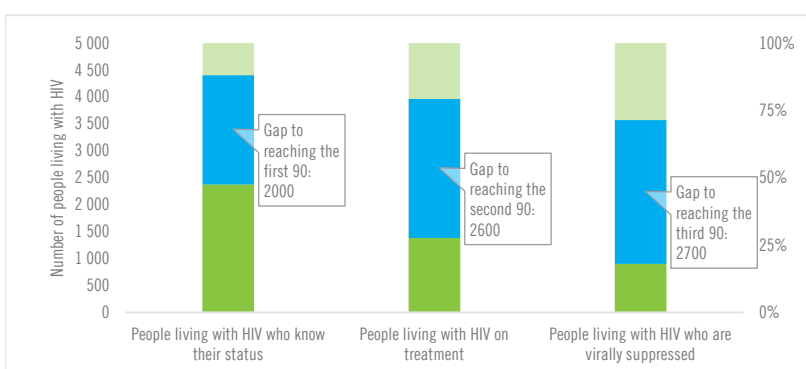
## EPIDEMIC TRANSITION METRICS



## KEY POPULATIONS

	Sex workers	Gay men and other men who have sex with men	People who inject drugs	Transgender people	Prisoners
Estimated size of population	...	...	...	...	...
HIV prevalence	...	...	...	...	5.8%
Know their HIV status	62.2%	44.3%	...	...	...
Antiretroviral therapy coverage	...	...	...	...	...
Condom use	84.8%	81.4%	...	...	...
Coverage of HIV prevention programmes	...	...	...	...	...
Avoidance of health care because of stigma and discrimination	...	...	...	...	...
Expenditures (0)	...	...	...	...	...

## HIV TESTING AND TREATMENT CASCADE



	49% [44–53%]	28% [26–31%] 1400	18% [17–20%]
All ages			
Children (0–14)	34% [31–38%]	34% [31–38%] 60	14% [12–15%]
Women (15+)	51% [45–56%]	29% [26–32%] 650	19% [17–21%]
Men (15+)	48% [42–53%]	27% [24–30%] 670	18% [16–20%]

## ELIMINATION OF MOTHER-TO-CHILD TRANSMISSION

	2010	2018
Percentage of pregnant women living with HIV accessing antiretroviral medicines	58% [49–67%]	44% [39–49%]
Early infant diagnosis	59.3% [51.4–71.1%]	...% [...–...%]

## HIV COMORBIDITIES

Estimated number of incident tuberculosis cases among people living with HIV (2017)	32 [21–46]
People living with HIV who started TB preventive therapy (2017)	...
Cervical cancer screening of women living with HIV	...
People coinfectd with HIV and hepatitis B virus receiving combined treatment	...
People coinfectd with HIV and hepatitis C virus starting hepatitis C treatment	...

## HIV PREVENTION

Adults aged 15+ years with unsuppressed viral load	1.4%
Knowledge of HIV prevention among young people aged 15–24 years (2016)	
— Women	41.4%
— Men	45%
Condom use at last sex with a non-marital, non-cohabiting partner	
— Women	...
— Men	...
Women aged 15–49 years who have their demand for family planning satisfied by modern methods	...
Men aged 15–49 years who are circumcised	Not applicable
Voluntary medical male circumcisions performed according to national standards	Not applicable
People who received PrEP at least once during the reporting period	...
Harm reduction	
— Use of sterile injecting equipment at last injection	...
— Needles and syringes distributed per person who injects	...
— Coverage of opioid substitution therapy	...
— Naloxone available (2019)	...
— Safe injection rooms available (2019)	...

## EPIDEMIC ESTIMATES

	2010	2015	2018
<b>New HIV infections</b>			
New HIV infections (all ages)	2200 [1700–2700]	2200 [1700–2700]	1700 [1300–2100]
New HIV infections (0–14)	<100 [<100– <100]	<100 [<100– <100]	<100 [<100– <100]
New HIV infections (women, 15+)	<500 [<500– <500]	<500 [<500–540]	<500 [<500– <500]
New HIV infections (men, 15+)	1800 [1400–2200]	1700 [1300–2100]	1300 [1000–1600]
HIV incidence per 1000 population	0.2 [0.15–0.25]	0.2 [0.15–0.24]	0.15 [0.12–0.19]
<b>AIDS-related deaths</b>			
AIDS-related deaths (all ages)	<500 [<200– <500]	<500 [<500–540]	<500 [<500–580]
AIDS-related deaths (0–14)	<100 [<100– <100]	<100 [<100– <100]	<100 [<100– <100]
AIDS-related deaths (women, 15+)	<100 [<100– <100]	<100 [<100– <100]	<100 [<100– <100]
AIDS-related deaths (men, 15+)	<500 [<200– <500]	<500 [<200– <500]	<500 [<500– <500]
<b>People living with HIV</b>			
People living with HIV (all ages)	17 000 [13 000–21 000]	27 000 [21 000–32 000]	31 000 [24 000–37 000]
People living with HIV (0–14)	<100 [<100– <100]	<100 [<100– <200]	<100 [<100– <200]
People living with HIV (women, 15+)	2800 [2200–3500]	4700 [3600–5800]	5600 [4200–6800]
People living with HIV (men, 15+)	14 000 [11 000–17 000]	22 000 [17 000–26 000]	25 000 [19 000–30 000]
HIV prevalence (15–49)	0.2 [0.2–0.3]	0.4 [0.2–0.5]	0.4 [0.3–0.5]

## LAWS AND POLICIES

Laws criminalizing the transmission of, non-disclosure of or exposure to HIV transmission	Yes
Criminalization of sex work among consenting adults	Sex work is not subject to punitive regulations or is not criminalized
Criminalization of same-sex sexual acts	Laws penalizing same-sex sexual acts have been decriminalized or never existed
Drug use or possession for personal use is an offence	...
Criminalization of transgender people	Neither criminalized nor prosecuted
Laws or policies restricting the entry, stay and residence of people living with HIV	Yes
Parental consent for adolescents to access HIV testing	Yes, for adolescents younger than 18 years
Spousal consent for married women to access sexual and reproductive health services	Yes
Mandatory HIV testing for marriage, work or residence permits or for certain groups	Yes

## STIGMA AND DISCRIMINATION

Percentage of women and men aged 15–49 years who report discriminatory attitudes towards people living with HIV (2006 refers to women only)	2006	2014
	22.4	16.4

Percentage of people living with HIV denied health services because of their HIV status in the last 12 months

Percentage of people living with HIV who reported a health-care professional told others about their HIV status without their consent

## VIOLENCE

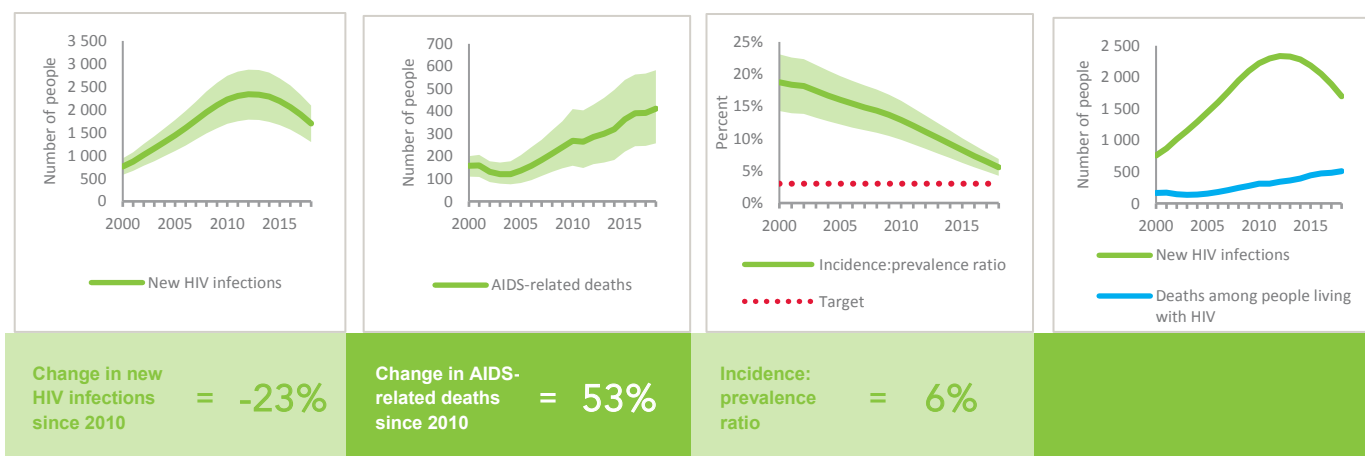
Proportion of ever-married or partnered women aged 15–49 years who experienced physical or sexual violence from a male intimate partner in the past 12 months	2017
	6.8

## EXPENDITURES

	Financing sources					Total
	Domestic private	Domestic public	International: PEPFAR	International: Global Fund	International: all others	
Last available report: 2013	...	\$63 807 290	...	\$5 927 082	...	\$69 734 372



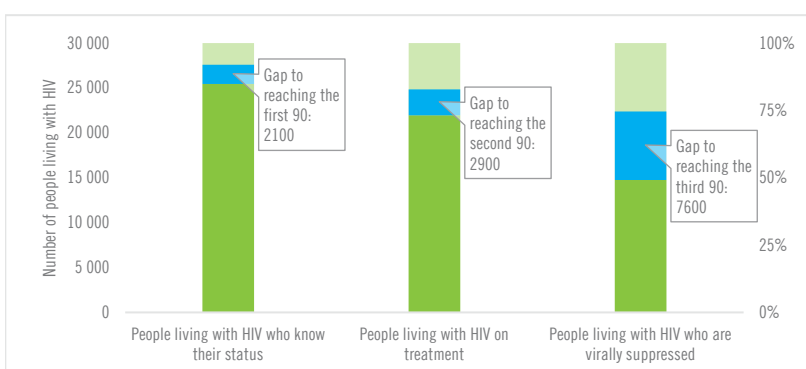
## EPIDEMIC TRANSITION METRICS



## KEY POPULATIONS

	Sex workers	Gay men and other men who have sex with men	People who inject drugs	Transgender people	Prisoners
Estimated size of population	...	...	...	...	...
HIV prevalence	0.8%	1.1%	...	3.1%	...
Know their HIV status	...	...	...	...	...
Antiretroviral therapy coverage	87.3%	86.2%	...	90.2%	...
Condom use	78.1%	63.9%	...	65.8%	...
Coverage of HIV prevention programmes	...	...	...	...	...
Avoidance of health care because of stigma and discrimination	1.9%	...	...	...	...
Expenditures (0)	...	...	...	...	...

## HIV TESTING AND TREATMENT CASCADE



	83% [64- >95%]	72% [55-85%] 21 900	48% [37-57%]
All ages			
Children (0-14)	35% [24-48%]	34% [23-46%] 30	23% [15-31%]
Women (15+)	90% [69- >95%]	80% [61- >95%] 4400	54% [41-66%]
Men (15+)	82% [63- >95%]	70% [54-83%] 17 500	47% [36-56%]

## ELIMINATION OF MOTHER-TO-CHILD TRANSMISSION

	2010	2018
Percentage of pregnant women living with HIV accessing antiretroviral medicines	91% [67- >95%]	>95% [86- >95%]
Early infant diagnosis	89.2% [71.0- >95%]	>95% [>95- >95%]

## HIV COMORBIDITIES

Estimated number of incident tuberculosis cases among people living with HIV (2017)	98 [63-140]
People living with HIV who started TB preventive therapy (2017)	71.3%
Cervical cancer screening of women living with HIV	...
People coinfectd with HIV and hepatitis B virus receiving combined treatment (2018)	90.5%
People coinfectd with HIV and hepatitis C virus starting hepatitis C treatment (2018)	73.7%

## HIV PREVENTION

Adults aged 15+ years with unsuppressed viral load	0.2%
Knowledge of HIV prevention among young people aged 15-24 years (2014)	
— Women	60.9%
— Men	58.6%
Condom use at last sex with a non-marital, non-cohabiting partner (2017)	
— Women	75.5%
— Men	80.2%
Women aged 15-49 years who have their demand for family planning satisfied by modern methods	...
Men aged 15-49 years who are circumcised	Not applicable
Voluntary medical male circumcisions performed according to national standards	Not applicable
People who received PrEP at least once during the reporting period	...
Harm reduction	
— Use of sterile injecting equipment at last injection	...
— Needles and syringes distributed per person who injects	...
— Coverage of opioid substitution therapy	...
— Naloxone available (2019)	No
— Safe injection rooms available (2019)	No

## EPIDEMIC ESTIMATES

	2010	2015	2018
<b>New HIV infections</b>			
New HIV infections (all ages)	3200 [2200–4400]	2900 [1700–4600]	2700 [1200–6500]
New HIV infections (0–14)	<500 [<200– <500]	<200 [<100– <200]	<100 [<100– <200]
New HIV infections (women, 15+)	1300 [900–1800]	1100 [620–1600]	920 [<500–2200]
New HIV infections (men, 15+)	1600 [1100–2300]	1700 [1000–2900]	1700 [750–4200]
HIV incidence per 1000 population	0.33 [0.22–0.47]	0.28 [0.17–0.45]	0.26 [0.11–0.61]
<b>AIDS-related deaths</b>			
AIDS-related deaths (all ages)	3000 [2100–4300]	2100 [1500–3000]	1200 [750–1900]
AIDS-related deaths (0–14)	<200 [<100– <500]	<100 [<100– <200]	<100 [<100– <200]
AIDS-related deaths (women, 15+)	1300 [870–1700]	900 [610–1300]	530 [<500–810]
AIDS-related deaths (men, 15+)	1600 [1100–2200]	1100 [760–1600]	620 [<500–930]
<b>People living with HIV</b>			
People living with HIV (all ages)	72 000 [54 000–91 000]	69 000 [54 000–85 000]	70 000 [54 000–92 000]
People living with HIV (0–14)	2600 [1900–3600]	1800 [1400–2500]	1400 [1000–1900]
People living with HIV (women, 15+)	34 000 [26 000–43 000]	33 000 [27 000–42 000]	34 000 [26 000–44 000]
People living with HIV (men, 15+)	35 000 [26 000–45 000]	34 000 [26 000–42 000]	35 000 [26 000–49 000]
HIV prevalence (15–49)	1.2 [0.9–1.5]	1 [0.8–1.3]	0.9 [0.7–1.3]

## LAWS AND POLICIES

Laws criminalizing the transmission of, non-disclosure of or exposure to HIV transmission	Yes
Criminalization of sex work among consenting adults	Sex work is not subject to punitive regulations or is not criminalized
Criminalization of same-sex sexual acts	Laws penalizing same-sex sexual acts have been decriminalized or never existed
Drug use or possession for personal use is an offence	Possession of drugs for personal use or drug use and/or consumption are specified as criminal offences
Criminalization of transgender people	Neither criminalized nor prosecuted
Laws or policies restricting the entry, stay and residence of people living with HIV	Yes
Parental consent for adolescents to access HIV testing	Yes, for adolescents younger than 16 years
Spousal consent for married women to access sexual and reproductive health services	No
Mandatory HIV testing for marriage, work or residence permits or for certain groups	Yes

## STIGMA AND DISCRIMINATION

	2007	2013
Percentage of women and men aged 15–49 years who report discriminatory attitudes towards people living with HIV	54.1	49.3

Percentage of people living with HIV denied health services because of their HIV status in the last 12 months

Percentage of people living with HIV who reported a health-care professional told others about their HIV status without their consent

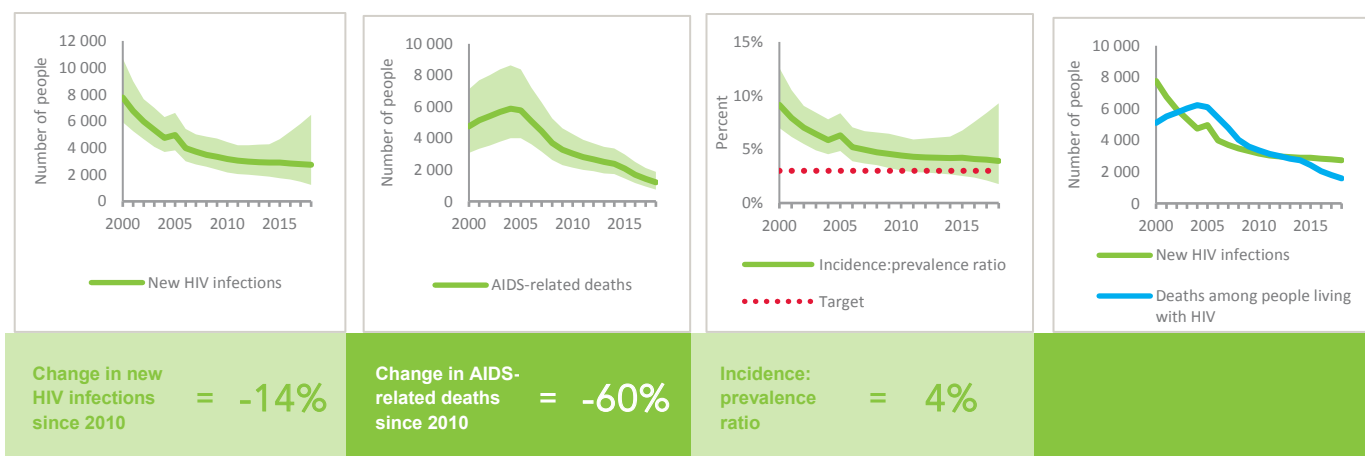
## VIOLENCE

	2007	2013
Proportion of ever-married or partnered women aged 15–49 years who experienced physical or sexual violence from a male intimate partner in the past 12 months	11.7	16

## EXPENDITURES

	Financing sources					Total
	Domestic private	Domestic public	International: PEPFAR	International: Global Fund	International: all others	
Last available report: 2017	...	\$14 743 318	...	\$6 230 084	...	\$20 973 402

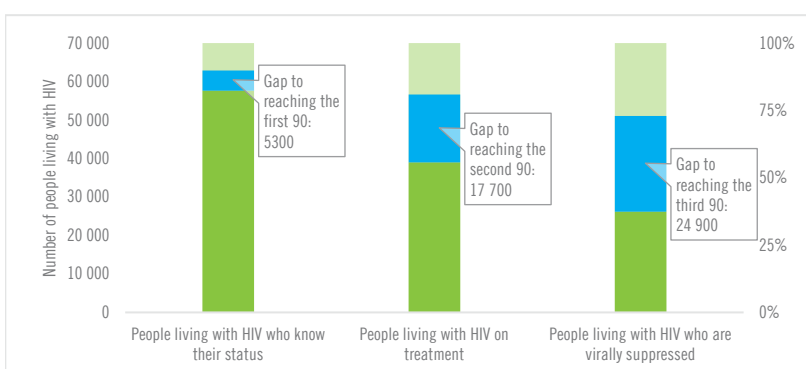
## EPIDEMIC TRANSITION METRICS



## KEY POPULATIONS

	Sex workers	Gay men and other men who have sex with men	People who inject drugs	Transgender people	Prisoners
Estimated size of population	...	130 000	...	9400	20 000
HIV prevalence	4.2%	4.0%	...	27.7%	...
Know their HIV status	90.8%	63.3%	...	83.3%	...
Antiretroviral therapy coverage	...	...	...	...	...
Condom use	83.7%	42.0%	45.4%	20.2%	...
Coverage of HIV prevention programmes	16.8%	30.4%	...	37.1%	...
Avoidance of health care because of stigma and discrimination	...	1.9%	...	65.1%	...
Expenditures (2017)	\$705 643	\$811 102	\$0	...	...

## HIV TESTING AND TREATMENT CASCADE



	82% [64– >95%]	56% [43–73%] 39 000	37% [29–49%]
All ages			
Children (0–14)	76% [55– >95%]	55% [39–74%] 780	29% [21–39%]
Women (15+)	91% [71– >95%]	60% [47–78%] 20 300	40% [31–51%]
Men (15+)	75% [56– >95%]	51% [38–72%] 17 800	36% [27–50%]

## ELIMINATION OF MOTHER-TO-CHILD TRANSMISSION

	2010	2018
Percentage of pregnant women living with HIV accessing antiretroviral medicines	56% [44–74%]	84% [64– >95%]
Early infant diagnosis	9.6% [7.3–12.3%]	67.7% [52.0–89.1%]

## HIV COMORBIDITIES

Estimated number of incident tuberculosis cases among people living with HIV (2017)	1200 [880–1500]
People living with HIV who started TB preventive therapy (2017)	25.5%
Cervical cancer screening of women living with HIV	...
People coinfectd with HIV and hepatitis B virus receiving combined treatment	...
People coinfectd with HIV and hepatitis C virus starting hepatitis C treatment	...

## HIV PREVENTION

Adults aged 15+ years with unsuppressed viral load	0.6%
Knowledge of HIV prevention among young people aged 15–24 years (2014)	
— Women	46.4%
— Men	...
Condom use at last sex with a non-marital, non-cohabiting partner	
— Women	...
— Men	...
Women aged 15–49 years who have their demand for family planning satisfied by modern methods	...
Men aged 15–49 years who are circumcised	Not applicable
Voluntary medical male circumcisions performed according to national standards	Not applicable
People who received PrEP at least once during the reporting period (2018)	195
Harm reduction	
— Use of sterile injecting equipment at last injection	...
— Needles and syringes distributed per person who injects (2015)	2
— Coverage of opioid substitution therapy	...
— Naloxone available (2019)	No
— Safe injection rooms available (2019)	No

## EPIDEMIC ESTIMATES

	2010	2015	2018
<b>New HIV infections</b>			
New HIV infections (all ages)	<500 [<500–600]	<500 [<500–560]	<500 [<500–530]
New HIV infections (0–14)	<100 [<100– <100]	<100 [<100– <100]	<100 [<100– <100]
New HIV infections (women, 15+)	<200 [<200– <500]	<200 [<200– <500]	<200 [<200– <500]
New HIV infections (men, 15+)	<500 [<200– <500]	<500 [<200– <500]	<200 [<200– <500]
HIV incidence per 1000 population	0.66 [0.55–0.87]	0.58 [0.42–0.8]	0.51 [0.36–0.75]
<b>AIDS-related deaths</b>			
AIDS-related deaths (all ages)	<100 [<100– <200]	<100 [<100– <200]	<200 [<100– <200]
AIDS-related deaths (0–14)	<100 [<100– <100]	<100 [<100– <100]	<100 [<100– <100]
AIDS-related deaths (women, 15+)	<100 [<100– <100]	<100 [<100– <100]	<100 [<100– <100]
AIDS-related deaths (men, 15+)	<100 [<100– <100]	<100 [<100– <100]	<100 [<100– <100]
<b>People living with HIV</b>			
People living with HIV (all ages)	6700 [6000–7400]	7800 [7000–8700]	8200 [7200–9400]
People living with HIV (0–14)	<500 [<500– <500]	<500 [<500– <500]	<500 [<500– <500]
People living with HIV (women, 15+)	3300 [2900–3700]	3600 [3200–4100]	3800 [3400–4300]
People living with HIV (men, 15+)	3200 [2700–3600]	3800 [3300–4500]	4100 [3500–4800]
HIV prevalence (15–49)	1.5 [1.4–1.7]	1.5 [1.4–1.6]	1.4 [1.3–1.6]

## LAWS AND POLICIES

Laws criminalizing the transmission of, non-disclosure of or exposure to HIV transmission	No
Criminalization of sex work among consenting adults	Any criminalization or punitive regulation of sex work
Criminalization of same-sex sexual acts	Yes, imprisonment (14 years - life)
Drug use or possession for personal use is an offence	Possession of drugs for personal use or drug use and/or consumption are specified as criminal offences
Criminalization of transgender people	Neither criminalized nor prosecuted
Laws or policies restricting the entry, stay and residence of people living with HIV	No
Parental consent for adolescents to access HIV testing	...
Spousal consent for married women to access sexual and reproductive health services	No
Mandatory HIV testing for marriage, work or residence permits or for certain groups	No

## STIGMA AND DISCRIMINATION

Percentage of women and men aged 15–49 years who report discriminatory attitudes towards people living with HIV	2009	2014
	35.4	29.4

Percentage of people living with HIV denied health services because of their HIV status in the last 12 months

Percentage of people living with HIV who reported a health-care professional told others about their HIV status without their consent

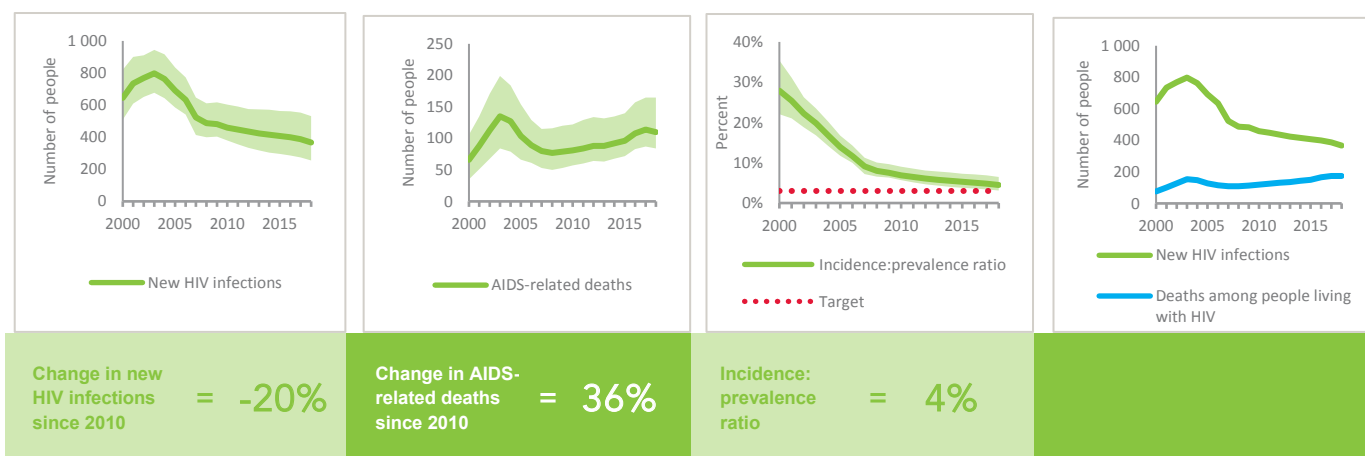
## VIOLENCE

Proportion of ever-married or partnered women aged 15–49 years who experienced physical or sexual violence from a male intimate partner in the past 12 months

## EXPENDITURES

	Financing sources					Total
	Domestic private	Domestic public	International: PEPFAR	International: Global Fund	International: all others	
Last available report: 2012	\$1 142 925	\$3 347 064	...	...	...	\$21 921 471

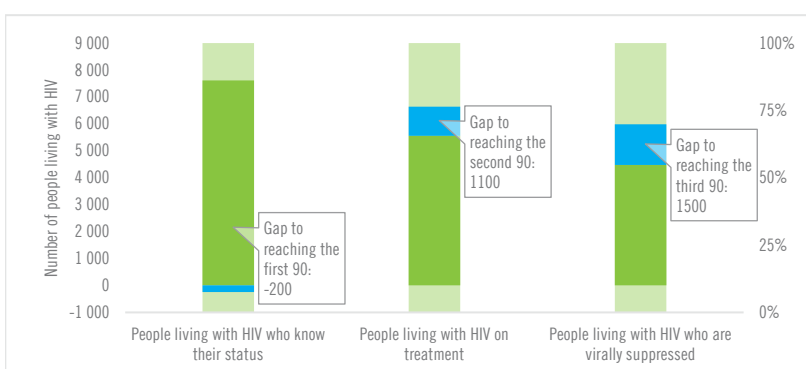
## EPIDEMIC TRANSITION METRICS



## KEY POPULATIONS

	Sex workers	Gay men and other men who have sex with men	People who inject drugs	Transgender people	Prisoners
Estimated size of population	...	...	...	...	...
HIV prevalence	6.1%	4.9%	...	8.4%	1.7%
Know their HIV status	...	...	...	...	...
Antiretroviral therapy coverage	...	...	...	...	81.3%
Condom use	75.7%	64.4%	...	...	...
Coverage of HIV prevention programmes	...	...	...	...	...
Avoidance of health care because of stigma and discrimination	...	...	...	...	...
Expenditures (0)	...	...	...	...	...

## HIV TESTING AND TREATMENT CASCADE



	2010	2018
All ages	93% [82– >95%]	68% [60–78%] 5600
Children (0–14)	38% [31–44%]	38% [31–44%] 110
Women (15+)	95% [84– >95%]	78% [68–88%] 3000
Men (15+)	>95% [81– >95%]	61% [52–71%] 2500

## ELIMINATION OF MOTHER-TO-CHILD TRANSMISSION

	2010	2018
Percentage of pregnant women living with HIV accessing antiretroviral medicines	50% [43–58%]	89% [67– >95%]
Early infant diagnosis	22.2% [18.8–25.9%]	61.2% [47.2–81.3%]

## HIV COMORBIDITIES

Estimated number of incident tuberculosis cases among people living with HIV (2017)	180 [140–230]
People living with HIV who started TB preventive therapy (2017)	14.2%
Cervical cancer screening of women living with HIV	...
People coinfecting with HIV and hepatitis B virus receiving combined treatment	...
People coinfecting with HIV and hepatitis C virus starting hepatitis C treatment	...

## HIV PREVENTION

Adults aged 15+ years with unsuppressed viral load	0.7%
Knowledge of HIV prevention among young people aged 15–24 years (2014)	
— Women	51.5%
— Men	40%
Condom use at last sex with a non-marital, non-cohabiting partner	
— Women	...
— Men	...
Women aged 15–49 years who have their demand for family planning satisfied by modern methods	...
Men aged 15–49 years who are circumcised	Not applicable
Voluntary medical male circumcisions performed according to national standards	Not applicable
People who received PrEP at least once during the reporting period	...
Harm reduction	
— Use of sterile injecting equipment at last injection	...
— Needles and syringes distributed per person who injects	...
— Coverage of opioid substitution therapy	...
— Naloxone available (2019)	No
— Safe injection rooms available (2019)	No

## EPIDEMIC ESTIMATES

	2010	2015	2018
<b>New HIV infections</b>			
New HIV infections (all ages)	8800 [7300–11 000]	8000 [6300–10 000]	7300 [5400–11 000]
New HIV infections (0–14)	1500 [1200–1800]	960 [670–1200]	850 [550–1100]
New HIV infections (women, 15+)	4000 [3300–5100]	3900 [2900–5000]	3600 [2600–5100]
New HIV infections (men, 15+)	3300 [2600–4300]	3200 [2400–4400]	2900 [2100–4500]
HIV incidence per 1000 population	0.92 [0.76–1.17]	0.78 [0.61–1.01]	0.69 [0.5–0.99]
<b>AIDS-related deaths</b>			
AIDS-related deaths (all ages)	4900 [3800–6600]	3700 [3000–5000]	2700 [2200–3600]
AIDS-related deaths (0–14)	1100 [830–1300]	590 [<500–760]	520 [<500–680]
AIDS-related deaths (women, 15+)	1900 [1400–2600]	1400 [1000–1800]	970 [760–1300]
AIDS-related deaths (men, 15+)	1900 [1500–2700]	1800 [1400–2500]	1200 [920–1800]
<b>People living with HIV</b>			
People living with HIV (all ages)	140 000 [130 000–160 000]	150 000 [140 000–170 000]	160 000 [140 000–180 000]
People living with HIV (0–14)	12 000 [10 000–14 000]	9700 [7900–11 000]	8700 [7000–9900]
People living with HIV (women, 15+)	72 000 [65 000–81 000]	81 000 [74 000–90 000]	87 000 [79 000–98 000]
People living with HIV (men, 15+)	55 000 [49 000–64 000]	59 000 [54 000–68 000]	62 000 [56 000–72 000]
HIV prevalence (15–49)	2.1 [2–2.3]	2.1 [1.9–2.2]	2 [1.8–2.3]

## LAWS AND POLICIES

Laws criminalizing the transmission of, non-disclosure of or exposure to HIV transmission	No
Criminalization of sex work among consenting adults	...
Criminalization of same-sex sexual acts	Laws penalizing same-sex sexual acts have been decriminalized or never existed
Drug use or possession for personal use is an offence	Possession of drugs for personal use or drug use and/or consumption are specified as criminal offences
Criminalization of transgender people	Neither criminalized nor prosecuted
Laws or policies restricting the entry, stay and residence of people living with HIV	No
Parental consent for adolescents to access HIV testing	Yes, for adolescents younger than 16 years
Spousal consent for married women to access sexual and reproductive health services	No
Mandatory HIV testing for marriage, work or residence permits or for certain groups	No

## STIGMA AND DISCRIMINATION

	2012	2017
Percentage of women and men aged 15–49 years who report discriminatory attitudes towards people living with HIV	57.7	71.7

Percentage of people living with HIV denied health services because of their HIV status in the last 12 months

Percentage of people living with HIV who reported a health-care professional told others about their HIV status without their consent

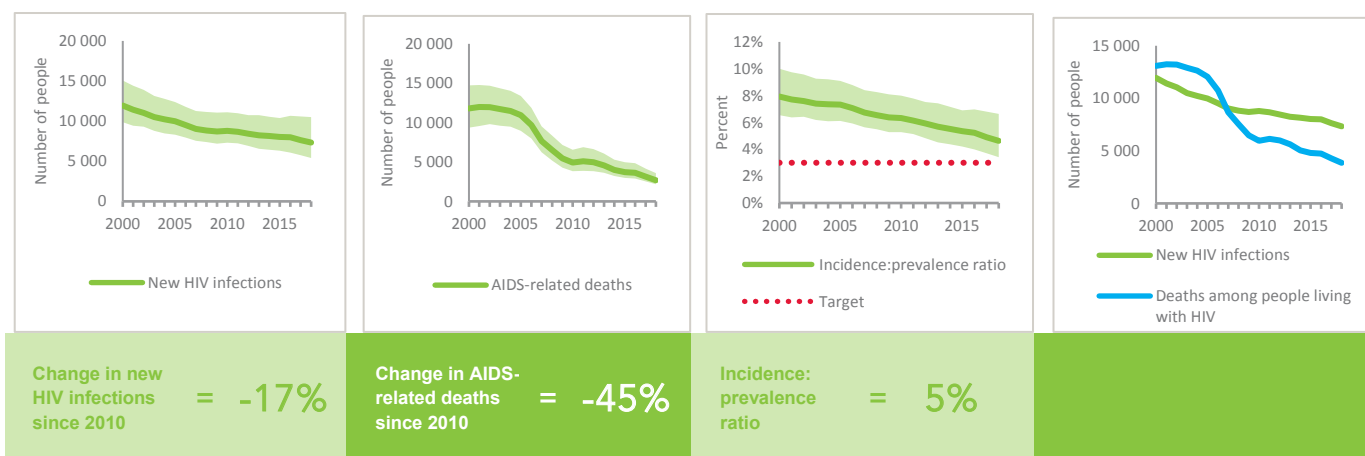
## VIOLENCE

	2012	2017
Proportion of ever-married or partnered women aged 15–49 years who experienced physical or sexual violence from a male intimate partner in the past 12 months	14.9	13.9

## EXPENDITURES

	Financing sources					Total
	Domestic private	Domestic public	International: PEPFAR	International: Global Fund	International: all others	
Last available report: 2016	...	\$3 968 260	...	...	...	\$111 563 836

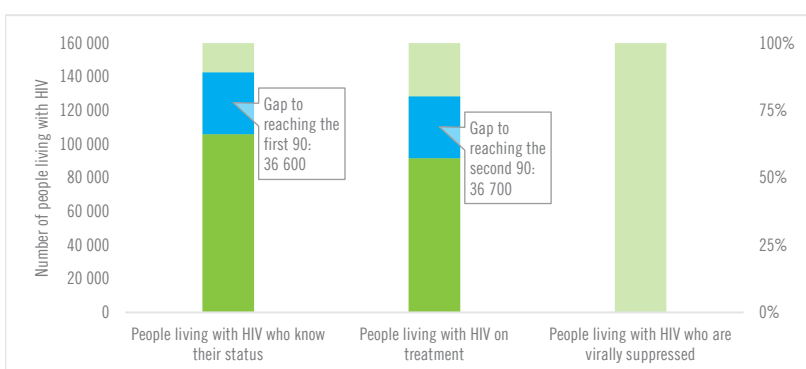
## EPIDEMIC TRANSITION METRICS



## KEY POPULATIONS

	Sex workers	Gay men and other men who have sex with men	People who inject drugs	Transgender people	Prisoners
Estimated size of population	...	...	...	...	11 000
HIV prevalence	8.7%	12.9%	...	...	2.7%
Know their HIV status	...	69.5%	...	...	...
Antiretroviral therapy coverage	...	...	...	...	100%
Condom use	89.1%	75.1%	...	...	...
Coverage of HIV prevention programmes	...	...	...	...	...
Avoidance of health care because of stigma and discrimination	...	...	...	...	...
Expenditures (2016)	\$0	\$0	\$0	...	...

## HIV TESTING AND TREATMENT CASCADE



	2010	2018
All ages	67% [60–75%] 91 500	58% [52–65%] 3400
Children (0–14)	40% [32–45%]	40% [32–45%] 55 500
Women (15+)	74% [66–83%]	63% [57–71%] 32 600
Men (15+)	61% [55–70%]	52% [47–61%]

## ELIMINATION OF MOTHER-TO-CHILD TRANSMISSION

	2010	2018
Percentage of pregnant women living with HIV accessing antiretroviral medicines	39% [32–45%]	83% [67– >95%]
Early infant diagnosis	<1% [<1– <1%]	46.1% [40.0–57.4%]

## HIV COMORBIDITIES

Estimated number of incident tuberculosis cases among people living with HIV (2017)	2900 [2200–3700]
People living with HIV who started TB preventive therapy (2017)	...
Cervical cancer screening of women living with HIV	...
People coinfecting with HIV and hepatitis B virus receiving combined treatment	...
People coinfecting with HIV and hepatitis C virus starting hepatitis C treatment	...

## HIV PREVENTION

Adults aged 15+ years with unsuppressed viral load	...
Knowledge of HIV prevention among young people aged 15–24 years (2017)	
— Women	38.3%
— Men	36.2%
Condom use at last sex with a non-marital, non-cohabiting partner (2016)	
— Women	49.7%
— Men	70.2%
Women aged 15–49 years who have their demand for family planning satisfied by modern methods (2017)	45.4%
Men aged 15–49 years who are circumcised	Not applicable
Voluntary medical male circumcisions performed according to national standards	Not applicable
People who received PrEP at least once during the reporting period	...
Harm reduction	
— Use of sterile injecting equipment at last injection	...
— Needles and syringes distributed per person who injects	...
— Coverage of opioid substitution therapy	...
— Naloxone available (2019)	No
— Safe injection rooms available (2019)	No

## EPIDEMIC ESTIMATES

	2010	2015	2018
<b>New HIV infections</b>			
New HIV infections (all ages)	2400 [2100–2800]	2400 [2000–2900]	2400 [1900–2900]
New HIV infections (0–14)	<100 [<100– <100]	<100 [<100– <100]	<100 [<100– <100]
New HIV infections (women, 15+)	740 [630–870]	740 [610–860]	730 [590–890]
New HIV infections (men, 15+)	1600 [1400–2000]	1600 [1300–2000]	1600 [1300–2100]
HIV incidence per 1000 population	0.87 [0.74–1.01]	0.85 [0.68–1]	0.83 [0.66–1.02]
<b>AIDS-related deaths</b>			
AIDS-related deaths (all ages)	1800 [1500–2100]	1600 [1400–1900]	1500 [1300–1800]
AIDS-related deaths (0–14)	<100 [<100– <100]	<100 [<100– <100]	<100 [<100– <100]
AIDS-related deaths (women, 15+)	<500 [<500– <500]	<500 [<500– <500]	<500 [<500– <500]
AIDS-related deaths (men, 15+)	1400 [1200–1700]	1300 [1100–1600]	1300 [1100–1500]
<b>People living with HIV</b>			
People living with HIV (all ages)	37 000 [32 000–42 000]	39 000 [34 000–44 000]	40 000 [35 000–46 000]
People living with HIV (0–14)	<500 [<500– <500]	<500 [<500– <500]	<500 [<500– <500]
People living with HIV (women, 15+)	12 000 [11 000–14 000]	14 000 [12 000–15 000]	15 000 [13 000–16 000]
People living with HIV (men, 15+)	24 000 [21 000–28 000]	25 000 [21 000–29 000]	25 000 [22 000–29 000]
HIV prevalence (15–49)	2.1 [1.8–2.3]	1.9 [1.7–2.2]	1.9 [1.6–2.1]

## LAWS AND POLICIES

Laws criminalizing the transmission of, non-disclosure of or exposure to HIV transmission	No, but prosecutions exist based on general criminal laws
Criminalization of sex work among consenting adults	Any criminalization or punitive regulation of sex work
Criminalization of same-sex sexual acts	Yes, imprisonment (up to 14 years)
Drug use or possession for personal use is an offence	The law allows possession of a certain amount of drugs
Criminalization of transgender people	Neither criminalized nor prosecuted
Laws or policies restricting the entry, stay and residence of people living with HIV	No
Parental consent for adolescents to access HIV testing	Yes, for adolescents younger than 16 years
Spousal consent for married women to access sexual and reproductive health services	No
Mandatory HIV testing for marriage, work or residence permits or for certain groups	No

## STIGMA AND DISCRIMINATION

Percentage of women and men aged 15–49 years who report discriminatory attitudes towards people living with HIV **2017**  
66.8

Percentage of people living with HIV denied health services because of their HIV status in the last 12 months

Percentage of people living with HIV who reported a health-care professional told others about their HIV status without their consent

## VIOLENCE

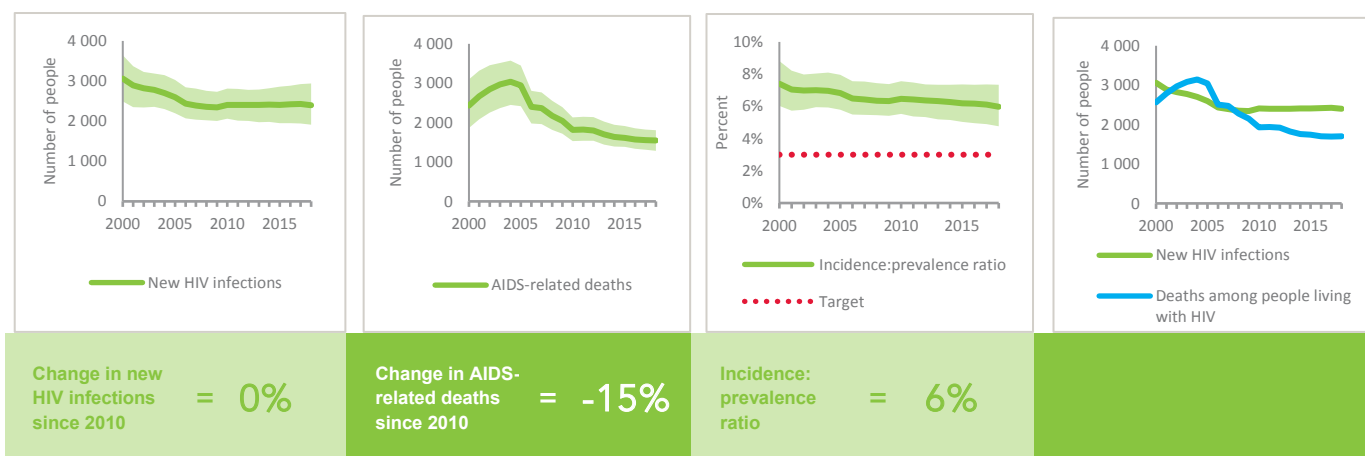
Proportion of ever-married or partnered women aged 15–49 years who experienced physical or sexual violence from a male intimate partner in the past 12 months

## EXPENDITURES

	Financing sources					Total
	Domestic private	Domestic public	International: PEPFAR	International: Global Fund	International: all others	
Last available report: 2016	\$1 456 785	\$2 750 285	\$3 119 936	\$11 301 865	\$858 868	\$19 487 739



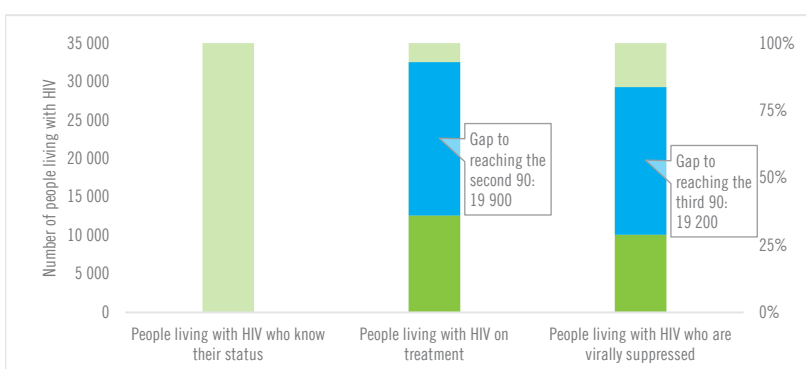
## EPIDEMIC TRANSITION METRICS



## KEY POPULATIONS

	Sex workers	Gay men and other men who have sex with men	People who inject drugs	Transgender people	Prisoners
Estimated size of population	...	42 000	...	3800	...
HIV prevalence	2.0%	29.8%	...	51.0%	...
Know their HIV status	92.8%	88.2%	...	...	...
Antiretroviral therapy coverage	...	...	...	...	...
Condom use	95.0%	68.8%	...	...	...
Coverage of HIV prevention programmes	...	...	...	...	...
Avoidance of health care because of stigma and discrimination	...	...	...	...	...
Expenditures (2014)	\$101 247	\$521 502	\$0		

## HIV TESTING AND TREATMENT CASCADE



	...	31% [27–36%] 12 600	25% [22–29%]
All ages	...% [...–...%]		
Children (0–14)	...% [...–...%]	51% [46–57%] 140	23% [21–26%]
Women (15+)	...% [...–...%]	47% [42–52%] 6800	38% [34–43%]
Men (15+)	...% [...–...%]	22% [19–26%] 5600	18% [15–21%]

## ELIMINATION OF MOTHER-TO-CHILD TRANSMISSION

	2010	2018
Percentage of pregnant women living with HIV accessing antiretroviral medicines	>95% [>95–>95%]	>95% [>95–>95%]
Early infant diagnosis	...% [...–...%]	...% [...–...%]

## HIV COMORBIDITIES

Estimated number of incident tuberculosis cases among people living with HIV (2017)	38 [29–48]
People living with HIV who started TB preventive therapy (2017)	...
Cervical cancer screening of women living with HIV	...
People coinfecting with HIV and hepatitis B virus receiving combined treatment	...
People coinfecting with HIV and hepatitis C virus starting hepatitis C treatment	...

## HIV PREVENTION

Adults aged 15+ years with unsuppressed viral load	1.3%
Knowledge of HIV prevention among young people aged 15–24 years	
— Women	...
— Men	...
Condom use at last sex with a non-marital, non-cohabiting partner	
— Women	...
— Men	...
Women aged 15–49 years who have their demand for family planning satisfied by modern methods	...
Men aged 15–49 years who are circumcised	Not applicable
Voluntary medical male circumcisions performed according to national standards	Not applicable
People who received PrEP at least once during the reporting period	...
Harm reduction	
— Use of sterile injecting equipment at last injection	...
— Needles and syringes distributed per person who injects	...
— Coverage of opioid substitution therapy	...
— Naloxone available (2019)	No
— Safe injection rooms available (2019)	No

## EPIDEMIC ESTIMATES

	2010	2015	2018
<b>New HIV infections</b>			
New HIV infections (all ages)	<500 [<200– <500]	<500 [<200–520]	<500 [<200–500]
New HIV infections (0–14)	<100 [<100– <100]	<100 [<100– <100]	<100 [<100– <100]
New HIV infections (women, 15+)	<200 [<100– <200]	<200 [<100– <500]	<200 [<100– <500]
New HIV infections (men, 15+)	<200 [<200– <500]	<200 [<200– <500]	<200 [<100– <500]
HIV incidence per 1000 population	0.57 [0.34–0.9]	0.58 [0.33–0.97]	0.49 [0.25–0.91]
<b>AIDS-related deaths</b>			
AIDS-related deaths (all ages)	<200 [<100– <500]	<200 [<100– <500]	<100 [<100– <200]
AIDS-related deaths (0–14)	<100 [<100– <100]	<100 [<100– <100]	<100 [<100– <100]
AIDS-related deaths (women, 15+)	<100 [<100– <100]	<100 [<100– <100]	<100 [<100– <100]
AIDS-related deaths (men, 15+)	<100 [<100– <200]	<100 [<100– <200]	<100 [<100– <200]
<b>People living with HIV</b>			
People living with HIV (all ages)	4600 [3300–6200]	5100 [3600–7200]	5600 [3700–8100]
People living with HIV (0–14)	<200 [<100– <200]	<100 [<100– <200]	<100 [<100– <100]
People living with HIV (women, 15+)	1800 [1300–2500]	2200 [1500–3000]	2400 [1600–3400]
People living with HIV (men, 15+)	2600 [1900–3600]	2900 [2000–4100]	3100 [2100–4500]
HIV prevalence (15–49)	1.4 [1–1.9]	1.4 [0.9–1.9]	1.4 [0.9–2]

## LAWS AND POLICIES

Laws criminalizing the transmission of, non-disclosure of or exposure to HIV transmission	...
Criminalization of sex work among consenting adults	...
Criminalization of same-sex sexual acts	Laws penalizing same-sex sexual acts have been decriminalized or never existed
Drug use or possession for personal use is an offence	...
Criminalization of transgender people	...
Laws or policies restricting the entry, stay and residence of people living with HIV	No
Parental consent for adolescents to access HIV testing	...
Spousal consent for married women to access sexual and reproductive health services	...
Mandatory HIV testing for marriage, work or residence permits or for certain groups	...

## STIGMA AND DISCRIMINATION

Percentage of women and men aged 15–49 years who report discriminatory attitudes towards people living with HIV

Percentage of people living with HIV denied health services because of their HIV status in the last 12 months

Percentage of people living with HIV who reported a health-care professional told others about their HIV status without their consent

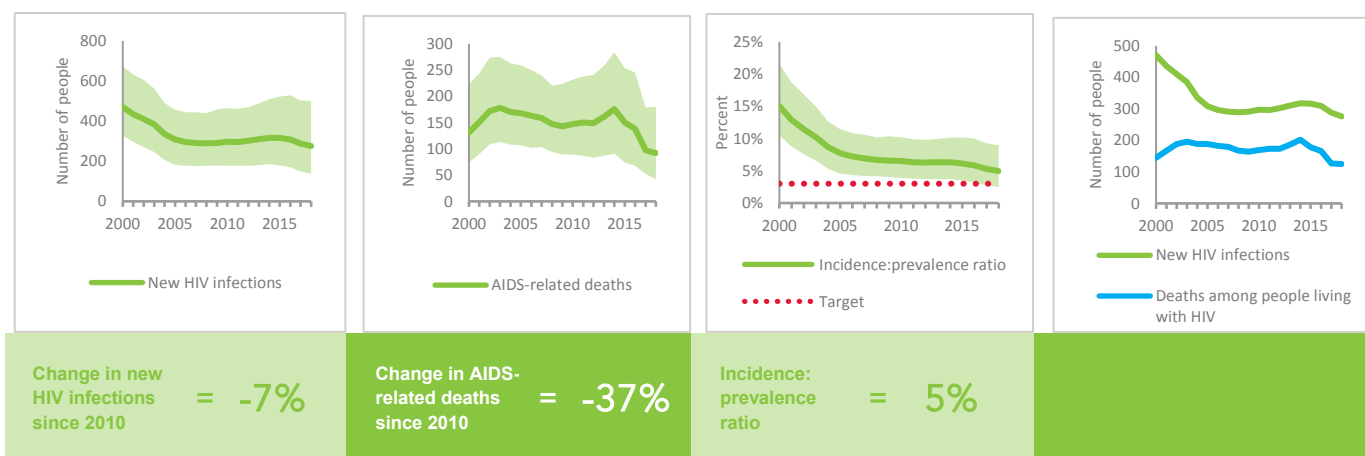
## VIOLENCE

Proportion of ever-married or partnered women aged 15–49 years who experienced physical or sexual violence from a male intimate partner in the past 12 months

## EXPENDITURES

	Financing sources					Total
	Domestic private	Domestic public	International: PEPFAR	International: Global Fund	International: all others	
Last available report: 2011	\$81 800	\$2 249 605	...	\$1 009 894	\$1 265 510	\$4 674 508

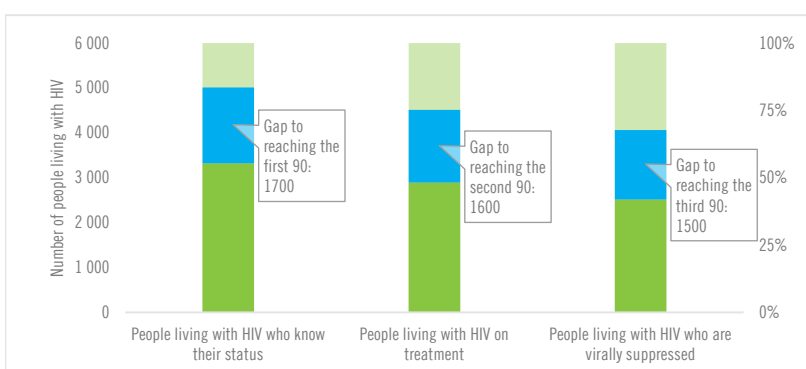
## EPIDEMIC TRANSITION METRICS



## KEY POPULATIONS

	Sex workers	Gay men and other men who have sex with men	People who inject drugs	Transgender people	Prisoners
Estimated size of population	...	...	...	...	...
HIV prevalence	10.3%	16.6%	...	...	...
Know their HIV status	51.0%	97.5%	...	...	...
Antiretroviral therapy coverage	...	...	...	...	...
Condom use	90.8%	63.8%	...	...	...
Coverage of HIV prevention programmes	64.1%	...	...	...	...
Avoidance of health care because of stigma and discrimination	...	...	...	...	...
Expenditures (0)	...	...	...	...	...

## HIV TESTING AND TREATMENT CASCADE



	60% [40–86%]	52% [35–75%] 2900	45% [30–65%]
All ages			
Children (0–14)	82% [51– >95%]	72% [45– >95%] 50	57% [36–82%]
Women (15+)	71% [48– >95%]	62% [41–89%] 1500	54% [36–78%]
Men (15+)	50% [34–73%]	44% [30–63%] 1400	38% [26–55%]

## ELIMINATION OF MOTHER-TO-CHILD TRANSMISSION

	2010	2018
Percentage of pregnant women living with HIV accessing antiretroviral medicines	>95% [89– >95%]	>95% [84– >95%]
Early infant diagnosis	14.3% [10.1–20.5%]	...% [...–...%]

## HIV COMORBIDITIES

Estimated number of incident tuberculosis cases among people living with HIV (2017)	27 [17–38]
People living with HIV who started TB preventive therapy (2017)	...
Cervical cancer screening of women living with HIV	...
People coinfecting with HIV and hepatitis B virus receiving combined treatment	...
People coinfecting with HIV and hepatitis C virus starting hepatitis C treatment	...

## HIV PREVENTION

Adults aged 15+ years with unsuppressed viral load	0.7%
Knowledge of HIV prevention among young people aged 15–24 years	...
— Women	...
— Men	...
Condom use at last sex with a non-marital, non-cohabiting partner	...
— Women	...
— Men	...
Women aged 15–49 years who have their demand for family planning satisfied by modern methods	...
Men aged 15–49 years who are circumcised	Not applicable
Voluntary medical male circumcisions performed according to national standards	Not applicable
People who received PrEP at least once during the reporting period	...
Harm reduction	...
— Use of sterile injecting equipment at last injection	...
— Needles and syringes distributed per person who injects	...
— Coverage of opioid substitution therapy	...
— Naloxone available (2019)	...
— Safe injection rooms available (2019)	...





# MIDDLE EAST AND NORTH AFRICA

## EPIDEMIC ESTIMATES

	2010	2015	2018
<b>New HIV infections</b>			
New HIV infections (all ages)	990 [930–1100]	1400 [1300–1500]	1300 [1200–1400]
New HIV infections (0–14)	<100 [<100– <100]	<100 [<100– <100]	<100 [<100– <100]
New HIV infections (women, 15+)	<500 [<500– <500]	600 [560–650]	520 [<500–570]
New HIV infections (men, 15+)	<500 [<500–550]	670 [590–760]	700 [610–800]
HIV incidence per 1000 population	0.03 [0.03–0.03]	0.03 [0.03–0.04]	0.03 [0.03–0.03]
<b>AIDS-related deaths</b>			
AIDS-related deaths (all ages)	<200 [<100– <200]	<200 [<200– <200]	<200 [<200– <200]
AIDS-related deaths (0–14)	<100 [<100– <100]	<100 [<100– <100]	<100 [<100– <100]
AIDS-related deaths (women, 15+)	<100 [<100– <100]	<100 [<100– <100]	<100 [<100– <100]
AIDS-related deaths (men, 15+)	<100 [<100– <100]	<100 [<100– <100]	<100 [<100– <200]
<b>People living with HIV</b>			
People living with HIV (all ages)	7100 [6600–7600]	12 000 [12 000–13 000]	16 000 [15 000–17 000]
People living with HIV (0–14)	<200 [<200– <200]	<500 [<500– <500]	<500 [<500–520]
People living with HIV (women, 15+)	2900 [2700–3100]	5400 [5100–5800]	7000 [6500–7400]
People living with HIV (men, 15+)	4000 [3600–4400]	6600 [5900–7300]	8300 [7500–9200]
HIV prevalence (15–49)	<0.1 [<0.1– <0.1]	<0.1 [<0.1– <0.1]	<0.1 [<0.1– <0.1]

## LAWS AND POLICIES

Laws criminalizing the transmission of, non-disclosure of or exposure to HIV transmission	...
Criminalization of sex work among consenting adults	...
Criminalization of same-sex sexual acts	Yes, imprisonment (up to 14 years)
Drug use or possession for personal use is an offence	...
Criminalization of transgender people	...
Laws or policies restricting the entry, stay and residence of people living with HIV	No
Parental consent for adolescents to access HIV testing	...
Spousal consent for married women to access sexual and reproductive health services	...
Mandatory HIV testing for marriage, work or residence permits or for certain groups	...

## STIGMA AND DISCRIMINATION

Percentage of women aged 15–49 years who report discriminatory attitudes towards people living with HIV	<b>2013</b> 61
Percentage of people living with HIV denied health services because of their HIV status in the last 12 months	<b>2015</b> 53.291536
Percentage of people living with HIV who reported a health-care professional told others about their HIV status without their consent	<b>2015</b> 3.654485

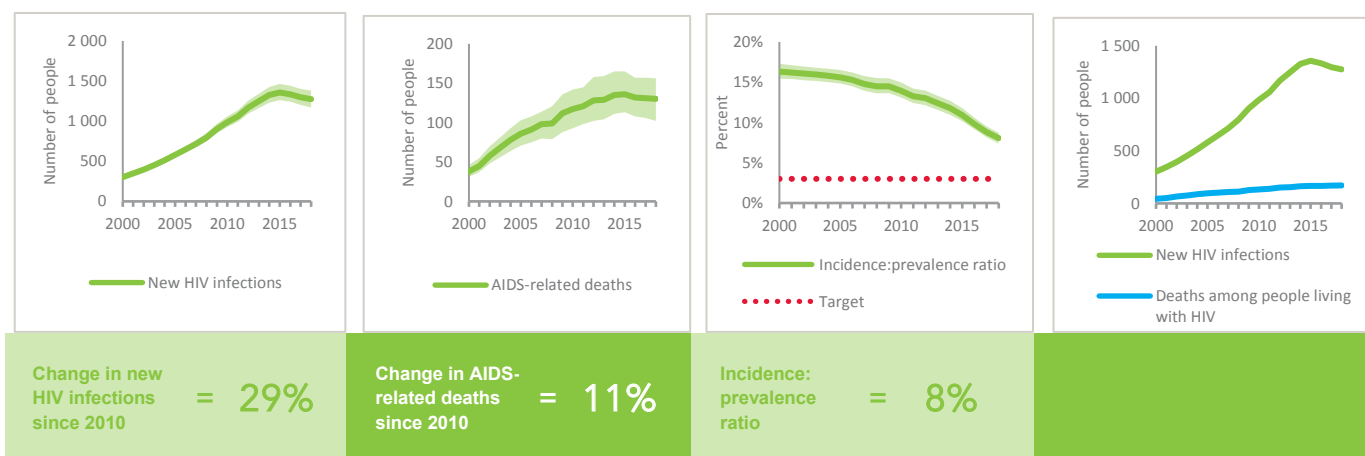
## VIOLENCE

Proportion of ever-married or partnered women aged 15–49 years who experienced physical or sexual violence from a male intimate partner in the past 12 months

## EXPENDITURES

	Financing sources					Total
	Domestic private	Domestic public	International: PEPFAR	International: Global Fund	International: all others	
Last available report: 2017	\$5 965 415	\$25 360 944	...	\$297 370	\$275 743	\$31 899 471

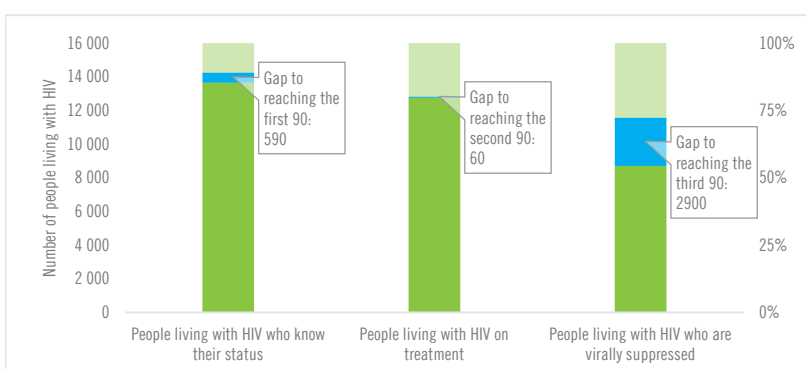
## EPIDEMIC TRANSITION METRICS



## KEY POPULATIONS

	Sex workers	Gay men and other men who have sex with men	People who inject drugs	Transgender people	Prisoners
Estimated size of population	...	...	...	...	...
HIV prevalence	3.5%	2.4%	0.9%	...	...
Know their HIV status	27.7%	98.9%	63.2%	...	...
Antiretroviral therapy coverage	...	...	...	...	...
Condom use	65.3%	53.4%	...	...	...
Coverage of HIV prevention programmes	9.9%	14.3%	...	...	...
Avoidance of health care because of stigma and discrimination	...	68.9%	...	...	...
Expenditures (2017)	\$117 145	\$58 573	\$36 045		

## HIV TESTING AND TREATMENT CASCADE



	86% [81–92%]	81% [75–86%] 12 800	55% [51–58%]
All ages			
Children (0–14)	>95% [90–>95%]	>95% [>95–>95%] 770	>95% [94–>95%]
Women (15+)	91% [85–>95%]	83% [78–88%] 5800	58% [54–61%]
Men (15+)	81% [73–89%]	74% [66–81%] 6200	50% [45–55%]

## ELIMINATION OF MOTHER-TO-CHILD TRANSMISSION

	2010	2018
Percentage of pregnant women living with HIV accessing antiretroviral medicines	62% [56–68%]	74% [69–78%]
Early infant diagnosis	...% [...–...%]	46.7% [44.5–50.2%]

## HIV COMORBIDITIES

Estimated number of incident tuberculosis cases among people living with HIV (2017)	180 [93–290]
People living with HIV who started TB preventive therapy (2017)	...
Women who tested positive for HIV among those screened for cervical cancer (programme data) (2018)	72.2%
People coinfectd with HIV and hepatitis B virus receiving combined treatment (2018)	100%
People coinfectd with HIV and hepatitis C virus starting hepatitis C treatment (2018)	100%

## HIV PREVENTION

Adults aged 15+ years with unsuppressed viral load	<0.1%
Knowledge of HIV prevention among young people aged 15–24 years	
— Women	...
— Men	...
Condom use at last sex with a non-marital, non-cohabiting partner	
— Women	...
— Men	...
Women aged 15–49 years who have their demand for family planning satisfied by modern methods	...
Men aged 15–49 years who are circumcised	Not applicable
Voluntary medical male circumcisions performed according to national standards	Not applicable
People who received PrEP at least once during the reporting period	...
Harm reduction	
— Use of sterile injecting equipment at last injection	...
— Needles and syringes distributed per person who injects	...
— Coverage of opioid substitution therapy	...
— Naloxone available (2019)	...
— Safe injection rooms available (2019)	...

## EPIDEMIC ESTIMATES

	2010	2015	2018
<b>New HIV infections</b>			
New HIV infections (all ages)	<500 [<500–580]	520 [<500–750]	540 [<500–790]
New HIV infections (0–14)	<200 [<100– <200]	<100 [<100– <200]	<100 [<100– <200]
New HIV infections (women, 15+)	<200 [<200– <500]	<500 [<200– <500]	<500 [<200– <500]
New HIV infections (men, 15+)	<200 [<100– <200]	<200 [<200– <500]	<200 [<200– <500]
HIV incidence per 1000 population	0.53 [0.37–0.7]	0.58 [0.4–0.84]	0.57 [0.35–0.84]
<b>AIDS-related deaths</b>			
AIDS-related deaths (all ages)	630 [500–780]	540 [<500–670]	<500 [<500–550]
AIDS-related deaths (0–14)	<200 [<100– <200]	<100 [<100– <100]	<100 [<100– <100]
AIDS-related deaths (women, 15+)	<500 [<500– <500]	<500 [<200– <500]	<200 [<200– <500]
AIDS-related deaths (men, 15+)	<500 [<200– <500]	<500 [<200– <500]	<200 [<200– <500]
<b>People living with HIV</b>			
People living with HIV (all ages)	9400 [7700–11 000]	8700 [7100–11 000]	8800 [7100–11 000]
People living with HIV (0–14)	1200 [1000–1500]	980 [780–1200]	810 [640–1000]
People living with HIV (women, 15+)	4700 [3700–5700]	4400 [3600–5400]	4600 [3700–5800]
People living with HIV (men, 15+)	3500 [2800–4400]	3300 [2700–4000]	3400 [2700–4300]
HIV prevalence (15–49)	1.6 [1.2–1.9]	1.3 [1–1.6]	1.2 [1–1.5]

## LAWS AND POLICIES

Laws criminalizing the transmission of, non-disclosure of or exposure to HIV transmission	Yes
Criminalization of sex work among consenting adults	...
Criminalization of same-sex sexual acts	Laws penalizing same-sex sexual acts have been decriminalized or never existed
Drug use or possession for personal use is an offence	...
Criminalization of transgender people	...
Laws or policies restricting the entry, stay and residence of people living with HIV	No
Parental consent for adolescents to access HIV testing	...
Spousal consent for married women to access sexual and reproductive health services	...
Mandatory HIV testing for marriage, work or residence permits or for certain groups	...

## STIGMA AND DISCRIMINATION

Percentage of women and men aged 15–49 years who report discriminatory attitudes towards people living with HIV

Percentage of people living with HIV denied health services because of their HIV status in the last 12 months

Percentage of people living with HIV who reported a health-care professional told others about their HIV status without their consent

## VIOLENCE

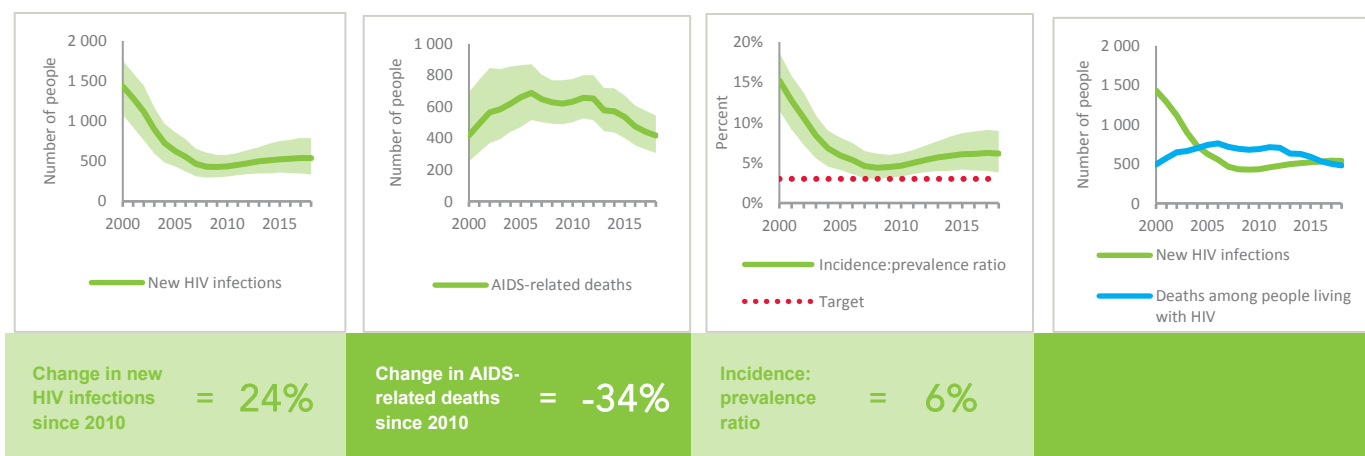
Proportion of ever-married or partnered women aged 15–49 years who experienced physical or sexual violence from a male intimate partner in the past 12 months

## EXPENDITURES

	Financing sources					Total
	Domestic private	Domestic public	International: PEPFAR	International: Global Fund	International: all others	
Last available report: 2014	...	\$274 426	...	\$1 563 399	\$1 045 940	\$2 883 765



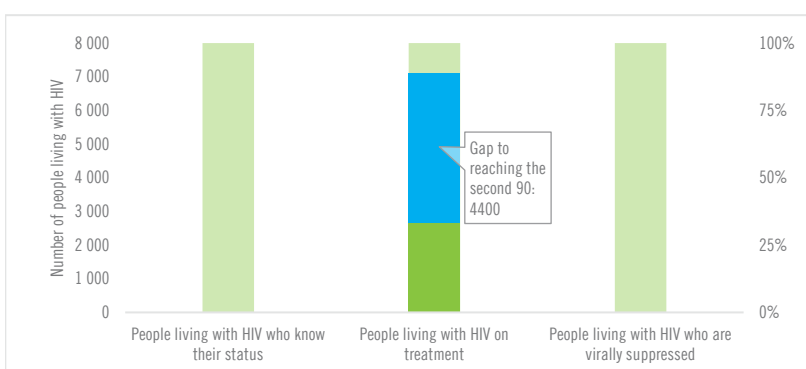
## EPIDEMIC TRANSITION METRICS



## KEY POPULATIONS

	Sex workers	Gay men and other men who have sex with men	People who inject drugs	Transgender people	Prisoners
Estimated size of population	...	...	...	...	...
HIV prevalence	12.9%	...	...	...	...
Know their HIV status	...	...	...	...	...
Antiretroviral therapy coverage	...	...	...	...	...
Condom use	66.4%	...	...	...	...
Coverage of HIV prevention programmes	...	...	...	...	...
Avoidance of health care because of stigma and discrimination	...	...	...	...	...
Expenditures (0)	...	...	...	...	...

## HIV TESTING AND TREATMENT CASCADE



	2010	2018
All ages	...% [...-...%]	30% [25-38%] 2700
Children (0-14)	28% [22-36%]	10% [8-13%] 80
Women (15+)	...% [...-...%]	34% [28-43%] 1600
Men (15+)	...% [...-...%]	30% [24-38%] 1000

## ELIMINATION OF MOTHER-TO-CHILD TRANSMISSION

	2010	2018
Percentage of pregnant women living with HIV accessing antiretroviral medicines	12% [9-16%]	30% [22-39%]
Early infant diagnosis	...% [...-...%]	3.4% [2.6-4.5%]

## HIV COMORBIDITIES

Estimated number of incident tuberculosis cases among people living with HIV (2017)	120 [94-160]
People living with HIV who started TB preventive therapy (2017)	...
Cervical cancer screening of women living with HIV	...
People coinfecting with HIV and hepatitis B virus receiving combined treatment	...
People coinfecting with HIV and hepatitis C virus starting hepatitis C treatment	...

## HIV PREVENTION

Adults aged 15+ years with unsuppressed viral load	...
Knowledge of HIV prevention among young people aged 15-24 years	...
— Women	...
— Men	...
Condom use at last sex with a non-marital, non-cohabiting partner	...
— Women	...
— Men	...
Women aged 15-49 years who have their demand for family planning satisfied by modern methods	...
Men aged 15-49 years who are circumcised	Not applicable
Voluntary medical male circumcisions performed according to national standards	Not applicable
People who received PrEP at least once during the reporting period	...
Harm reduction	...
— Use of sterile injecting equipment at last injection	...
— Needles and syringes distributed per person who injects	...
— Coverage of opioid substitution therapy	...
— Naloxone available (2019)	...
— Safe injection rooms available (2019)	...

## EPIDEMIC ESTIMATES

	2010	2015	2018
<b>New HIV infections</b>			
New HIV infections (all ages)	1200 [1100–1300]	2400 [2200–2600]	3600 [3300–3900]
New HIV infections (0–14)	<100 [<100– <100]	<100 [<100– <200]	<200 [<200– <200]
New HIV infections (women, 15+)	<500 [<500– <500]	670 [610–740]	1000 [910–1100]
New HIV infections (men, 15+)	820 [730–920]	1600 [1400–1800]	2400 [2100–2800]
HIV incidence per 1000 population	0.01 [0.01–0.02]	0.03 [0.02–0.03]	0.04 [0.03–0.04]
<b>AIDS-related deaths</b>			
AIDS-related deaths (all ages)	<200 [<200– <500]	<500 [<500– <500]	<500 [<500–500]
AIDS-related deaths (0–14)	<100 [<100– <100]	<100 [<100– <100]	<100 [<100– <100]
AIDS-related deaths (women, 15+)	<100 [<100– <100]	<100 [<100– <200]	<200 [<100– <200]
AIDS-related deaths (men, 15+)	<200 [<100– <200]	<200 [<200– <500]	<500 [<200– <500]
<b>People living with HIV</b>			
People living with HIV (all ages)	6800 [6100–7400]	14 000 [13 000–15 000]	22 000 [20 000–24 000]
People living with HIV (0–14)	<200 [<200– <200]	<500 [<500– <500]	<500 [<500– <500]
People living with HIV (women, 15+)	1900 [1800–2100]	4100 [3800–4500]	6400 [5900–7000]
People living with HIV (men, 15+)	4700 [4200–5300]	9800 [8600–11 000]	15 000 [13 000–17 000]
HIV prevalence (15–49)	<0.1 [<0.1– <0.1]	<0.1 [<0.1– <0.1]	<0.1 [<0.1– <0.1]

## LAWS AND POLICIES

Laws criminalizing the transmission of, non-disclosure of or exposure to HIV transmission	No, but prosecutions exist based on general criminal laws
Criminalization of sex work among consenting adults	Any criminalization or punitive regulation of sex work
Criminalization of same-sex sexual acts	No specific legislation
Drug use or possession for personal use is an offence	...
Criminalization of transgender people	Neither criminalized nor prosecuted
Laws or policies restricting the entry, stay and residence of people living with HIV	Yes
Parental consent for adolescents to access HIV testing	Yes, for adolescents younger than 18 years
Spousal consent for married women to access sexual and reproductive health services	No
Mandatory HIV testing for marriage, work or residence permits or for certain groups	No

## STIGMA AND DISCRIMINATION

	2005	2014
Percentage of women aged 15–49 years who report discriminatory attitudes towards people living with HIV	87.2	78.8

Percentage of people living with HIV denied health services because of their HIV status in the last 12 months

Percentage of people living with HIV who reported a health-care professional told others about their HIV status without their consent

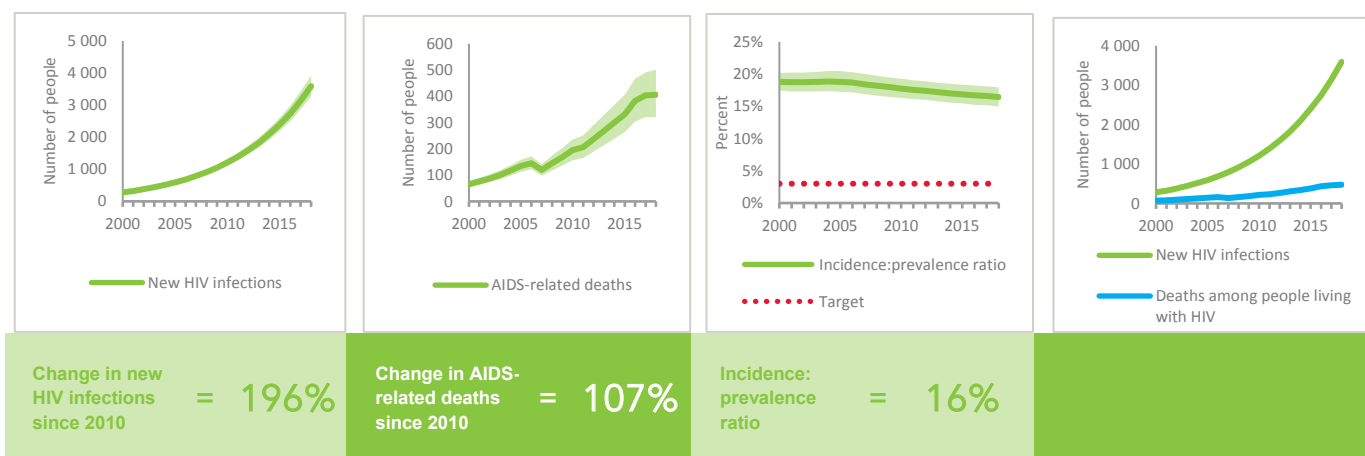
## VIOLENCE

Proportion of ever-married or partnered women aged 15–49 years who experienced physical or sexual violence from a male intimate partner in the past 12 months	14
---	----

## EXPENDITURES

	Financing sources					Total
	Domestic private	Domestic public	International: PEPFAR	International: Global Fund	International: all others	
Last available report: 2008	\$113 715	\$3 793 463	...	\$1 338 706	\$1 432 081	\$7 652 152

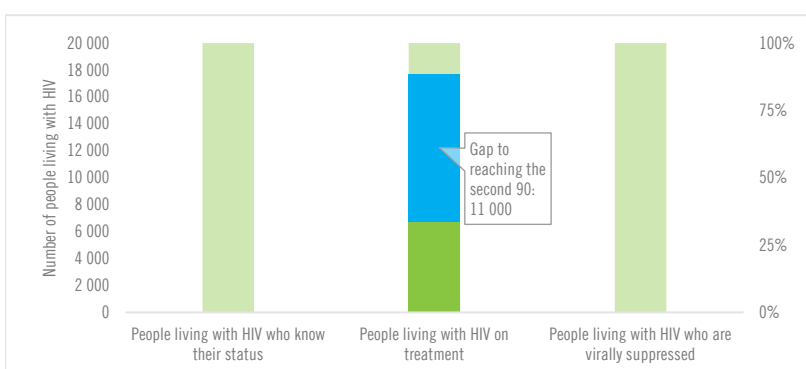
## EPIDEMIC TRANSITION METRICS



## KEY POPULATIONS

	Sex workers	Gay men and other men who have sex with men	People who inject drugs	Transgender people	Prisoners
Estimated size of population	...	...	...	...	...
HIV prevalence	2.8%	6.7%	2.5%	...	...
Know their HIV status	...	96.7%	95.4%	...	...
Antiretroviral therapy coverage	...	...	...	...	...
Condom use	13.9%	38.8%	2.3%	...	...
Coverage of HIV prevention programmes	...	...	...	...	...
Avoidance of health care because of stigma and discrimination	...	...	...	...	...
Expenditures (0)	...	...	...	...	...

## HIV TESTING AND TREATMENT CASCADE



	...	2010	2018
All ages	...% [...-...%]	31% [28-33%] 6700	...
Children (0-14)	...% [...-...%]	39% [36-42%] 180	...
Women (15+)	...% [...-...%]	25% [23-28%] 1600	...
Men (15+)	...% [...-...%]	33% [29-37%] 4900	...

## ELIMINATION OF MOTHER-TO-CHILD TRANSMISSION

	2010	2018
Percentage of pregnant women living with HIV accessing antiretroviral medicines	9% [8-10%]	16% [15-18%]
Early infant diagnosis	5.9% [5.2-6.6%]	12.7% [11.5-14.3%]

## HIV COMORBIDITIES

Estimated number of incident tuberculosis cases among people living with HIV (2017)	53 [34-76]
People living with HIV who started TB preventive therapy (2017)	...
Cervical cancer screening of women living with HIV	...
People coinfecting with HIV and hepatitis B virus receiving combined treatment	...
People coinfecting with HIV and hepatitis C virus starting hepatitis C treatment	...

## HIV PREVENTION

Adults aged 15+ years with unsuppressed viral load	...
Knowledge of HIV prevention among young people aged 15-24 years (2015)	
— Women	4.1%
— Men	6.6%
Condom use at last sex with a non-marital, non-cohabiting partner	
— Women	...
— Men	...
Women aged 15-49 years who have their demand for family planning satisfied by modern methods (2014)	80%
Men aged 15-49 years who are circumcised	Not applicable
Voluntary medical male circumcisions performed according to national standards	Not applicable
People who received PrEP at least once during the reporting period	...
Harm reduction	
— Use of sterile injecting equipment at last injection (2015)	31.5%
— Needles and syringes distributed per person who injects	...
— Coverage of opioid substitution therapy	...
— Naloxone available (2019)	No
— Safe injection rooms available (2019)	No

### EPIDEMIC ESTIMATES

	2010	2015	2018
<b>New HIV infections</b>			
New HIV infections (all ages)	5000 [2800–8400]	4600 [1300–11 000]	4400 [1100–12 000]
New HIV infections (0–14)	<200 [<200– <500]	<200 [<100– <500]	<100 [<100– <500]
New HIV infections (women, 15+)	1000 [600–1900]	1000 [<500–2800]	1000 [<500–3000]
New HIV infections (men, 15+)	3800 [2000–6300]	3400 [1000–8400]	3200 [810–8600]
HIV incidence per 1000 population	0.07 [0.04–0.11]	0.06 [0.02–0.14]	0.05 [0.01–0.15]
<b>AIDS-related deaths</b>			
AIDS-related deaths (all ages)	2400 [1700–3500]	2700 [1800–4200]	2600 [1400–5100]
AIDS-related deaths (0–14)	<100 [<100– <200]	<100 [<100– <200]	<100 [<100– <200]
AIDS-related deaths (women, 15+)	<500 [<500–820]	<500 [<500–810]	<500 [<500–990]
AIDS-related deaths (men, 15+)	1800 [1200–2600]	2100 [1400–3200]	2100 [1100–3900]
<b>People living with HIV</b>			
People living with HIV (all ages)	50 000 [37 000–70 000]	57 000 [36 000–98 000]	61 000 [34 000–120 000]
People living with HIV (0–14)	830 [630–1400]	900 [670–1400]	880 [580–1600]
People living with HIV (women, 15+)	11 000 [8500–16 000]	13 000 [8900–24 000]	15 000 [8900–30 000]
People living with HIV (men, 15+)	38 000 [28 000–53 000]	43 000 [26 000–74 000]	45 000 [24 000–86 000]
HIV prevalence (15–49)	0.1 [<0.1–0.1]	0.1 [<0.1–0.2]	0.1 [<0.1–0.2]

### LAWS AND POLICIES

Laws criminalizing the transmission of, non-disclosure of or exposure to HIV transmission	No
Criminalization of sex work among consenting adults	Any criminalization or punitive regulation of sex work
Criminalization of same-sex sexual acts	Yes, death penalty
Drug use or possession for personal use is an offence	Possession of drugs for personal use or drug use and/or consumption are specified as non-criminal offences
Criminalization of transgender people	Neither criminalized nor prosecuted
Laws or policies restricting the entry, stay and residence of people living with HIV	No
Parental consent for adolescents to access HIV testing	Yes, for adolescents younger than 14 years
Spousal consent for married women to access sexual and reproductive health services	No
Mandatory HIV testing for marriage, work or residence permits or for certain groups	Yes

### STIGMA AND DISCRIMINATION

Percentage of women and men aged 15–49 years who report discriminatory attitudes towards people living with HIV

Percentage of people living with HIV denied health services because of their HIV status in the last 12 months

Percentage of people living with HIV who reported a health-care professional told others about their HIV status without their consent

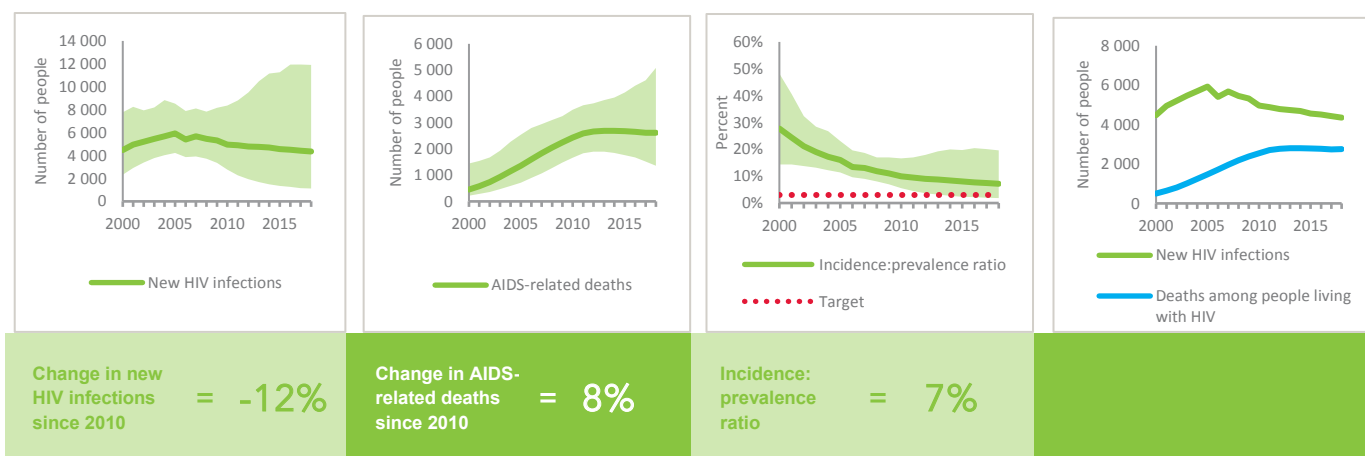
### VIOLENCE

Proportion of ever-married or partnered women aged 15–49 years who experienced physical or sexual violence from a male intimate partner in the past 12 months

### EXPENDITURES

	Financing sources					Total
	Domestic private	Domestic public	International: PEPFAR	International: Global Fund	International: all others	
Last available report: 2012	\$2 093 938	\$69 420 049	...	...	...	\$74 486 120

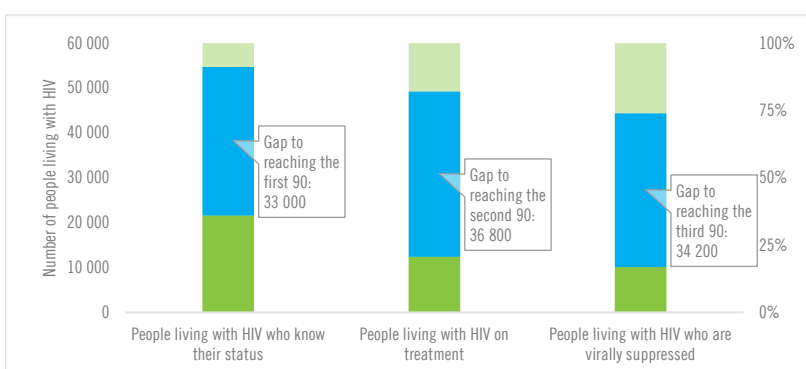
## EPIDEMIC TRANSITION METRICS



## KEY POPULATIONS

	Sex workers	Gay men and other men who have sex with men	People who inject drugs	Transgender people	Prisoners
Estimated size of population	...	...	...	...	211 000
HIV prevalence	2.1%	...	9.3%	1.9%	0.8%
Know their HIV status	70.6%	...	...	...	...
Antiretroviral therapy coverage	...	...	16.7%	...	66.1%
Condom use	59.1%	...	41.8%	42.5%	...
Coverage of HIV prevention programmes	...	...	30.8%	...	...
Avoidance of health care because of stigma and discrimination	...	...	...	...	...
Expenditures (0)	...	...	...	...	...

## HIV TESTING AND TREATMENT CASCADE



	36% [20–69%]	20% [11–39%] 12 400	17% [9–32%]
All ages			
Children (0–14)	70% [46– >95%]	58% [39– >95%] 510	44% [29–82%]
Women (15+)	34% [20–67%]	27% [16–53%] 4100	21% [12–42%]
Men (15+)	35% [19–68%]	17% [9–33%] 7800	15% [8–28%]

## ELIMINATION OF MOTHER-TO-CHILD TRANSMISSION

	2010	2018
Percentage of pregnant women living with HIV accessing antiretroviral medicines	15% [12–23%]	81% [41– >95%]
Early infant diagnosis	14.3% [9.4–18.2%]	39.8% [18.1–78.8%]

## HIV COMORBIDITIES

Estimated number of incident tuberculosis cases among people living with HIV (2017)	300 [200–430]
People living with HIV who started TB preventive therapy (2017)	10.3%
Women who tested positive for HIV among those screened for cervical cancer (programme data) (2018)	5.9%
People coinfecting with HIV and hepatitis B virus receiving combined treatment (2017)	100%
People coinfecting with HIV and hepatitis C virus starting hepatitis C treatment	...

## HIV PREVENTION

Adults aged 15+ years with unsuppressed viral load	<0.1%
Knowledge of HIV prevention among young people aged 15–24 years	...
— Women	...
— Men	...
Condom use at last sex with a non-marital, non-cohabiting partner	...
— Women	...
— Men	...
Women aged 15–49 years who have their demand for family planning satisfied by modern methods	...
Men aged 15–49 years who are circumcised	Not applicable
Voluntary medical male circumcisions performed according to national standards	Not applicable
People who received PrEP at least once during the reporting period	...
Harm reduction	
— Use of sterile injecting equipment at last injection (2014)	81.6%
— Needles and syringes distributed per person who injects (2018)	48
— Coverage of opioid substitution therapy (2018)	11.7%
— Naloxone available (2019)	Yes
— Safe injection rooms available (2019)	No

EPIDEMIC ESTIMATES

	2010	2015	2018
<b>New HIV infections</b>			
New HIV infections (all ages)	<100 [<100- <100]	<100 [<100- <100]	<100 [<100- <100]
New HIV infections (0–14)	... [...-...]	... [...-...]	... [...-...]
New HIV infections (women, 15+)	<100 [<100- <100]	<100 [<100- <100]	<100 [<100- <100]
New HIV infections (men, 15+)	<100 [<100- <100]	<100 [<100- <100]	<100 [<100- <100]
HIV incidence per 1000 population	<0.01 [ $<0.01- <0.01$ ]	<0.01 [ $<0.01- <0.01$ ]	<0.01 [ $<0.01- <0.01$ ]
<b>AIDS-related deaths</b>			
AIDS-related deaths (all ages)	<100 [<100- <100]	<100 [<100- <100]	<100 [<100- <100]
AIDS-related deaths (0–14)	... [...-...]	... [...-...]	... [...-...]
AIDS-related deaths (women, 15+)	<100 [<100- <100]	<100 [<100- <100]	<100 [<100- <100]
AIDS-related deaths (men, 15+)	<100 [<100- <100]	<100 [<100- <100]	<100 [<100- <100]
<b>People living with HIV</b>			
People living with HIV (all ages)	<200 [<200- <500]	<500 [<500- <500]	<500 [<500- <500]
People living with HIV (0–14)	... [...-...]	... [...-...]	... [...-...]
People living with HIV (women, 15+)	<100 [<100- <100]	<100 [<100- <100]	<100 [<100- <100]
People living with HIV (men, 15+)	<200 [<200- <200]	<500 [<500- <500]	<500 [<500- <500]
HIV prevalence (15–49)	<0.1 [ $<0.1- <0.1$ ]	<0.1 [ $<0.1- <0.1$ ]	<0.1 [ $<0.1- <0.1$ ]

LAWS AND POLICIES

Laws criminalizing the transmission of, non-disclosure of or exposure to HIV transmission	...
Criminalization of sex work among consenting adults	...
Criminalization of same-sex sexual acts	Laws penalizing same-sex sexual acts have been decriminalized or never existed
Drug use or possession for personal use is an offence	...
Criminalization of transgender people	...
Laws or policies restricting the entry, stay and residence of people living with HIV	Yes
Parental consent for adolescents to access HIV testing	...
Spousal consent for married women to access sexual and reproductive health services	...
Mandatory HIV testing for marriage, work or residence permits or for certain groups	...

STIGMA AND DISCRIMINATION

Percentage of women and men aged 15–49 years who report discriminatory attitudes towards people living with HIV

Percentage of people living with HIV denied health services because of their HIV status in the last 12 months

Percentage of people living with HIV who reported a health-care professional told others about their HIV status without their consent

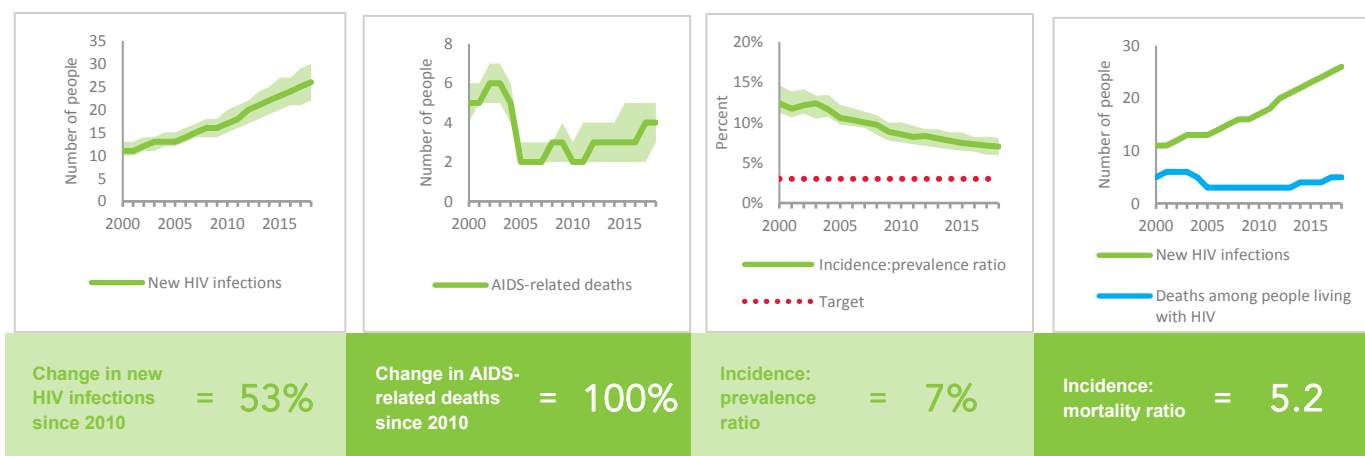
VIOLENCE

	2012	2018
Proportion of ever-married or partnered women aged 15–49 years who experienced physical or sexual violence from a male intimate partner in the past 12 months	14.1	13.8

EXPENDITURES

	Financing sources					Total
	Domestic private	Domestic public	International: PEPFAR	International: Global Fund	International: all others	
Last available report: 2013	...	\$1 000 000	...	\$79 616	...	\$1 079 616

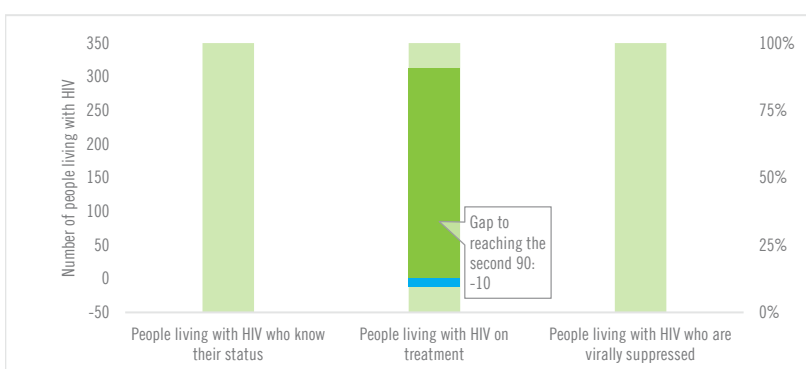
## EPIDEMIC TRANSITION METRICS



## KEY POPULATIONS

	Sex workers	Gay men and other men who have sex with men	People who inject drugs	Transgender people	Prisoners
Estimated size of population	...	...	...	...	...
HIV prevalence	...	...	...	...	0.0%
Know their HIV status	...	...	...	...	...
Antiretroviral therapy coverage	...	...	...	...	...
Condom use	...	...	...	...	...
Coverage of HIV prevention programmes	...	...	...	...	...
Avoidance of health care because of stigma and discrimination	...	...	...	...	...
Expenditures (0)	...	...	...	...	...

## HIV TESTING AND TREATMENT CASCADE



	...	84% [76–95%] 310	...
All ages	...% [...–...%]		...% [...–...%]
Children (0–14)	...% [...–...%]	...% [...–...%] ...	...% [...–...%]
Women (15+)	...% [...–...%]	75% [68–85%] 50	...% [...–...%]
Men (15+)	...% [...–...%]	87% [78–>95%] 270	...% [...–...%]

## ELIMINATION OF MOTHER-TO-CHILD TRANSMISSION

	2010	2018
Percentage of pregnant women living with HIV accessing antiretroviral medicines	...% [...–...%]	...% [...–...%]
Early infant diagnosis	...% [...–...%]	...% [...–...%]

## HIV COMORBIDITIES

Estimated number of incident tuberculosis cases among people living with HIV (2017)	0 [0–0]
People living with HIV who started TB preventive therapy (2017)	...
Cervical cancer screening of women living with HIV	...
People coinfecting with HIV and hepatitis B virus receiving combined treatment	...
People coinfecting with HIV and hepatitis C virus starting hepatitis C treatment (2017)	0%

## HIV PREVENTION

Adults aged 15+ years with unsuppressed viral load	...
Knowledge of HIV prevention among young people aged 15–24 years (2017)	
— Women	6.6%
— Men	8.1%
Condom use at last sex with a non-marital, non-cohabiting partner	
— Women	...
— Men	...
Women aged 15–49 years who have their demand for family planning satisfied by modern methods	...
Men aged 15–49 years who are circumcised	Not applicable
Voluntary medical male circumcisions performed according to national standards	Not applicable
People who received PrEP at least once during the reporting period	...
Harm reduction	
— Use of sterile injecting equipment at last injection	...
— Needles and syringes distributed per person who injects	...
— Coverage of opioid substitution therapy	...
— Naloxone available (2019)	...
— Safe injection rooms available (2019)	...

EPIDEMIC ESTIMATES

	2010	2015	2018
<b>New HIV infections</b>			
New HIV infections (all ages)	<100 [<100- <100]	<100 [<100- <100]	<100 [<100- <100]
New HIV infections (0–14)	... [...-...]	... [...-...]	... [...-...]
New HIV infections (women, 15+)	<100 [<100- <100]	<100 [<100- <100]	<100 [<100- <100]
New HIV infections (men, 15+)	<100 [<100- <100]	<100 [<100- <100]	<100 [<100- <100]
HIV incidence per 1000 population	0.03 [0.03–0.04]	0.04 [0.03–0.04]	0.04 [0.03–0.04]
<b>AIDS-related deaths</b>			
AIDS-related deaths (all ages)	<100 [<100- <100]	<100 [<100- <100]	<100 [<100- <100]
AIDS-related deaths (0–14)	... [...-...]	... [...-...]	... [...-...]
AIDS-related deaths (women, 15+)	<100 [<100- <100]	<100 [<100- <100]	<100 [<100- <100]
AIDS-related deaths (men, 15+)	<100 [<100- <100]	<100 [<100- <100]	<100 [<100- <100]
<b>People living with HIV</b>			
People living with HIV (all ages)	<500 [<500- <500]	540 [<500–580]	640 [580–700]
People living with HIV (0–14)	... [...-...]	... [...-...]	... [...-...]
People living with HIV (women, 15+)	<200 [<100- <200]	<200 [<200- <200]	<200 [<200- <500]
People living with HIV (men, 15+)	<500 [<500- <500]	<500 [<500- <500]	<500 [<500- <500]
HIV prevalence (15–49)	<0.1 [<0.1- <0.1]	<0.1 [<0.1- <0.1]	<0.1 [<0.1- <0.1]

LAWS AND POLICIES

Laws criminalizing the transmission of, non-disclosure of or exposure to HIV transmission	...
Criminalization of sex work among consenting adults	...
Criminalization of same-sex sexual acts	Yes, imprisonment (up to 14 years)
Drug use or possession for personal use is an offence	...
Criminalization of transgender people	...
Laws or policies restricting the entry, stay and residence of people living with HIV	Yes
Parental consent for adolescents to access HIV testing	...
Spousal consent for married women to access sexual and reproductive health services	...
Mandatory HIV testing for marriage, work or residence permits or for certain groups	...

STIGMA AND DISCRIMINATION

Percentage of women and men aged 15–49 years who report discriminatory attitudes towards people living with HIV

Percentage of people living with HIV denied health services because of their HIV status in the last 12 months

Percentage of people living with HIV who reported a health-care professional told others about their HIV status without their consent

VIOLENCE

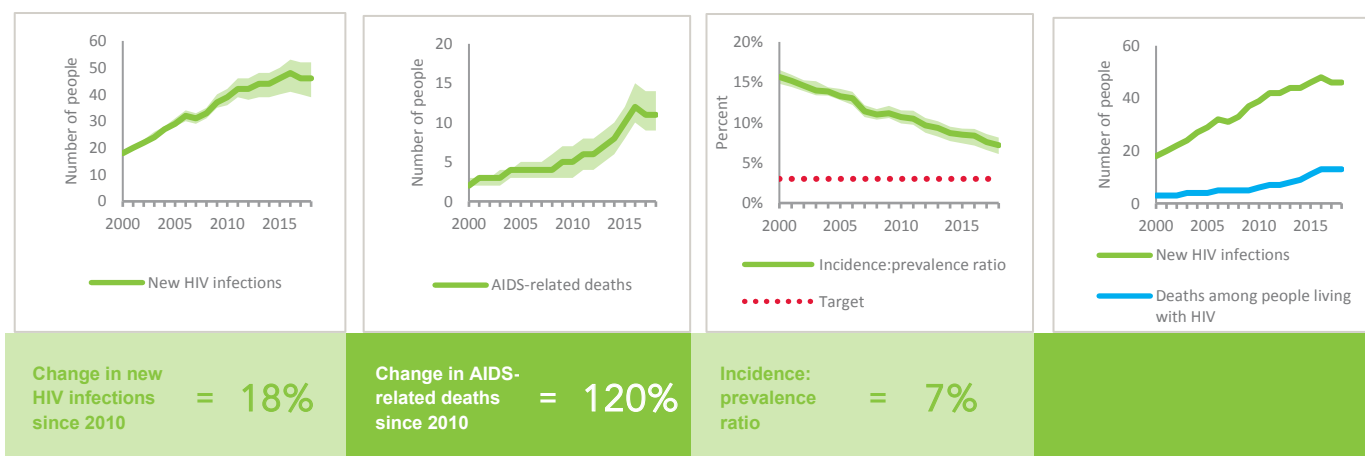
Proportion of ever-married or partnered women aged 15–49 years who experienced physical or sexual violence from a male intimate partner in the past 12 months

EXPENDITURES

	Financing sources					Total
	Domestic private	Domestic public	International: PEPFAR	International: Global Fund	International: all others	
Last available report: 2016	...	\$32 383 674	...	...	...	\$32 383 674



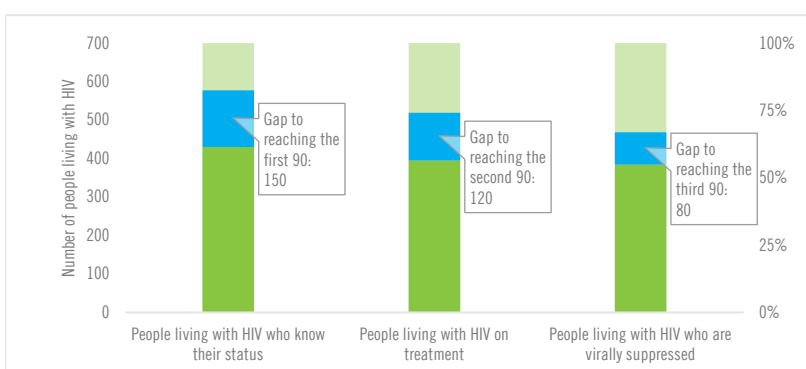
## EPIDEMIC TRANSITION METRICS



## KEY POPULATIONS

	Sex workers	Gay men and other men who have sex with men	People who inject drugs	Transgender people	Prisoners
Estimated size of population	...	...	...	...	5200
HIV prevalence	...	...	0.1%	...	0.1%
Know their HIV status	...	...	100%	...	...
Antiretroviral therapy coverage	...	...	...	...	...
Condom use	...	...	...	...	...
Coverage of HIV prevention programmes	...	...	...	...	...
Avoidance of health care because of stigma and discrimination	...	...	...	...	...
Expenditures (2016)	\$0	\$0	\$0	...	...

## HIV TESTING AND TREATMENT CASCADE



	67% [60–73%]	62% [55–67%] 400	60% [54–65%] 300
All ages	67% [60–73%]	62% [55–67%] 400	60% [54–65%] 300
Children (0–14)	...% [...–...%]	...% [...–...%] ...	...% [...–...%]
Women (15+)	58% [52–64%]	52% [47–57%] 100	51% [46–56%]
Men (15+)	70% [63–76%]	65% [59–71%] 300	63% [57–69%]

## ELIMINATION OF MOTHER-TO-CHILD TRANSMISSION

	2010	2018
Percentage of pregnant women living with HIV accessing antiretroviral medicines	...% [...–...%]	...% [...–...%]
Early infant diagnosis	...% [...–...%]	...% [...–...%]

## HIV COMORBIDITIES

Estimated number of incident tuberculosis cases among people living with HIV (2017)	5 [3–7]
People living with HIV who started TB preventive therapy (2017)	9.3%
Women who tested positive for HIV among those screened for cervical cancer (programme data) (2017)	65.5%
People coinfecting with HIV and hepatitis B virus receiving combined treatment (2018)	100%
People coinfecting with HIV and hepatitis C virus starting hepatitis C treatment (2018)	0%

## HIV PREVENTION

Adults aged 15+ years with unsuppressed viral load	<0.1%
Knowledge of HIV prevention among young people aged 15–24 years	...
— Women	...
— Men	...
Condom use at last sex with a non-marital, non-cohabiting partner	...
— Women	...
— Men	...
Women aged 15–49 years who have their demand for family planning satisfied by modern methods	...
Men aged 15–49 years who are circumcised	Not applicable
Voluntary medical male circumcisions performed according to national standards	Not applicable
People who received PrEP at least once during the reporting period (2018)	41
Harm reduction	...
— Use of sterile injecting equipment at last injection	...
— Needles and syringes distributed per person who injects	...
— Coverage of opioid substitution therapy	...
— Naloxone available (2019)	...
— Safe injection rooms available (2019)	...

## EPIDEMIC ESTIMATES

	2010	2015	2018
<b>New HIV infections</b>			
New HIV infections (all ages)	<200 [<100– <200]	<200 [<200– <200]	<200 [<200– <200]
New HIV infections (0–14)	... [...–...]	... [...–...]	... [...–...]
New HIV infections (women, 15+)	<100 [<100– <100]	<100 [<100– <100]	<100 [<100– <100]
New HIV infections (men, 15+)	<100 [<100– <200]	<200 [<100– <200]	<200 [<200– <200]
HIV incidence per 1000 population	0.03 [0.02–0.03]	0.02 [0.02–0.03]	0.02 [0.02–0.03]
<b>AIDS-related deaths</b>			
AIDS-related deaths (all ages)	<100 [<100– <100]	<100 [<100– <100]	<100 [<100– <100]
AIDS-related deaths (0–14)	... [...–...]	... [...–...]	... [...–...]
AIDS-related deaths (women, 15+)	<100 [<100– <100]	<100 [<100– <100]	<100 [<100– <100]
AIDS-related deaths (men, 15+)	<100 [<100– <100]	<100 [<100– <100]	<100 [<100– <100]
<b>People living with HIV</b>			
People living with HIV (all ages)	1600 [1400–1800]	2300 [2000–2500]	2500 [2200–2800]
People living with HIV (0–14)	... [...–...]	... [...–...]	... [...–...]
People living with HIV (women, 15+)	<500 [<500– <500]	<500 [<500– <500]	<500 [<500– <500]
People living with HIV (men, 15+)	1200 [1100–1400]	1800 [1600–2100]	2100 [1800–2300]
HIV prevalence (15–49)	<0.1 [<0.1– <0.1]	<0.1 [<0.1– <0.1]	<0.1 [<0.1– <0.1]

## LAWS AND POLICIES

Laws criminalizing the transmission of, non-disclosure of or exposure to HIV transmission	...
Criminalization of sex work among consenting adults	...
Criminalization of same-sex sexual acts	Yes, imprisonment (up to 14 years)
Drug use or possession for personal use is an offence	...
Criminalization of transgender people	...
Laws or policies restricting the entry, stay and residence of people living with HIV	Yes
Parental consent for adolescents to access HIV testing	...
Spousal consent for married women to access sexual and reproductive health services	...
Mandatory HIV testing for marriage, work or residence permits or for certain groups	...

## STIGMA AND DISCRIMINATION

Percentage of women and men aged 15–49 years who report discriminatory attitudes towards people living with HIV

Percentage of people living with HIV denied health services because of their HIV status in the last 12 months

Percentage of people living with HIV who reported a health-care professional told others about their HIV status without their consent

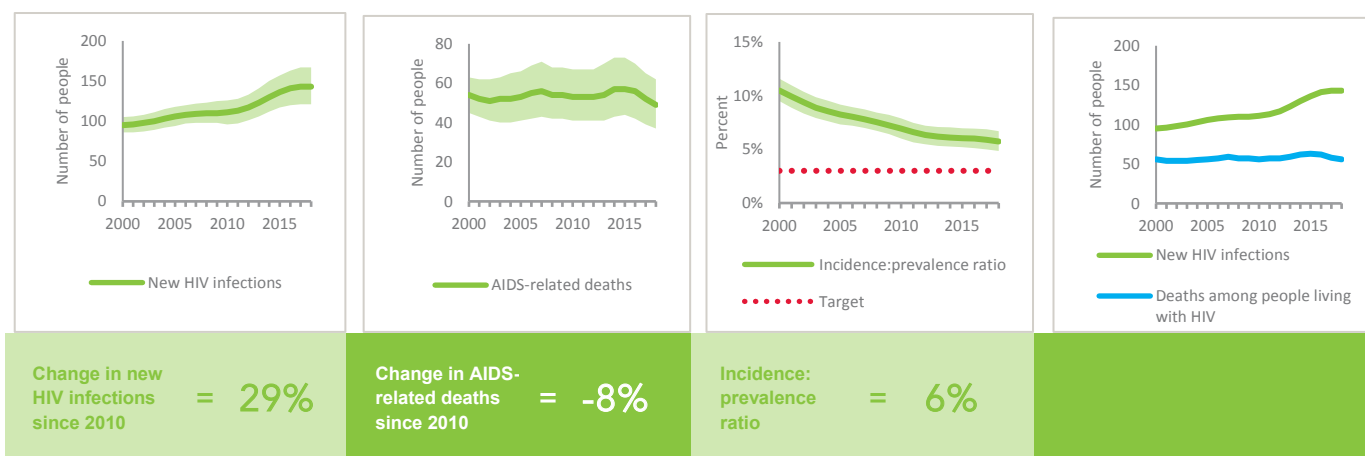
## VIOLENCE

Proportion of ever-married or partnered women aged 15–49 years who experienced physical or sexual violence from a male intimate partner in the past 12 months

## EXPENDITURES

	Financing sources					Total
	Domestic private	Domestic public	International: PEPFAR	International: Global Fund	International: all others	
Last available report: 2017	...	...	...	\$510 000	\$269 241	\$779 241

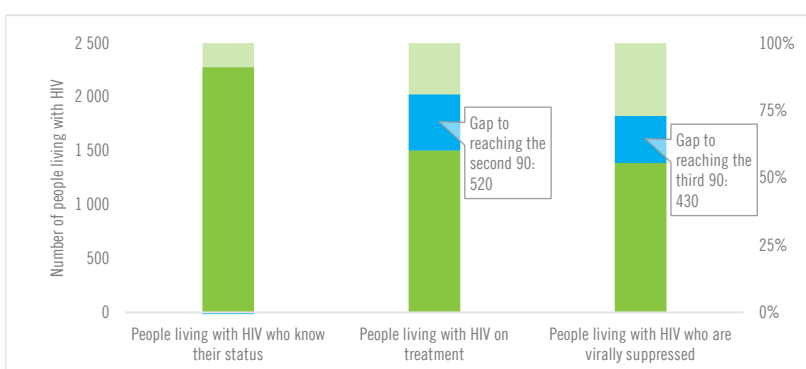
## EPIDEMIC TRANSITION METRICS



## KEY POPULATIONS

	Sex workers	Gay men and other men who have sex with men	People who inject drugs	Transgender people	Prisoners
Estimated size of population	...	17 000	...	...	...
HIV prevalence	0.0%	1.9%	0.9%	...	0.1%
Know their HIV status	...	92.3%	...	...	...
Antiretroviral therapy coverage	...	...	...	...	...
Condom use	79.2%	44.9%	...	...	...
Coverage of HIV prevention programmes	...	...	...	...	...
Avoidance of health care because of stigma and discrimination	...	...	...	...	...
Expenditures (2017)	\$0	\$0	\$0	...	...

## HIV TESTING AND TREATMENT CASCADE



	91% [80– >95%]	60% [53–67%] 1500	56% [49–62%]
All ages			
Children (0–14)	...% [...–...%]	...% [...–...%] ...	...% [...–...%]
Women (15+)	77% [69–85%]	37% [33–41%] 150	37% [33–41%]
Men (15+)	95% [83– >95%]	65% [57–73%] 1400	59% [52–67%]

## ELIMINATION OF MOTHER-TO-CHILD TRANSMISSION

	2010	2018
Percentage of pregnant women living with HIV accessing antiretroviral medicines	...% [...–...%]	...% [...–...%]
Early infant diagnosis	...% [...–...%]	...% [...–...%]

## HIV COMORBIDITIES

Estimated number of incident tuberculosis cases among people living with HIV (2017)	5 [4–6]
People living with HIV who started TB preventive therapy (2017)	0.5%
Cervical cancer screening of women living with HIV	...
People coinfecting with HIV and hepatitis B virus receiving combined treatment	...
People coinfecting with HIV and hepatitis C virus starting hepatitis C treatment (2017)	100%

## HIV PREVENTION

Adults aged 15+ years with unsuppressed viral load	<0.1%
Knowledge of HIV prevention among young people aged 15–24 years	
— Women	...
— Men	...
Condom use at last sex with a non-marital, non-cohabiting partner	
— Women	...
— Men	...
Women aged 15–49 years who have their demand for family planning satisfied by modern methods	...
Men aged 15–49 years who are circumcised	Not applicable
Voluntary medical male circumcisions performed according to national standards	Not applicable
People who received PrEP at least once during the reporting period	...
Harm reduction	
— Use of sterile injecting equipment at last injection (2014)	98.5%
— Needles and syringes distributed per person who injects	...
— Coverage of opioid substitution therapy (2015)	49.7%
— Naloxone available (2019)	...
— Safe injection rooms available (2019)	...

## EPIDEMIC ESTIMATES

	2010	2015	2018
<b>New HIV infections</b>			
New HIV infections (all ages)	790 [740–850]	610 [560–670]	<500 [<500–500]
New HIV infections (0–14)	<100 [<100– <100]	<100 [<100– <100]	<100 [<100– <100]
New HIV infections (women, 15+)	<500 [<200– <500]	<200 [<200– <200]	<200 [<200– <200]
New HIV infections (men, 15+)	540 [<500–590]	<500 [<500– <500]	<500 [<500– <500]
HIV incidence per 1000 population	0.13 [0.12–0.14]	0.1 [0.09–0.11]	0.07 [0.06–0.08]
<b>AIDS-related deaths</b>			
AIDS-related deaths (all ages)	<100 [<100– <200]	<200 [<100– <200]	<200 [<200– <200]
AIDS-related deaths (0–14)	<100 [<100– <100]	<100 [<100– <100]	<100 [<100– <100]
AIDS-related deaths (women, 15+)	<100 [<100– <100]	<100 [<100– <100]	<100 [<100– <100]
AIDS-related deaths (men, 15+)	<100 [<100– <100]	<100 [<100– <100]	<100 [<100– <200]
<b>People living with HIV</b>			
People living with HIV (all ages)	6100 [5600–6500]	8200 [7400–9000]	9200 [8300–10 000]
People living with HIV (0–14)	<200 [<200– <200]	<500 [<500– <500]	<500 [<500– <500]
People living with HIV (women, 15+)	1700 [1600–1800]	2300 [2100–2500]	2700 [2400–2900]
People living with HIV (men, 15+)	4200 [3900–4600]	5600 [5000–6300]	6300 [5600–7000]
HIV prevalence (15–49)	0.2 [0.1–0.2]	0.2 [0.2–0.2]	0.2 [0.2–0.2]

## LAWS AND POLICIES

Laws criminalizing the transmission of, non-disclosure of or exposure to HIV transmission	...
Criminalization of sex work among consenting adults	Any criminalization or punitive regulation of sex work
Criminalization of same-sex sexual acts	Yes, imprisonment (up to 14 years)
Drug use or possession for personal use is an offence	The law allows possession of a certain amount of drugs
Criminalization of transgender people	Both criminalized and prosecuted
Laws or policies restricting the entry, stay and residence of people living with HIV	No
Parental consent for adolescents to access HIV testing	No
Spousal consent for married women to access sexual and reproductive health services	...
Mandatory HIV testing for marriage, work or residence permits or for certain groups	Yes

## STIGMA AND DISCRIMINATION

Percentage of women and men aged 15–49 years who report discriminatory attitudes towards people living with HIV

Percentage of people living with HIV denied health services because of their HIV status in the last 12 months

Percentage of people living with HIV who reported a health-care professional told others about their HIV status without their consent

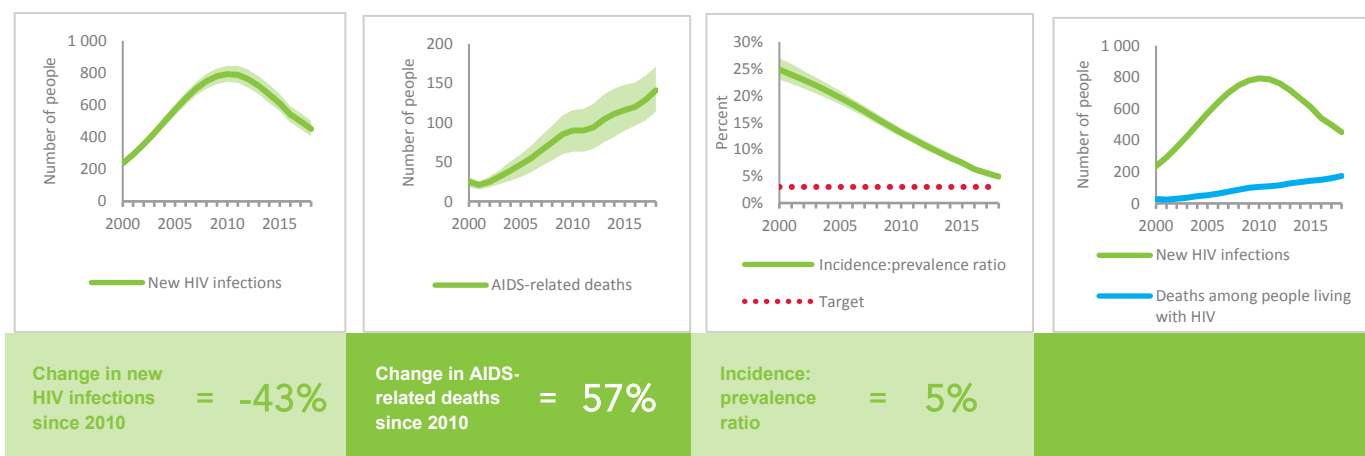
## VIOLENCE

Proportion of ever-married or partnered women aged 15–49 years who experienced physical or sexual violence from a male intimate partner in the past 12 months

## EXPENDITURES

	Financing sources					Total
	Domestic private	Domestic public	International: PEPFAR	International: Global Fund	International: all others	
Last available report:	...	...	...	...	...	...

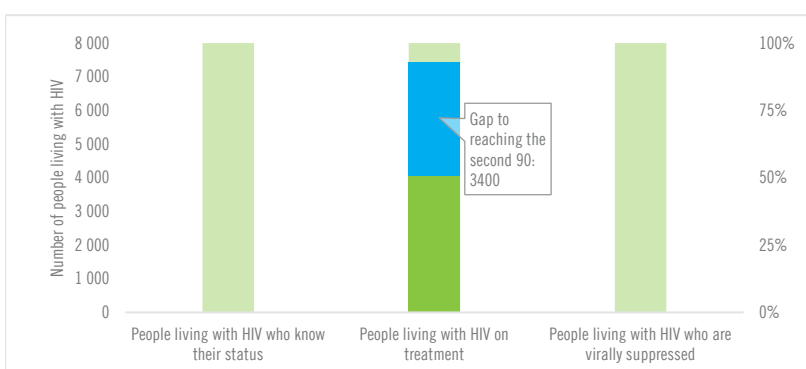
## EPIDEMIC TRANSITION METRICS



## KEY POPULATIONS

	Sex workers	Gay men and other men who have sex with men	People who inject drugs	Transgender people	Prisoners
Estimated size of population	...	...	...	...	...
HIV prevalence	...	...	...	...	...
Know their HIV status	...	...	...	...	...
Antiretroviral therapy coverage	...	...	...	...	...
Condom use	...	...	...	...	...
Coverage of HIV prevention programmes	...	...	...	...	...
Avoidance of health care because of stigma and discrimination	...	...	...	...	...
Expenditures (0)	...	...	...	...	...

## HIV TESTING AND TREATMENT CASCADE



	...	44% [40–49%] 4100	...
All ages	...% [...–...%]	44% [40–49%] 4100	...% [...–...%]
Children (0–14)	...% [...–...%]	33% [30–35%] 80	...% [...–...%]
Women (15+)	...% [...–...%]	47% [43–52%] 1300	...% [...–...%]
Men (15+)	...% [...–...%]	43% [38–48%] 2700	...% [...–...%]

## ELIMINATION OF MOTHER-TO-CHILD TRANSMISSION

	2010	2018
Percentage of pregnant women living with HIV accessing antiretroviral medicines	0% [0–0%]	63% [56–69%]
Early infant diagnosis	...% [...–...%]	45.1% [41.1–50.5%]

## HIV COMORBIDITIES

Estimated number of incident tuberculosis cases among people living with HIV (2017)	65 [41–96]
People living with HIV who started TB preventive therapy (2017)	...
Cervical cancer screening of women living with HIV	...
People coinfecting with HIV and hepatitis B virus receiving combined treatment (2017)	100%
People coinfecting with HIV and hepatitis C virus starting hepatitis C treatment (2017)	100%

## HIV PREVENTION

Adults aged 15+ years with unsuppressed viral load	...
Knowledge of HIV prevention among young people aged 15–24 years	...
— Women	...
— Men	...
Condom use at last sex with a non-marital, non-cohabiting partner	...
— Women	...
— Men	...
Women aged 15–49 years who have their demand for family planning satisfied by modern methods	...
Men aged 15–49 years who are circumcised	Not applicable
Voluntary medical male circumcisions performed according to national standards	Not applicable
People who received PrEP at least once during the reporting period	...
Harm reduction	...
— Use of sterile injecting equipment at last injection	...
— Needles and syringes distributed per person who injects	...
— Coverage of opioid substitution therapy	...
— Naloxone available (2019)	...
— Safe injection rooms available (2019)	...

## EPIDEMIC ESTIMATES

	2010	2015	2018
<b>New HIV infections</b>			
New HIV infections (all ages)	1200 [850–1800]	1000 [710–1600]	900 [620–1400]
New HIV infections (0–14)	<100 [<100– <200]	<100 [<100– <200]	<100 [<100– <100]
New HIV infections (women, 15+)	<500 [<500–650]	<500 [<500–550]	<500 [<500– <500]
New HIV infections (men, 15+)	700 [<500–1000]	590 [<500–910]	530 [<500–810]
HIV incidence per 1000 population	0.04 [0.03–0.06]	0.03 [0.02–0.05]	0.03 [0.02–0.04]
<b>AIDS-related deaths</b>			
AIDS-related deaths (all ages)	550 [<500–840]	<500 [<500–670]	<500 [<500–600]
AIDS-related deaths (0–14)	<100 [<100– <100]	<100 [<100– <100]	<100 [<100– <100]
AIDS-related deaths (women, 15+)	<200 [<200– <500]	<100 [<100– <200]	<100 [<100– <200]
AIDS-related deaths (men, 15+)	<500 [<500–510]	<500 [<200– <500]	<500 [<200– <500]
<b>People living with HIV</b>			
People living with HIV (all ages)	17 000 [13 000–22 000]	20 000 [16 000–26 000]	21 000 [17 000–28 000]
People living with HIV (0–14)	<500 [<500–580]	510 [<500–710]	560 [<500–770]
People living with HIV (women, 15+)	6500 [5300–8500]	7800 [6300–10 000]	8500 [6900–11 000]
People living with HIV (men, 15+)	9800 [7700–13 000]	11 000 [8800–15 000]	12 000 [9400–16 000]
HIV prevalence (15–49)	<0.1 [<0.1–0.1]	<0.1 [<0.1–0.1]	<0.1 [<0.1–0.1]

## LAWS AND POLICIES

Laws criminalizing the transmission of, non-disclosure of or exposure to HIV transmission	No
Criminalization of sex work among consenting adults	Any criminalization or punitive regulation of sex work
Criminalization of same-sex sexual acts	Yes, imprisonment (up to 14 years)
Drug use or possession for personal use is an offence	Possession of drugs for personal use or drug use and/or consumption are specified as criminal offences
Criminalization of transgender people	Both criminalized and prosecuted
Laws or policies restricting the entry, stay and residence of people living with HIV	No
Parental consent for adolescents to access HIV testing	Yes, for adolescents younger than 18 years
Spousal consent for married women to access sexual and reproductive health services	No
Mandatory HIV testing for marriage, work or residence permits or for certain groups	Yes

## STIGMA AND DISCRIMINATION

Percentage of women and men aged 15–49 years who report discriminatory attitudes towards people living with HIV

Percentage of people living with HIV denied health services because of their HIV status in the last 12 months

**2017**  
41.2

Percentage of people living with HIV who reported a health-care professional told others about their HIV status without their consent

**2017**  
15.5

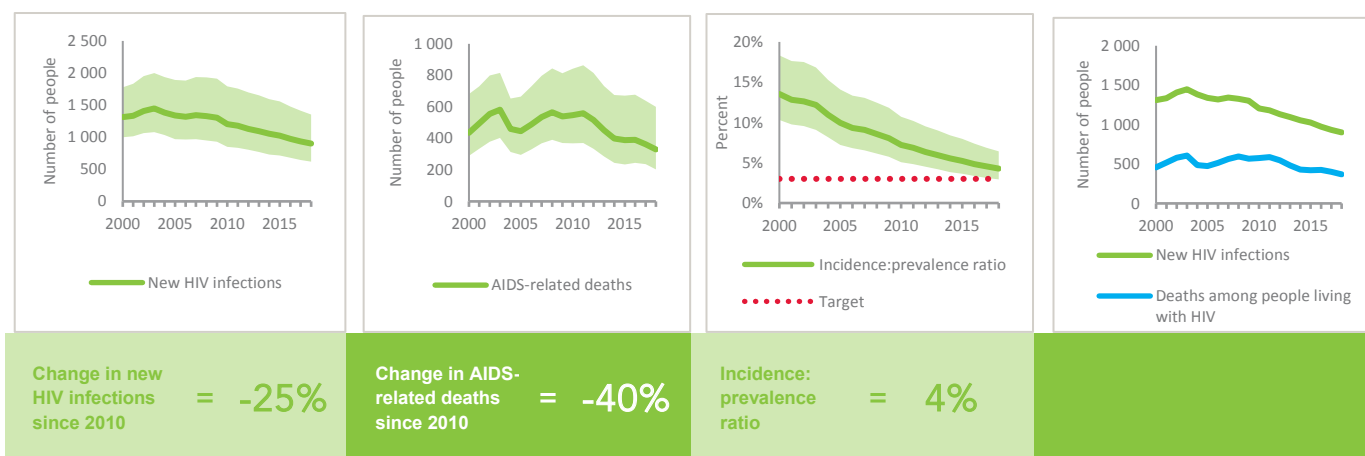
## VIOLENCE

Proportion of ever-married or partnered women aged 15–49 years who experienced physical or sexual violence from a male intimate partner in the past 12 months

## EXPENDITURES

	Financing sources					Total
	Domestic private	Domestic public	International: PEPFAR	International: Global Fund	International: all others	
Last available report: 2017	\$1 493 732	\$18 244 377	...	...	...	\$39 062 783

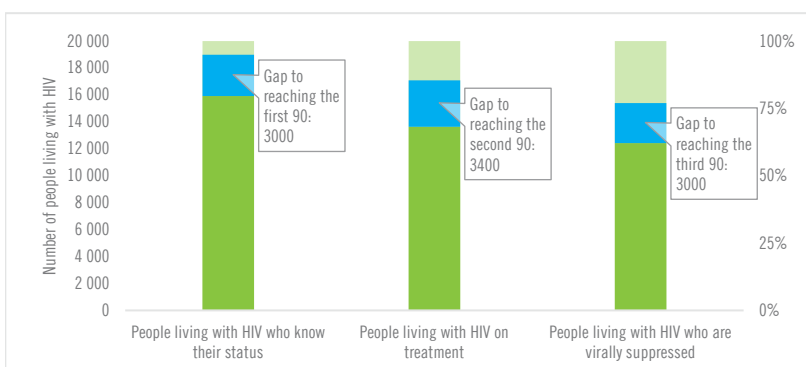
## EPIDEMIC TRANSITION METRICS



## KEY POPULATIONS

	Sex workers	Gay men and other men who have sex with men	People who inject drugs	Transgender people	Prisoners
Estimated size of population	...	...	...	...	84 000
HIV prevalence	1.3%	5.9%	7.1%	...	0.3%
Know their HIV status	40.1%	58.1%	36.1%	...	...
Antiretroviral therapy coverage	...	...	...	...	...
Condom use	52.3%	51.8%	44.6%	...	...
Coverage of HIV prevention programmes	62.7%	48.6%	45.4%	...	...
Avoidance of health care because of stigma and discrimination	...	7.9%	29.9%	...	...
Expenditures (2017)	\$0	\$0	\$0	...	...

## HIV TESTING AND TREATMENT CASCADE



	76% [60– >95%]	65% [52–86%] 13 600	59% [47–78%]
All ages			
Children (0–14)	>95% [72– >95%]	>95% [88– >95%] 670	>95% [80– >95%]
Women (15+)	90% [73– >95%]	76% [62– >95%] 6500	69% [56–91%]
Men (15+)	64% [50–86%]	54% [42–72%] 6500	49% [39–66%]

## ELIMINATION OF MOTHER-TO-CHILD TRANSMISSION

	2010	2018
Percentage of pregnant women living with HIV accessing antiretroviral medicines	39% [30–53%]	61% [50–78%]
Early infant diagnosis	17.4% [12.8–22.7%]	...% [...–...%]

## HIV COMORBIDITIES

Estimated number of incident tuberculosis cases among people living with HIV (2017)	380 [240–540]
People living with HIV who started TB preventive therapy (2017)	...
Cervical cancer screening of women living with HIV	...
People coinfecting with HIV and hepatitis B virus receiving combined treatment	...
People coinfecting with HIV and hepatitis C virus starting hepatitis C treatment	...

## HIV PREVENTION

Adults aged 15+ years with unsuppressed viral load	<0.1%
Knowledge of HIV prevention among young people aged 15–24 years	
— Women	...
— Men	...
Condom use at last sex with a non-marital, non-cohabiting partner	
— Women	...
— Men	...
Women aged 15–49 years who have their demand for family planning satisfied by modern methods	...
Men aged 15–49 years who are circumcised	Not applicable
Voluntary medical male circumcisions performed according to national standards	Not applicable
People who received PrEP at least once during the reporting period (2018)	119
Harm reduction	
— Use of sterile injecting equipment at last injection (2017)	92.1%
— Needles and syringes distributed per person who injects (2018)	109
— Coverage of opioid substitution therapy (2018)	42.3%
— Naloxone available (2019)	Yes
— Safe injection rooms available (2019)	No

## EPIDEMIC ESTIMATES

	2010	2015	2018
<b>New HIV infections</b>			
New HIV infections (all ages)	<200 [<200- <200]	<500 [<200- <500]	<500 [<200- <500]
New HIV infections (0–14)	... [...-...]	... [...-...]	... [...-...]
New HIV infections (women, 15+)	<100 [<100- <100]	<100 [<100- <100]	<100 [<100- <100]
New HIV infections (men, 15+)	<200 [<200- <200]	<200 [<200- <200]	<200 [<200- <200]
HIV incidence per 1000 population	0.07 [0.07–0.08]	0.07 [0.07–0.08]	0.07 [0.07–0.08]
<b>AIDS-related deaths</b>			
AIDS-related deaths (all ages)	<100 [<100- <100]	<100 [<100- <100]	<100 [<100- <100]
AIDS-related deaths (0–14)	... [...-...]	... [...-...]	... [...-...]
AIDS-related deaths (women, 15+)	<100 [<100- <100]	<100 [<100- <100]	<100 [<100- <100]
AIDS-related deaths (men, 15+)	<100 [<100- <100]	<100 [<100- <100]	<100 [<100- <100]
<b>People living with HIV</b>			
People living with HIV (all ages)	2200 [2000–2500]	2800 [2600–3100]	3200 [2900–3600]
People living with HIV (0–14)	... [...-...]	... [...-...]	... [...-...]
People living with HIV (women, 15+)	630 [570–690]	830 [760–900]	960 [880–1100]
People living with HIV (men, 15+)	1500 [1400–1700]	2000 [1700–2200]	2200 [2000–2500]
HIV prevalence (15–49)	0.1 [0.1–0.1]	0.2 [0.1–0.2]	0.2 [0.1–0.2]

## LAWS AND POLICIES

Laws criminalizing the transmission of, non-disclosure of or exposure to HIV transmission	No, but prosecutions exist based on general criminal laws
Criminalization of sex work among consenting adults	Any criminalization or punitive regulation of sex work
Criminalization of same-sex sexual acts	Yes, imprisonment (up to 14 years)
Drug use or possession for personal use is an offence	The law allows possession of a certain amount of drugs
Criminalization of transgender people	Criminalized
Laws or policies restricting the entry, stay and residence of people living with HIV	Yes
Parental consent for adolescents to access HIV testing	No
Spousal consent for married women to access sexual and reproductive health services	No
Mandatory HIV testing for marriage, work or residence permits or for certain groups	Yes

## STIGMA AND DISCRIMINATION

Percentage of women and men aged 15–49 years who report discriminatory attitudes towards people living with HIV

Percentage of people living with HIV denied health services because of their HIV status in the last 12 months

Percentage of people living with HIV who reported a health-care professional told others about their HIV status without their consent

## VIOLENCE

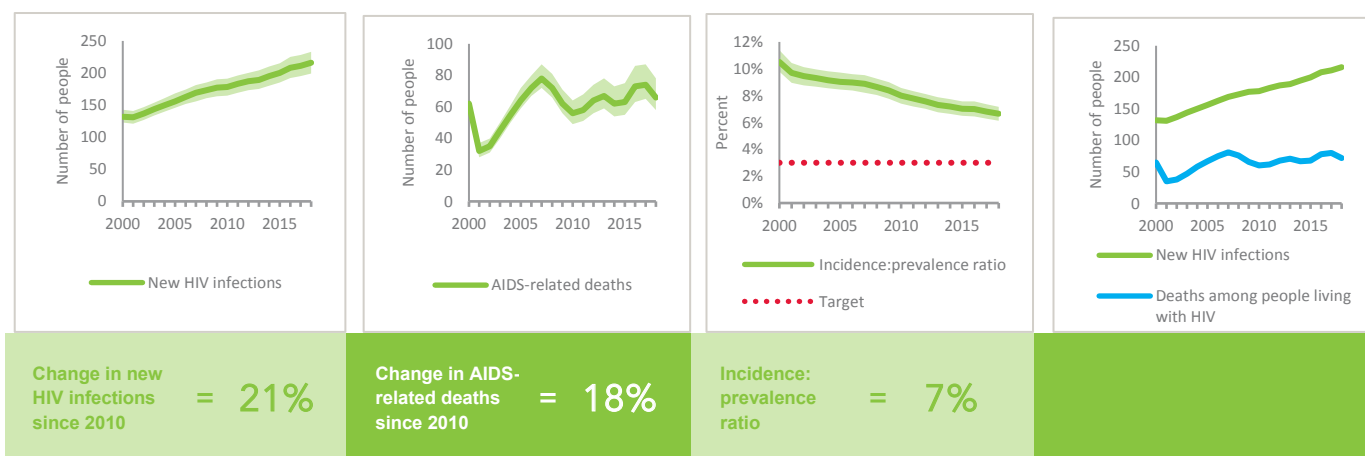
Proportion of ever-married or partnered women aged 15–49 years who experienced physical or sexual violence from a male intimate partner in the past 12 months

## EXPENDITURES

	Financing sources					Total
	Domestic private	Domestic public	International: PEPFAR	International: Global Fund	International: all others	
Last available report: 2014	...	\$4 313 471	...	...	\$11 390	\$4 324 861



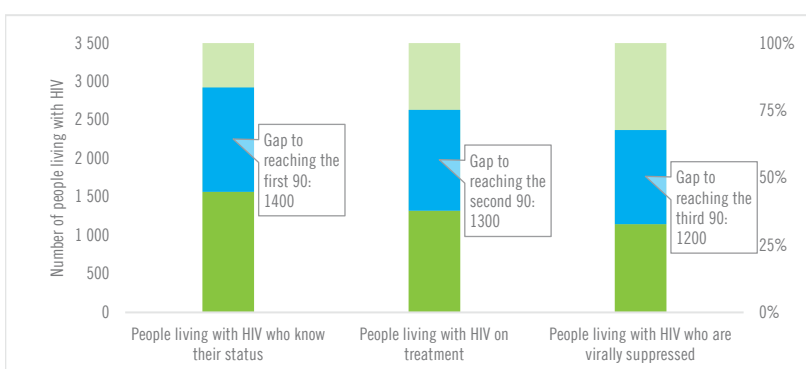
## EPIDEMIC TRANSITION METRICS



## KEY POPULATIONS

	Sex workers	Gay men and other men who have sex with men	People who inject drugs	Transgender people	Prisoners
Estimated size of population	...	...	...	...	...
HIV prevalence	...	...	...	...	0.2%
Know their HIV status	...	...	...	...	...
Antiretroviral therapy coverage	...	...	...	...	...
Condom use	...	...	...	...	...
Coverage of HIV prevention programmes	...	...	...	...	...
Avoidance of health care because of stigma and discrimination	...	...	...	...	...
Expenditures (0)	...	...	...	...	...

## HIV TESTING AND TREATMENT CASCADE



	2010	2018
All ages	48% [44–53%]	41% [37–45%] 1300
Children (0–14)	...% [...–...%]	...% [...–...%] ...
Women (15+)	51% [46–56%]	44% [40–48%] 430
Men (15+)	47% [41–52%]	39% [34–43%] 870

## ELIMINATION OF MOTHER-TO-CHILD TRANSMISSION

	2010	2018
Percentage of pregnant women living with HIV accessing antiretroviral medicines	...% [...–...%]	...% [...–...%]
Early infant diagnosis	...% [...–...%]	...% [...–...%]

## HIV COMORBIDITIES

Estimated number of incident tuberculosis cases among people living with HIV (2017)	4 [2–5]
People living with HIV who started TB preventive therapy (2017)	...
Cervical cancer screening of women living with HIV	...
People coinfecting with HIV and hepatitis B virus receiving combined treatment (2018)	100%
People coinfecting with HIV and hepatitis C virus starting hepatitis C treatment (2018)	0%

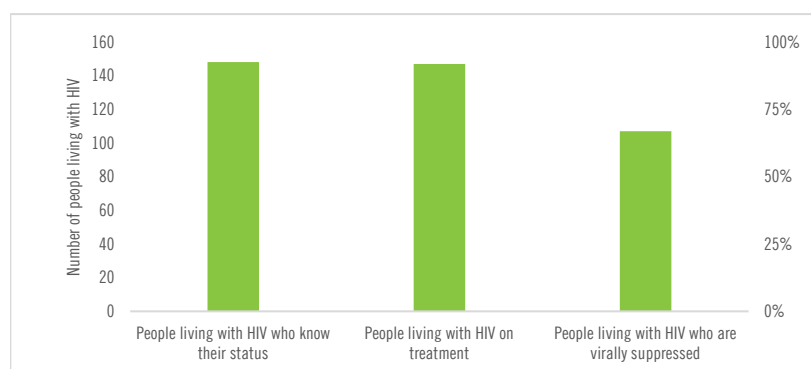
## HIV PREVENTION

Adults aged 15+ years with unsuppressed viral load	<0.1%
Knowledge of HIV prevention among young people aged 15–24 years (2014)	
— Women	9.8%
— Men	...
Condom use at last sex with a non-marital, non-cohabiting partner	
— Women	...
— Men	...
Women aged 15–49 years who have their demand for family planning satisfied by modern methods	...
Men aged 15–49 years who are circumcised	Not applicable
Voluntary medical male circumcisions performed according to national standards	Not applicable
People who received PrEP at least once during the reporting period	...
Harm reduction	
— Use of sterile injecting equipment at last injection	...
— Needles and syringes distributed per person who injects	...
— Coverage of opioid substitution therapy	...
— Naloxone available (2019)	No
— Safe injection rooms available (2019)	No

## KEY POPULATIONS

	Sex workers	Gay men and other men who have sex with men	People who inject drugs	Transgender people	Prisoners
Estimated size of population	...	...	...	...	...
HIV prevalence	...	...	...	...	...
Know their HIV status	...	...	...	...	...
Antiretroviral therapy coverage	...	...	...	...	...
Condom use	...	...	...	...	...
Coverage of HIV prevention programmes	...	...	...	...	...
Avoidance of health care because of stigma and discrimination	...	...	...	...	...
Expenditures (0)	...	...	...	...	...

## HIV TESTING AND TREATMENT CASCADE



	...% [...-...%]	...% [...-...%]	...% [...-...%]
All ages	...% [...-...%]	...% [...-...%] 150	...% [...-...%]
Children (0–14)	...% [...-...%]	...% [...-...%] 0	...% [...-...%]
Women (15+)	...% [...-...%]	...% [...-...%] 40	...% [...-...%]
Men (15+)	...% [...-...%]	...% [...-...%] 100	...% [...-...%]

## EXPENDITURES

	Financing sources					Total
	Domestic private	Domestic public	International: PEPFAR	International: Global Fund	International: all others	
Last available report:	...	...	...	...	...	...

## HIV COMORBIDITIES

Estimated number of incident tuberculosis cases among people living with HIV (2017)	1 [1–1]
People living with HIV who started TB preventive therapy (2017)	0%
Cervical cancer screening of women living with HIV	...
People coinfecting with HIV and hepatitis B virus receiving combined treatment (2018)	100%
People coinfecting with HIV and hepatitis C virus starting hepatitis C treatment (2018)	100%

## HIV PREVENTION

Adults aged 15+ years with unsuppressed viral load	...
Knowledge of HIV prevention among young people aged 15–24 years	...
— Women	...
— Men	...
Condom use at last sex with a non-marital, non-cohabiting partner	...
— Women	...
— Men	...
Women aged 15–49 years who have their demand for family planning satisfied by modern methods	...
Men aged 15–49 years who are circumcised	Not applicable
Voluntary medical male circumcisions performed according to national standards	Not applicable
People who received PrEP at least once during the reporting period	...
Harm reduction	...
— Use of sterile injecting equipment at last injection	...
— Needles and syringes distributed per person who injects	...
— Coverage of opioid substitution therapy	...
— Naloxone available (2019)	...
— Safe injection rooms available (2019)	...

**Note:** HIV epidemiological estimates were not available at the time of publication.

---

## LAWS AND POLICIES

Laws criminalizing the transmission of, non-disclosure of or exposure to HIV transmission	...
Criminalization of sex work among consenting adults	Any criminalization or punitive regulation of sex work
Criminalization of same-sex sexual acts	Yes, death penalty
Drug use or possession for personal use is an offence	Possession of drugs for personal use or drug use and/or consumption are specified as criminal offences
Criminalization of transgender people	...
Laws or policies restricting the entry, stay and residence of people living with HIV	Yes
Parental consent for adolescents to access HIV testing	...
Spousal consent for married women to access sexual and reproductive health services	...
Mandatory HIV testing for marriage, work or residence permits or for certain groups	Yes

---

## STIGMA AND DISCRIMINATION

Percentage of women and men aged 15–49 years who report discriminatory attitudes towards people living with HIV

---

Percentage of people living with HIV denied health services because of their HIV status in the last 12 months

---

Percentage of people living with HIV who reported a health-care professional told others about their HIV status without their consent

---

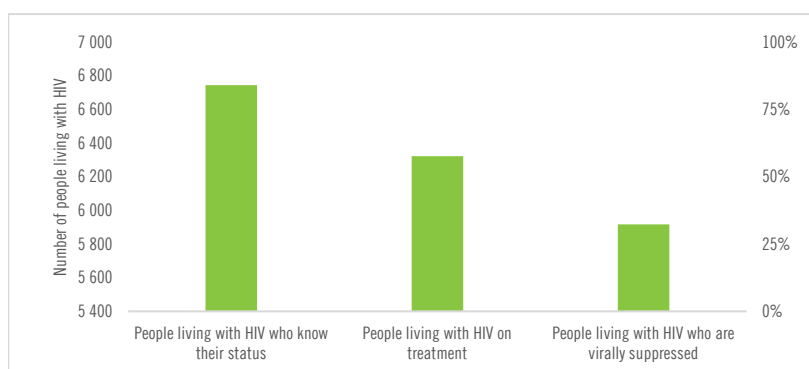
## VIOLENCE

Proportion of ever-married or partnered women aged 15–49 years who experienced physical or sexual violence from a male intimate partner in the past 12 months

## KEY POPULATIONS

	Sex workers	Gay men and other men who have sex with men	People who inject drugs	Transgender people	Prisoners
Estimated size of population	...	...	...	...	...
HIV prevalence	...	...	0.0%	...	0.2%
Know their HIV status	...	...	100%	...	...
Antiretroviral therapy coverage	...	...	...	...	91.7%
Condom use	...	...	...	...	...
Coverage of HIV prevention programmes	...	...	...	...	...
Avoidance of health care because of stigma and discrimination	...	...	...	...	...
Expenditures (0)	...	...	...	...	...

## HIV TESTING AND TREATMENT CASCADE



	...% [...-...%]	...% [...-...%]	...% [...-...%]
All ages	...% [...-...%]	6300	...% [...-...%]
Children (0–14)	...% [...-...%]	120	...% [...-...%]
Women (15+)	...% [...-...%]	1200	...% [...-...%]
Men (15+)	...% [...-...%]	5000	...% [...-...%]

## EXPENDITURES

	Financing sources					Total
	Domestic private	Domestic public	International: PEPFAR	International: Global Fund	International: all others	
Last available report: 2009	...	\$19 331 648	...	...	...	\$19 389 141

## HIV COMORBIDITIES

Estimated number of incident tuberculosis cases among people living with HIV (2017)	120 [100–140]
People living with HIV who started TB preventive therapy (2017)	2.1%
Cervical cancer screening of women living with HIV	...
People coinfecting with HIV and hepatitis B virus receiving combined treatment (2018)	100%
People coinfecting with HIV and hepatitis C virus starting hepatitis C treatment (2018)	100%

## HIV PREVENTION

Adults aged 15+ years with unsuppressed viral load	...
Knowledge of HIV prevention among young people aged 15–24 years	...
— Women	...
— Men	...
Condom use at last sex with a non-marital, non-cohabiting partner	...
— Women	...
— Men	...
Women aged 15–49 years who have their demand for family planning satisfied by modern methods	...
Men aged 15–49 years who are circumcised	Not applicable
Voluntary medical male circumcisions performed according to national standards	Not applicable
People who received PrEP at least once during the reporting period	...
Harm reduction	...
— Use of sterile injecting equipment at last injection	...
— Needles and syringes distributed per person who injects	...
— Coverage of opioid substitution therapy	...
— Naloxone available (2019)	No
— Safe injection rooms available (2019)	No

**Note:** HIV epidemiological estimates were not available at the time of publication.

---

## LAWS AND POLICIES

Laws criminalizing the transmission of, non-disclosure of or exposure to HIV transmission ...

---

Criminalization of sex work among consenting adults	Any criminalization or punitive regulation of sex work
---	--

---

Criminalization of same-sex sexual acts	Yes, death penalty
---	--------------------

---

Drug use or possession for personal use is an offence	Possession of drugs for personal use or drug use and/or consumption are specified as criminal offences
---	--

---

Criminalization of transgender people	Criminalized
---------------------------------------	--------------

---

Laws or policies restricting the entry, stay and residence of people living with HIV	Yes
--	-----

---

Parental consent for adolescents to access HIV testing	No
--	----

---

Spousal consent for married women to access sexual and reproductive health services	No
---	----

---

Mandatory HIV testing for marriage, work or residence permits or for certain groups	Yes
---	-----

---

## STIGMA AND DISCRIMINATION

Percentage of women and men aged 15–49 years who report discriminatory attitudes towards people living with HIV

---

Percentage of people living with HIV denied health services because of their HIV status in the last 12 months

---

Percentage of people living with HIV who reported a health-care professional told others about their HIV status without their consent

---

## VIOLENCE

Proportion of ever-married or partnered women aged 15–49 years who experienced physical or sexual violence from a male intimate partner in the past 12 months

## EPIDEMIC ESTIMATES

	2010	2015	2018
<b>New HIV infections</b>			
New HIV infections (all ages)	650 [<500–970]	<500 [<500–740]	<500 [<500–770]
New HIV infections (0–14)	<500 [<500– <500]	<200 [<200– <500]	<200 [<200– <500]
New HIV infections (women, 15+)	<500 [<200– <500]	<200 [<100– <500]	<200 [<100– <500]
New HIV infections (men, 15+)	<200 [<100– <500]	<100 [<100– <100]	<100 [<100– <100]
HIV incidence per 1000 population	0.06 [0.04–0.08]	0.03 [0.02–0.06]	0.03 [0.01–0.05]
<b>AIDS-related deaths</b>			
AIDS-related deaths (all ages)	1400 [1200–1700]	1000 [860–1300]	710 [530–1000]
AIDS-related deaths (0–14)	<500 [<500– <500]	<200 [<200– <500]	<200 [<100– <200]
AIDS-related deaths (women, 15+)	560 [<500–680]	<500 [<500–520]	<500 [<500– <500]
AIDS-related deaths (men, 15+)	580 [<500–690]	<500 [<500–540]	<500 [<500– <500]
<b>People living with HIV</b>			
People living with HIV (all ages)	17 000 [15 000–20 000]	13 000 [10 000–16 000]	11 000 [8400–15 000]
People living with HIV (0–14)	2000 [1800–2300]	1600 [1400–2000]	1300 [1100–1800]
People living with HIV (women, 15+)	7600 [6500–9000]	6100 [4700–8300]	5600 [4200–8100]
People living with HIV (men, 15+)	7300 [6100–8700]	4800 [3700–6000]	3900 [3100–5100]
HIV prevalence (15–49)	0.3 [0.2–0.3]	0.2 [0.1–0.2]	0.1 [<0.1–0.2]

## LAWS AND POLICIES

Laws criminalizing the transmission of, non-disclosure of or exposure to HIV transmission	Yes
Criminalization of sex work among consenting adults	...
Criminalization of same-sex sexual acts	Yes, death penalty
Drug use or possession for personal use is an offence	...
Criminalization of transgender people	...
Laws or policies restricting the entry, stay and residence of people living with HIV	No
Parental consent for adolescents to access HIV testing	...
Spousal consent for married women to access sexual and reproductive health services	...
Mandatory HIV testing for marriage, work or residence permits or for certain groups	...

## STIGMA AND DISCRIMINATION

Percentage of women and men aged 15–49 years who report discriminatory attitudes towards people living with HIV

Percentage of people living with HIV denied health services because of their HIV status in the last 12 months

Percentage of people living with HIV who reported a health-care professional told others about their HIV status without their consent

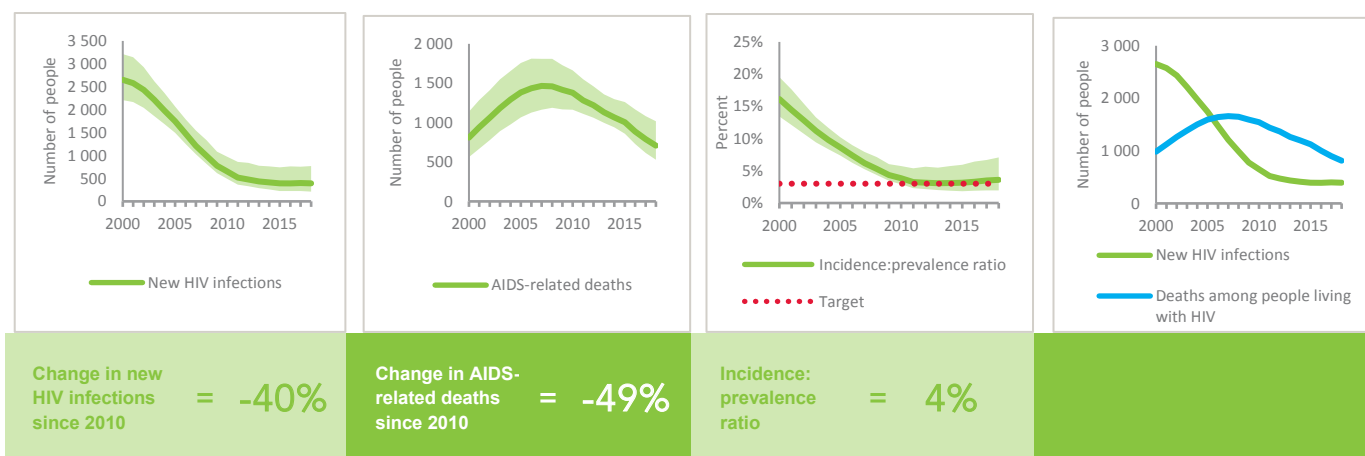
## VIOLENCE

Proportion of ever-married or partnered women aged 15–49 years who experienced physical or sexual violence from a male intimate partner in the past 12 months

## EXPENDITURES

	Financing sources					Total
	Domestic private	Domestic public	International: PEPFAR	International: Global Fund	International: all others	
Last available report: 2018	...	...	...	\$5 959 474	...	\$5 959 474

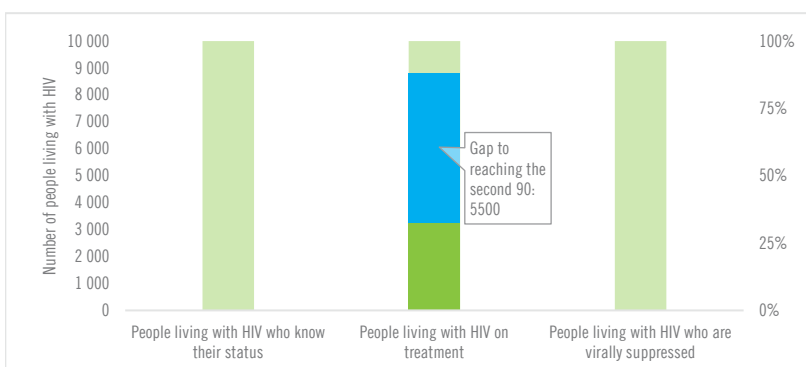
## EPIDEMIC TRANSITION METRICS



## KEY POPULATIONS

	Sex workers	Gay men and other men who have sex with men	People who inject drugs	Transgender people	Prisoners
Estimated size of population	...	...	...	...	...
HIV prevalence	3.4%	...	...	...	...
Know their HIV status	...	...	...	...	...
Antiretroviral therapy coverage	...	...	...	...	...
Condom use	41.5%	...	...	...	...
Coverage of HIV prevention programmes	...	...	...	...	...
Avoidance of health care because of stigma and discrimination	...	...	...	...	...
Expenditures (0)	...	...	...	...	...

## HIV TESTING AND TREATMENT CASCADE



	...	2010	2018
All ages	...% [...-...%]	30% [23-41%] 3300	...
Children (0-14)	...% [...-...%]	14% [12-19%] 190	...% [...-...%]
Women (15+)	...% [...-...%]	32% [24-46%] 1800	...% [...-...%]
Men (15+)	...% [...-...%]	32% [25-42%] 1300	...% [...-...%]

## ELIMINATION OF MOTHER-TO-CHILD TRANSMISSION

	2010	2018
Percentage of pregnant women living with HIV accessing antiretroviral medicines	0% [0-0%]	19% [14-31%]
Early infant diagnosis	...% [...-...%]	...% [...-...%]

## HIV COMORBIDITIES

Estimated number of incident tuberculosis cases among people living with HIV (2017)	420 [270-610]
People living with HIV who started TB preventive therapy (2017)	69.3%
Cervical cancer screening of women living with HIV	...
People coinfecting with HIV and hepatitis B virus receiving combined treatment	...
People coinfecting with HIV and hepatitis C virus starting hepatitis C treatment	...

## HIV PREVENTION

Adults aged 15+ years with unsuppressed viral load	...
Knowledge of HIV prevention among young people aged 15-24 years	...
— Women	...
— Men	...
Condom use at last sex with a non-marital, non-cohabiting partner	...
— Women	...
— Men	...
Women aged 15-49 years who have their demand for family planning satisfied by modern methods	...
Men aged 15-49 years who are circumcised	Not applicable
Voluntary medical male circumcisions performed according to national standards	Not applicable
People who received PrEP at least once during the reporting period	...
Harm reduction	...
— Use of sterile injecting equipment at last injection	...
— Needles and syringes distributed per person who injects	...
— Coverage of opioid substitution therapy	...
— Naloxone available (2019)	...
— Safe injection rooms available (2019)	...

## EPIDEMIC ESTIMATES

	2010	2015	2018
<b>New HIV infections</b>			
New HIV infections (all ages)	5300 [2900–8400]	5100 [1600–10 000]	5200 [1100–12 000]
New HIV infections (0–14)	710 [510–950]	750 [<500–1300]	760 [<500–1500]
New HIV infections (women, 15+)	2200 [1100–3500]	2000 [590–4200]	2100 [<500–4900]
New HIV infections (men, 15+)	2400 [1200–4000]	2300 [700–4800]	2300 [<500–5600]
HIV incidence per 1000 population	0.16 [0.09–0.25]	0.14 [0.04–0.28]	0.13 [0.03–0.3]
<b>AIDS-related deaths</b>			
AIDS-related deaths (all ages)	1900 [1300–2600]	3000 [2100–4500]	2900 [1400–5200]
AIDS-related deaths (0–14)	<500 [<500–510]	<500 [<500–770]	510 [<500–950]
AIDS-related deaths (women, 15+)	730 [<500–1000]	1200 [850–1700]	1100 [570–2000]
AIDS-related deaths (men, 15+)	760 [<500–1200]	1300 [890–2000]	1300 [600–2400]
<b>People living with HIV</b>			
People living with HIV (all ages)	43 000 [36 000–51 000]	53 000 [31 000–86 000]	59 000 [26 000–110 000]
People living with HIV (0–14)	2900 [2300–3700]	3800 [2800–5200]	4200 [2400–6800]
People living with HIV (women, 15+)	19 000 [16 000–23 000]	23 000 [14 000–37 000]	26 000 [11 000–49 000]
People living with HIV (men, 15+)	21 000 [17 000–26 000]	26 000 [15 000–44 000]	29 000 [12 000–56 000]
HIV prevalence (15–49)	0.2 [0.2–0.3]	0.2 [0.1–0.4]	0.2 [0.1–0.5]

## LAWS AND POLICIES

Laws criminalizing the transmission of, non-disclosure of or exposure to HIV transmission	...
Criminalization of sex work among consenting adults	...
Criminalization of same-sex sexual acts	Yes, death penalty
Drug use or possession for personal use is an offence	...
Criminalization of transgender people	...
Laws or policies restricting the entry, stay and residence of people living with HIV	Yes
Parental consent for adolescents to access HIV testing	...
Spousal consent for married women to access sexual and reproductive health services	...
Mandatory HIV testing for marriage, work or residence permits or for certain groups	...

## STIGMA AND DISCRIMINATION

	2010	2014
Percentage of women and men aged 15–49 years who report discriminatory attitudes towards people living with HIV (2014 refers to women only)	65.9	66

Percentage of people living with HIV denied health services because of their HIV status in the last 12 months

Percentage of people living with HIV who reported a health-care professional told others about their HIV status without their consent

## VIOLENCE

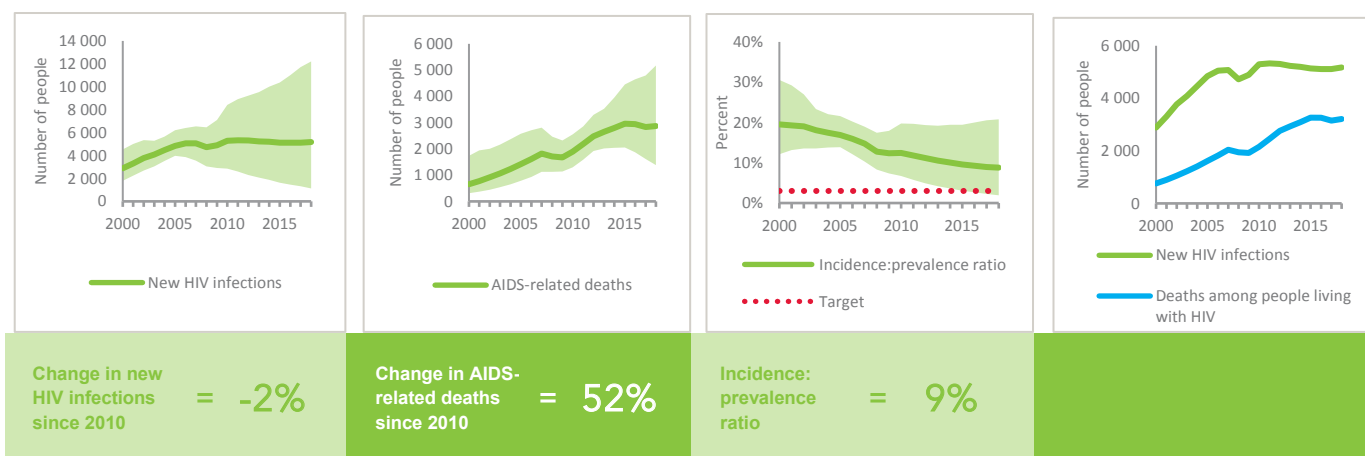
Proportion of ever-married or partnered women aged 15–49 years who experienced physical or sexual violence from a male intimate partner in the past 12 months

## EXPENDITURES

	Financing sources					Total
	Domestic private	Domestic public	International: PEPFAR	International: Global Fund	International: all others	
Last available report: 2013	\$1 070 800	\$3 717 832	...	\$8 170 054	\$42 553	\$13 840 875



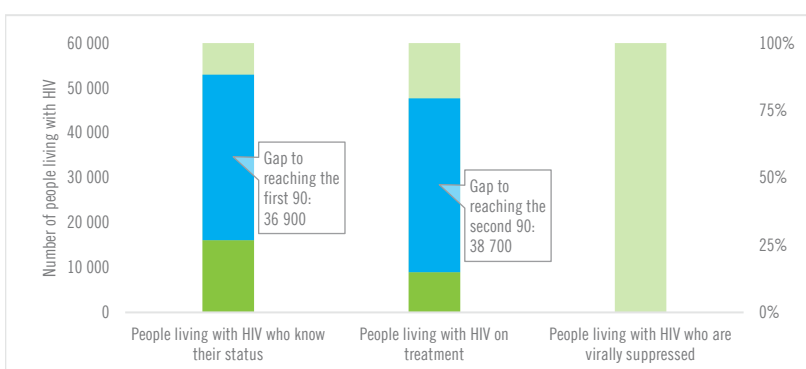
## EPIDEMIC TRANSITION METRICS



## KEY POPULATIONS

	Sex workers	Gay men and other men who have sex with men	People who inject drugs	Transgender people	Prisoners
Estimated size of population	...	...	...	...	...
HIV prevalence	0.7%	1.2%	...	...	...
Know their HIV status	84.2%	...	...	...	...
Antiretroviral therapy coverage	...	...	...	...	...
Condom use	34.9%	26.9%	...	...	...
Coverage of HIV prevention programmes	...	...	...	...	...
Avoidance of health care because of stigma and discrimination	...	...	...	...	...
Expenditures (0)	...	...	...	...	...

## HIV TESTING AND TREATMENT CASCADE



	2010	2018
All ages	27% [12–51%]	15% [7–28%] 9000
Children (0–14)	15% [8–23%]	15% [8–23%] 620
Women (15+)	28% [12–53%]	15% [7–29%] 3900
Men (15+)	28% [12–55%]	15% [7–30%] 4400

## ELIMINATION OF MOTHER-TO-CHILD TRANSMISSION

	2010	2018
Percentage of pregnant women living with HIV accessing antiretroviral medicines	5% [4–7%]	5% [2–9%]
Early infant diagnosis	...% [...–...%]	...% [...–...%]

## HIV COMORBIDITIES

Estimated number of incident tuberculosis cases among people living with HIV (2017)	710 [460–1000]
People living with HIV who started TB preventive therapy (2017)	...
Cervical cancer screening of women living with HIV	...
People coinfecting with HIV and hepatitis B virus receiving combined treatment	...
People coinfecting with HIV and hepatitis C virus starting hepatitis C treatment	...

## HIV PREVENTION

Adults aged 15+ years with unsuppressed viral load	...
Knowledge of HIV prevention among young people aged 15–24 years (2014)	...
— Women	8.5%
— Men	...
Condom use at last sex with a non-marital, non-cohabiting partner	...
— Women	...
— Men	...
Women aged 15–49 years who have their demand for family planning satisfied by modern methods	...
Men aged 15–49 years who are circumcised	Not applicable
Voluntary medical male circumcisions performed according to national standards	Not applicable
People who received PrEP at least once during the reporting period	...
Harm reduction	...
— Use of sterile injecting equipment at last injection	...
— Needles and syringes distributed per person who injects	...
— Coverage of opioid substitution therapy	...
— Naloxone available (2019)	...
— Safe injection rooms available (2019)	...

### EPIDEMIC ESTIMATES

	2010	2015	2018
<b>New HIV infections</b>			
New HIV infections (all ages)	<100 [<100- <100]	<100 [<100- <100]	<100 [<100- <100]
New HIV infections (0–14)	... [...-...]	... [...-...]	... [...-...]
New HIV infections (women, 15+)	<100 [<100- <100]	<100 [<100- <100]	<100 [<100- <100]
New HIV infections (men, 15+)	<100 [<100- <100]	<100 [<100- <100]	<100 [<100- <100]
HIV incidence per 1000 population	<0.01 [<0.01- <0.01]	<0.01 [<0.01- <0.01]	<0.01 [<0.01- <0.01]
<b>AIDS-related deaths</b>			
AIDS-related deaths (all ages)	<100 [<100- <100]	<100 [<100- <100]	<100 [<100- <100]
AIDS-related deaths (0–14)	... [...-...]	... [...-...]	... [...-...]
AIDS-related deaths (women, 15+)	<100 [<100- <100]	<100 [<100- <100]	<100 [<100- <100]
AIDS-related deaths (men, 15+)	<100 [<100- <100]	<100 [<100- <100]	<100 [<100- <100]
<b>People living with HIV</b>			
People living with HIV (all ages)	570 [510–630]	570 [520–630]	660 [590–720]
People living with HIV (0–14)	... [...-...]	... [...-...]	... [...-...]
People living with HIV (women, 15+)	<200 [<200- <200]	<200 [<200- <200]	<200 [<200- <500]
People living with HIV (men, 15+)	<500 [<500- <500]	<500 [<500- <500]	<500 [<500- <500]
HIV prevalence (15–49)	<0.1 [<0.1- <0.1]	<0.1 [<0.1- <0.1]	<0.1 [<0.1- <0.1]

### LAWS AND POLICIES

Laws criminalizing the transmission of, non-disclosure of or exposure to HIV transmission	...
Criminalization of sex work among consenting adults	...
Criminalization of same-sex sexual acts	Yes, imprisonment (up to 14 years)
Drug use or possession for personal use is an offence	...
Criminalization of transgender people	...
Laws or policies restricting the entry, stay and residence of people living with HIV	Yes
Parental consent for adolescents to access HIV testing	...
Spousal consent for married women to access sexual and reproductive health services	...
Mandatory HIV testing for marriage, work or residence permits or for certain groups	...

### STIGMA AND DISCRIMINATION

Percentage of women and men aged 15–49 years who report discriminatory attitudes towards people living with HIV

Percentage of people living with HIV denied health services because of their HIV status in the last 12 months

Percentage of people living with HIV who reported a health-care professional told others about their HIV status without their consent

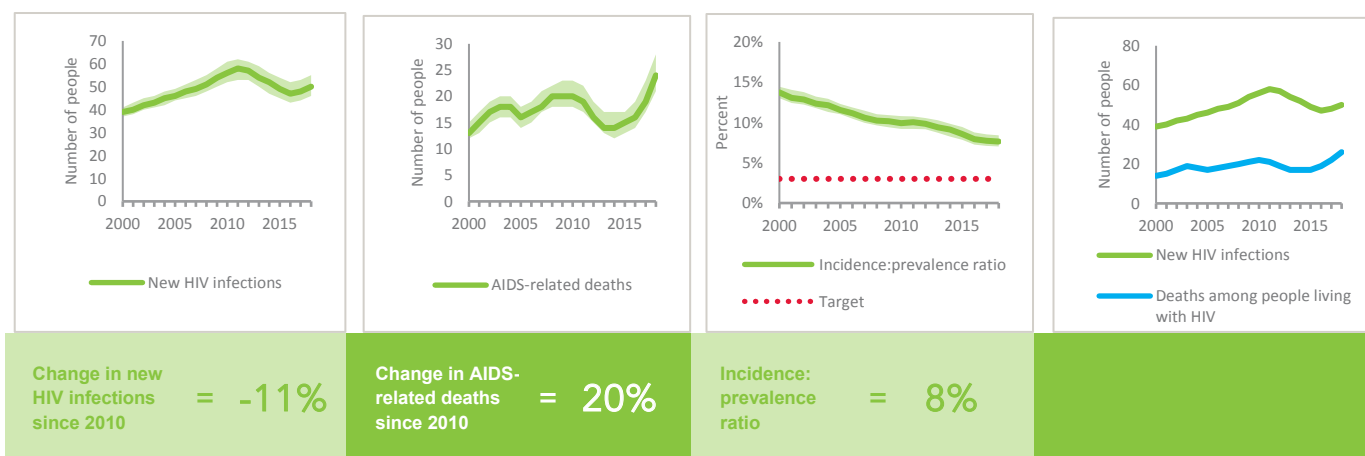
### VIOLENCE

Proportion of ever-married or partnered women aged 15–49 years who experienced physical or sexual violence from a male intimate partner in the past 12 months

### EXPENDITURES

	Financing sources					Total
	Domestic private	Domestic public	International: PEPFAR	International: Global Fund	International: all others	
Last available report: 2011	...	\$620 000	...	...	...	\$809 850

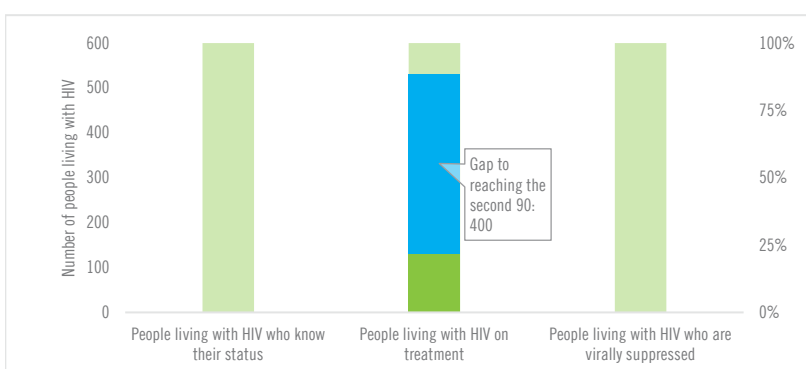
## EPIDEMIC TRANSITION METRICS



## KEY POPULATIONS

	Sex workers	Gay men and other men who have sex with men	People who inject drugs	Transgender people	Prisoners
Estimated size of population	...	...	...	...	...
HIV prevalence	...	...	...	...	0.0%
Know their HIV status	...	...	...	...	...
Antiretroviral therapy coverage	...	...	...	...	...
Condom use	...	...	...	...	...
Coverage of HIV prevention programmes	...	...	...	...	...
Avoidance of health care because of stigma and discrimination	...	...	...	...	...
Expenditures (0)	...	...	...	...	...

## HIV TESTING AND TREATMENT CASCADE



	2010	2018
All ages	...% [...-...%]	20% [18-22%] 130
Children (0-14)	...% [...-...%]	...% [...-...%] ...
Women (15+)	...% [...-...%]	20% [18-22%] 40
Men (15+)	...% [...-...%]	20% [18-22%] 90

## ELIMINATION OF MOTHER-TO-CHILD TRANSMISSION

	2010	2018
Percentage of pregnant women living with HIV accessing antiretroviral medicines	...% [...-...%]	...% [...-...%]
Early infant diagnosis	...% [...-...%]	...% [...-...%]

## HIV COMORBIDITIES

Estimated number of incident tuberculosis cases among people living with HIV (2017)	9 [4-14]
People living with HIV who started TB preventive therapy (2017)	...
Cervical cancer screening of women living with HIV	...
People coinfecting with HIV and hepatitis B virus receiving combined treatment	...
People coinfecting with HIV and hepatitis C virus starting hepatitis C treatment	...

## HIV PREVENTION

Adults aged 15+ years with unsuppressed viral load	...
Knowledge of HIV prevention among young people aged 15-24 years	...
— Women	...
— Men	...
Condom use at last sex with a non-marital, non-cohabiting partner	...
— Women	...
— Men	...
Women aged 15-49 years who have their demand for family planning satisfied by modern methods	...
Men aged 15-49 years who are circumcised	Not applicable
Voluntary medical male circumcisions performed according to national standards	Not applicable
People who received PrEP at least once during the reporting period	...
Harm reduction	...
— Use of sterile injecting equipment at last injection	...
— Needles and syringes distributed per person who injects	...
— Coverage of opioid substitution therapy	...
— Naloxone available (2019)	...
— Safe injection rooms available (2019)	...

## EPIDEMIC ESTIMATES

	2010	2015	2018
<b>New HIV infections</b>			
New HIV infections (all ages)	<500 [<200– <500]	<500 [<200– <500]	<500 [<200–520]
New HIV infections (0–14)	... [...–...]	... [...–...]	... [...–...]
New HIV infections (women, 15+)	<100 [<100– <200]	<100 [<100– <200]	<100 [<100– <200]
New HIV infections (men, 15+)	<200 [<100– <500]	<200 [<100– <500]	<200 [<100– <500]
HIV incidence per 1000 population	0.02 [0.01–0.03]	0.02 [0.01–0.04]	0.02 [<0.01–0.04]
<b>AIDS-related deaths</b>			
AIDS-related deaths (all ages)	<100 [<100– <100]	<100 [<100– <200]	<100 [<100– <200]
AIDS-related deaths (0–14)	... [...–...]	... [...–...]	... [...–...]
AIDS-related deaths (women, 15+)	<100 [<100– <100]	<100 [<100– <100]	<100 [<100– <100]
AIDS-related deaths (men, 15+)	<100 [<100– <100]	<100 [<100– <100]	<100 [<100– <200]
<b>People living with HIV</b>			
People living with HIV (all ages)	1400 [980–2200]	2300 [1500–3400]	2800 [1700–4400]
People living with HIV (0–14)	... [...–...]	... [...–...]	... [...–...]
People living with HIV (women, 15+)	<500 [<500–640]	720 [<500–1000]	890 [580–1300]
People living with HIV (men, 15+)	970 [650–1500]	1600 [1000–2400]	1900 [1100–2900]
HIV prevalence (15–49)	<0.1 [<0.1– <0.1]	<0.1 [<0.1– <0.1]	<0.1 [<0.1– <0.1]

## LAWS AND POLICIES

Laws criminalizing the transmission of, non-disclosure of or exposure to HIV transmission	No
Criminalization of sex work among consenting adults	Any criminalization or punitive regulation of sex work
Criminalization of same-sex sexual acts	Yes, imprisonment (up to 14 years)
Drug use or possession for personal use is an offence	Possession of drugs for personal use or drug use and/or consumption are specified as criminal offences
Criminalization of transgender people	Criminalized
Laws or policies restricting the entry, stay and residence of people living with HIV	Yes
Parental consent for adolescents to access HIV testing	Yes, for adolescents younger than 18 years
Spousal consent for married women to access sexual and reproductive health services	No
Mandatory HIV testing for marriage, work or residence permits or for certain groups	No

## STIGMA AND DISCRIMINATION

Percentage of women and men aged 15–49 years who report discriminatory attitudes towards people living with HIV

Percentage of people living with HIV denied health services because of their HIV status in the last 12 months

Percentage of people living with HIV who reported a health-care professional told others about their HIV status without their consent

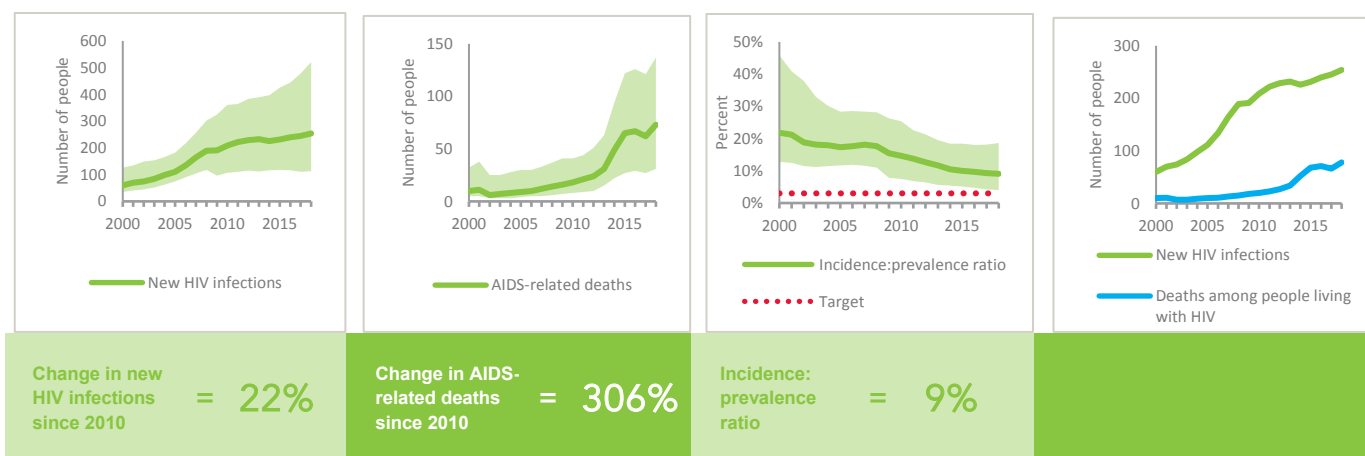
## VIOLENCE

Proportion of ever-married or partnered women aged 15–49 years who experienced physical or sexual violence from a male intimate partner in the past 12 months

## EXPENDITURES

	Financing sources					Total
	Domestic private	Domestic public	International: PEPFAR	International: Global Fund	International: all others	
Last available report: 2011	...	\$117 400	...	\$2 615 149	\$10 000	\$2 742 549

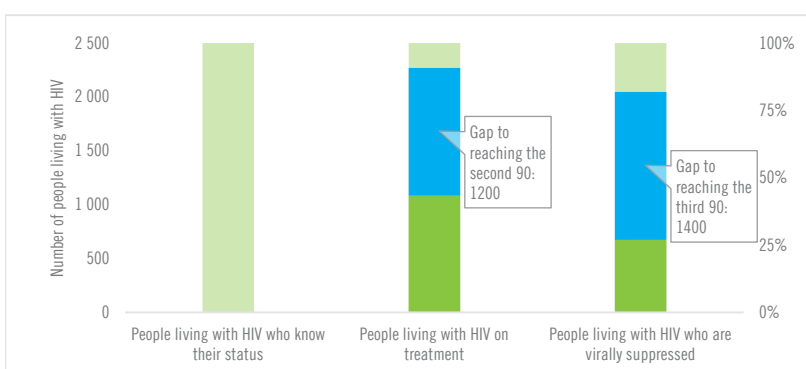
## EPIDEMIC TRANSITION METRICS



## KEY POPULATIONS

	Sex workers	Gay men and other men who have sex with men	People who inject drugs	Transgender people	Prisoners
Estimated size of population	...	...	...	...	22 000
HIV prevalence	1.2%	9.1%	6.0%	...	...
Know their HIV status	7.7%	...	28.6%	...	...
Antiretroviral therapy coverage	...	...	...	...	...
Condom use	58.3%	50.0%	46.7%	...	...
Coverage of HIV prevention programmes	7.9%	...	...	...	...
Avoidance of health care because of stigma and discrimination	...	...	...	...	...
Expenditures (2016)	\$0	\$0	\$0	...	...

## HIV TESTING AND TREATMENT CASCADE



	...	39% [24–61%] 1100	24% [15–38%]
All ages	...% [...–...%]		
Children (0–14)	...% [...–...%]	...	...
Women (15+)	...% [...–...%]	49% [32–74%] 440	29% [19–43%]
Men (15+)	...% [...–...%]	33% [20–52%] 610	22% [14–34%]

## ELIMINATION OF MOTHER-TO-CHILD TRANSMISSION

	2010	2018
Percentage of pregnant women living with HIV accessing antiretroviral medicines	...% [...–...%]	...% [...–...%]
Early infant diagnosis	...% [...–...%]	...% [...–...%]

## HIV COMORBIDITIES

Estimated number of incident tuberculosis cases among people living with HIV (2017)	18 [14–23]
People living with HIV who started TB preventive therapy (2017)	62%
Cervical cancer screening of women living with HIV	...
People coinfecting with HIV and hepatitis B virus receiving combined treatment (2018)	100%
People coinfecting with HIV and hepatitis C virus starting hepatitis C treatment (2018)	100%

## HIV PREVENTION

Adults aged 15+ years with unsuppressed viral load	<0.1%
Knowledge of HIV prevention among young people aged 15–24 years	...
— Women	...
— Men	...
Condom use at last sex with a non-marital, non-cohabiting partner	...
— Women	...
— Men	...
Women aged 15–49 years who have their demand for family planning satisfied by modern methods	...
Men aged 15–49 years who are circumcised	Not applicable
Voluntary medical male circumcisions performed according to national standards	Not applicable
People who received PrEP at least once during the reporting period	...
Harm reduction	
— Use of sterile injecting equipment at last injection (2017)	90.9%
— Needles and syringes distributed per person who injects (2017)	41
— Coverage of opioid substitution therapy	...
— Naloxone available (2019)	No
— Safe injection rooms available (2019)	No

### KEY POPULATIONS

	Sex workers	Gay men and other men who have sex with men	People who inject drugs	Transgender people	Prisoners
Estimated size of population	...	...	...	...	...
HIV prevalence	...	...	...	...	...
Know their HIV status	...	...	...	...	...
Antiretroviral therapy coverage	...	...	...	...	...
Condom use	...	...	...	...	...
Coverage of HIV prevention programmes	...	...	...	...	...
Avoidance of health care because of stigma and discrimination	...	...	...	...	...
Expenditures (0)	...	...	...	...	...

### HIV TESTING AND TREATMENT CASCADE



	People living with HIV who know their status	People living with HIV on treatment	People living with HIV who are virally suppressed
All ages	...% [...-...%]	...% [...-...%]	...% [...-...%]
Children (0-14)	...% [...-...%]	...% [...-...%]	...% [...-...%]
Women (15+)	...% [...-...%]	...% [...-...%]	...% [...-...%]
Men (15+)	...% [...-...%]	...% [...-...%]	...% [...-...%]

### EXPENDITURES

	Financing sources					Total
	Domestic private	Domestic public	International: PEPFAR	International: Global Fund	International: all others	
Last available report: 2012	...	\$12 291 905	...	...	...	\$12 291 905

### HIV COMORBIDITIES

Estimated number of incident tuberculosis cases among people living with HIV (2017)	100 [88-120]
People living with HIV who started TB preventive therapy (2017)	...
Cervical cancer screening of women living with HIV	...
People coinfectd with HIV and hepatitis B virus receiving combined treatment	...
People coinfectd with HIV and hepatitis C virus starting hepatitis C treatment	...

### HIV PREVENTION

Adults aged 15+ years with unsuppressed viral load	...
Knowledge of HIV prevention among young people aged 15-24 years	...
— Women	...
— Men	...
Condom use at last sex with a non-marital, non-cohabiting partner	...
— Women	...
— Men	...
Women aged 15-49 years who have their demand for family planning satisfied by modern methods	...
Men aged 15-49 years who are circumcised	Not applicable
Voluntary medical male circumcisions performed according to national standards	Not applicable
People who received PrEP at least once during the reporting period	...
Harm reduction	...
— Use of sterile injecting equipment at last injection	...
— Needles and syringes distributed per person who injects	...
— Coverage of opioid substitution therapy	...
— Naloxone available (2019)	...
— Safe injection rooms available (2019)	...

**Note:** HIV epidemiological estimates were not available at the time of publication.

---

## LAWS AND POLICIES

Laws criminalizing the transmission of, non-disclosure of or exposure to HIV transmission ...

---

Criminalization of sex work among consenting adults ...

---

Criminalization of same-sex sexual acts      Laws penalizing same-sex sexual acts have been decriminalized or never existed

---

Drug use or possession for personal use is an offence ...

---

Criminalization of transgender people ...

---

Laws or policies restricting the entry, stay and residence of people living with HIV      No

---

Parental consent for adolescents to access HIV testing ...

---

Spousal consent for married women to access sexual and reproductive health services ...

---

Mandatory HIV testing for marriage, work or residence permits or for certain groups ...

---

## STIGMA AND DISCRIMINATION

Percentage of women and men aged 15–49 years who report discriminatory attitudes towards people living with HIV

---

Percentage of people living with HIV denied health services because of their HIV status in the last 12 months

---

Percentage of people living with HIV who reported a health-care professional told others about their HIV status without their consent

---

## VIOLENCE

Proportion of ever-married or partnered women aged 15–49 years who experienced physical or sexual violence from a male intimate partner in the past 12 months

### KEY POPULATIONS

	Sex workers	Gay men and other men who have sex with men	People who inject drugs	Transgender people	Prisoners
Estimated size of population	...	...	...	...	...
HIV prevalence	...	...	...	...	1.5%
Know their HIV status	...	...	...	...	...
Antiretroviral therapy coverage	...	...	...	...	...
Condom use	...	...	...	...	...
Coverage of HIV prevention programmes	...	...	...	...	...
Avoidance of health care because of stigma and discrimination	...	...	...	...	...
Expenditures (2017)	\$0	\$0	\$0	...	...

### HIV TESTING AND TREATMENT CASCADE



Category	People living with HIV who know their status	People living with HIV on treatment	People living with HIV who are virally suppressed
All ages	...% [...-...%]	...% [...-...%]	...% [...-...%]
Children (0-14)	...% [...-...%]	...% [...-...%]	...% [...-...%]
Women (15+)	...% [...-...%]	...% [...-...%]	...% [...-...%]
Men (15+)	...% [...-...%]	...% [...-...%]	...% [...-...%]

### EXPENDITURES

	Financing sources					Total
	Domestic private	Domestic public	International: PEPFAR	International: Global Fund	International: all others	
Last available report: 2017	...	\$34 579 274	...	...	...	\$34 579 274

### HIV COMORBIDITIES

Estimated number of incident tuberculosis cases among people living with HIV (2017)	7 [6-8]
People living with HIV who started TB preventive therapy (2017)	11.4%
Cervical cancer screening of women living with HIV	...
People coinfecting with HIV and hepatitis B virus receiving combined treatment (2018)	83.3%
People coinfecting with HIV and hepatitis C virus starting hepatitis C treatment (2018)	100%

### HIV PREVENTION

Adults aged 15+ years with unsuppressed viral load	...
Knowledge of HIV prevention among young people aged 15-24 years	...
— Women	...
— Men	...
Condom use at last sex with a non-marital, non-cohabiting partner	...
— Women	...
— Men	...
Women aged 15-49 years who have their demand for family planning satisfied by modern methods	...
Men aged 15-49 years who are circumcised	Not applicable
Voluntary medical male circumcisions performed according to national standards	Not applicable
People who received PrEP at least once during the reporting period	...
Harm reduction	...
— Use of sterile injecting equipment at last injection	...
— Needles and syringes distributed per person who injects	...
— Coverage of opioid substitution therapy	...
— Naloxone available (2019)	...
— Safe injection rooms available (2019)	...

**Note:** HIV epidemiological estimates were not available at the time of publication.



---

## LAWS AND POLICIES

Laws criminalizing the transmission of, non-disclosure of or exposure to HIV transmission ...

Criminalization of sex work among consenting adults ...

Criminalization of same-sex sexual acts Yes, death penalty

Drug use or possession for personal use is an offence ...

Criminalization of transgender people ...

Laws or policies restricting the entry, stay and residence of people living with HIV Yes

Parental consent for adolescents to access HIV testing ...

Spousal consent for married women to access sexual and reproductive health services ...

Mandatory HIV testing for marriage, work or residence permits or for certain groups ...

---

## STIGMA AND DISCRIMINATION

Percentage of women and men aged 15–49 years who report discriminatory attitudes towards people living with HIV

Percentage of people living with HIV denied health services because of their HIV status in the last 12 months

Percentage of people living with HIV who reported a health-care professional told others about their HIV status without their consent

---

## VIOLENCE

Proportion of ever-married or partnered women aged 15–49 years who experienced physical or sexual violence from a male intimate partner in the past 12 months

### EPIDEMIC ESTIMATES

	2010	2015	2018
<b>New HIV infections</b>			
New HIV infections (all ages)	790 [530–1200]	1000 [<500–1800]	1100 [<500–2200]
New HIV infections (0–14)	<100 [<100– <100]	<100 [<100– <100]	<100 [<100– <200]
New HIV infections (women, 15+)	<200 [<200– <500]	<200 [<100– <500]	<200 [<100– <500]
New HIV infections (men, 15+)	580 [<500–860]	790 [<500–1400]	840 [<500–1700]
HIV incidence per 1000 population	0.03 [0.02–0.05]	0.04 [0.02–0.07]	0.04 [0.01–0.08]
<b>AIDS-related deaths</b>			
AIDS-related deaths (all ages)	<200 [<100– <500]	<500 [<200– <500]	<500 [<200–520]
AIDS-related deaths (0–14)	<100 [<100– <100]	<100 [<100– <100]	<100 [<100– <100]
AIDS-related deaths (women, 15+)	<100 [<100– <100]	<100 [<100– <100]	<100 [<100– <100]
AIDS-related deaths (men, 15+)	<100 [<100– <200]	<200 [<100– <500]	<500 [<200– <500]
<b>People living with HIV</b>			
People living with HIV (all ages)	5100 [3500–7400]	8700 [5700–13 000]	11 000 [6500–18 000]
People living with HIV (0–14)	<500 [<200– <500]	<500 [<500– <500]	<500 [<500–580]
People living with HIV (women, 15+)	1400 [980–2100]	2000 [1400–2900]	2400 [1500–3700]
People living with HIV (men, 15+)	3400 [2400–5100]	6400 [4000–9800]	8100 [4700–14 000]
HIV prevalence (15–49)	<0.1 [<0.1– <0.1]	<0.1 [<0.1– <0.1]	<0.1 [<0.1–0.1]

### LAWS AND POLICIES

Laws criminalizing the transmission of, non-disclosure of or exposure to HIV transmission	...
Criminalization of sex work among consenting adults	...
Criminalization of same-sex sexual acts	Yes, death penalty
Drug use or possession for personal use is an offence	...
Criminalization of transgender people	...
Laws or policies restricting the entry, stay and residence of people living with HIV	Yes
Parental consent for adolescents to access HIV testing	...
Spousal consent for married women to access sexual and reproductive health services	...
Mandatory HIV testing for marriage, work or residence permits or for certain groups	...

### STIGMA AND DISCRIMINATION

Percentage of women aged 15–49 years who report discriminatory attitudes towards people living with HIV	<b>2013</b> 78.4
Percentage of people living with HIV denied health services because of their HIV status in the last 12 months	
Percentage of people living with HIV who reported a health-care professional told others about their HIV status without their consent	<b>2017</b> 33.128834

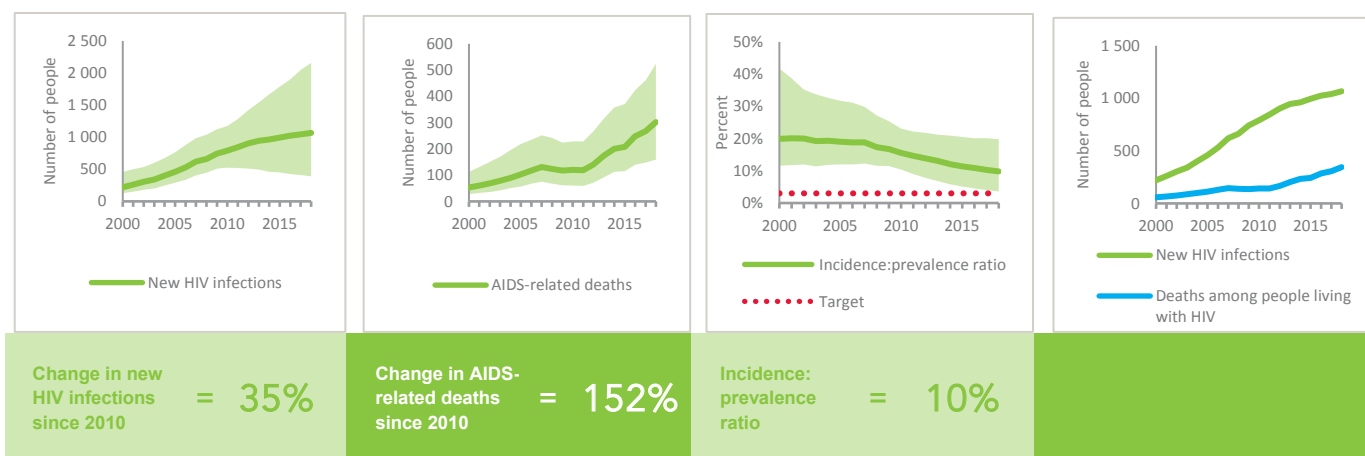
### VIOLENCE

Proportion of ever-married or partnered women aged 15–49 years who experienced physical or sexual violence from a male intimate partner in the past 12 months

### EXPENDITURES

	Financing sources					Total
	Domestic private	Domestic public	International: PEPFAR	International: Global Fund	International: all others	
Last available report: 2011	...	\$467 395	...	\$351 385	\$333 504	\$1 613 920

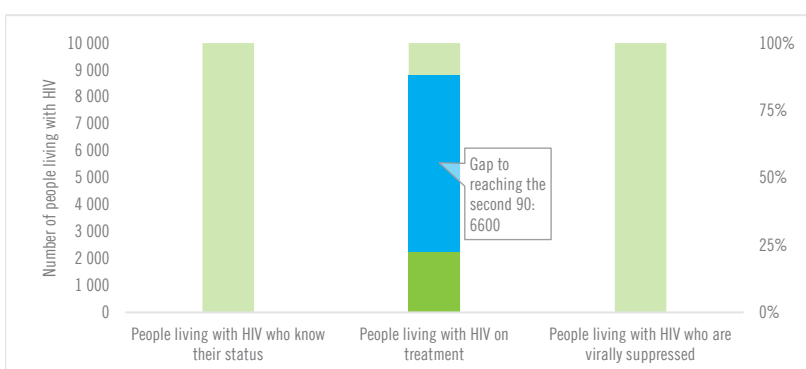
## EPIDEMIC TRANSITION METRICS



## KEY POPULATIONS

	Sex workers	Gay men and other men who have sex with men	People who inject drugs	Transgender people	Prisoners
Estimated size of population	...	...	...	...	...
HIV prevalence	...	...	...	...	...
Know their HIV status	...	...	...	...	...
Antiretroviral therapy coverage	...	...	...	...	...
Condom use	...	...	...	...	...
Coverage of HIV prevention programmes	...	...	...	...	...
Avoidance of health care because of stigma and discrimination	...	...	...	...	...
Expenditures (0)	...	...	...	...	...

## HIV TESTING AND TREATMENT CASCADE



	...	21% [12–35%] 2200	...
All ages	...% [...–...%]		...% [...–...%]
Children (0–14)	...% [...–...%]	33% [24–50%] 130	...% [...–...%]
Women (15+)	...% [...–...%]	35% [22–55%] 820	...% [...–...%]
Men (15+)	...% [...–...%]	16% [9–27%] 1300	...% [...–...%]

## ELIMINATION OF MOTHER-TO-CHILD TRANSMISSION


	2010	2018
Percentage of pregnant women living with HIV accessing antiretroviral medicines	20% [14–31%]	13% [8–20%]
Early infant diagnosis	5.4% [3.5–7.9%]	...% [...–...%]

## HIV COMORBIDITIES

Estimated number of incident tuberculosis cases among people living with HIV (2017)	95 [33–190]
People living with HIV who started TB preventive therapy (2017)	...
Cervical cancer screening of women living with HIV	...
People coinfecting with HIV and hepatitis B virus receiving combined treatment	...
People coinfecting with HIV and hepatitis C virus starting hepatitis C treatment	...

## HIV PREVENTION

Adults aged 15+ years with unsuppressed viral load	...
Knowledge of HIV prevention among young people aged 15–24 years	...
— Women	...
— Men	...
Condom use at last sex with a non-marital, non-cohabiting partner	...
— Women	...
— Men	...
Women aged 15–49 years who have their demand for family planning satisfied by modern methods	...
Men aged 15–49 years who are circumcised	Not applicable
Voluntary medical male circumcisions performed according to national standards	Not applicable
People who received PrEP at least once during the reporting period	...
Harm reduction	...
— Use of sterile injecting equipment at last injection	...
— Needles and syringes distributed per person who injects	...
— Coverage of opioid substitution therapy	...
— Naloxone available (2019)	...
— Safe injection rooms available (2019)	...



The background is split diagonally from the top-left to the bottom-right. The upper-left portion is a light pink color, and the lower-right portion is a darker, vibrant pink color.

# EASTERN EUROPE AND CENTRAL ASIA

## EPIDEMIC ESTIMATES

	2010	2015	2018
<b>New HIV infections</b>			
New HIV infections (all ages)	<500 [<200– <500]	<200 [<200– <500]	<200 [<200– <500]
New HIV infections (0–14)	... [...–...]	... [...–...]	... [...–...]
New HIV infections (women, 15+)	<100 [<100– <100]	<100 [<100– <100]	<100 [<100– <100]
New HIV infections (men, 15+)	<200 [<200– <200]	<200 [<100– <200]	<200 [<100– <500]
HIV incidence per 1000 population	0.08 [0.06–0.1]	0.06 [0.05–0.09]	0.06 [0.04–0.1]
<b>AIDS-related deaths</b>			
AIDS-related deaths (all ages)	<200 [<200– <200]	<200 [<100– <200]	<200 [<100– <200]
AIDS-related deaths (0–14)	... [...–...]	... [...–...]	... [...–...]
AIDS-related deaths (women, 15+)	<100 [<100– <100]	<100 [<100– <100]	<100 [<100– <100]
AIDS-related deaths (men, 15+)	<100 [<100– <200]	<100 [<100– <200]	<100 [<100– <200]
<b>People living with HIV</b>			
People living with HIV (all ages)	3300 [2800–4100]	3400 [2900–4100]	3500 [3000–4400]
People living with HIV (0–14)	... [...–...]	... [...–...]	... [...–...]
People living with HIV (women, 15+)	1100 [940–1400]	1100 [970–1400]	1200 [1000–1500]
People living with HIV (men, 15+)	2200 [1800–2700]	2200 [1900–2700]	2300 [1900–2800]
HIV prevalence (15–49)	0.2 [0.1–0.2]	0.2 [0.1–0.2]	0.2 [0.1–0.2]

## LAWS AND POLICIES

Laws criminalizing the transmission of, non-disclosure of or exposure to HIV transmission	Yes
Criminalization of sex work among consenting adults	Any criminalization or punitive regulation of sex work
Criminalization of same-sex sexual acts	Laws penalizing same-sex sexual acts have been decriminalized or never existed
Drug use or possession for personal use is an offence	Possession of drugs for personal use or drug use and/or consumption are specified as criminal offences
Criminalization of transgender people	Neither criminalized nor prosecuted
Laws or policies restricting the entry, stay and residence of people living with HIV	No
Parental consent for adolescents to access HIV testing	Yes, for adolescents younger than 14 years
Spousal consent for married women to access sexual and reproductive health services	No
Mandatory HIV testing for marriage, work or residence permits or for certain groups	Yes

## STIGMA AND DISCRIMINATION

Percentage of women and men aged 15–49 years who report discriminatory attitudes towards people living with HIV	2010	2016
	73	62.1

Percentage of people living with HIV denied health services because of their HIV status in the last 12 months

Percentage of people living with HIV who reported a health-care professional told others about their HIV status without their consent

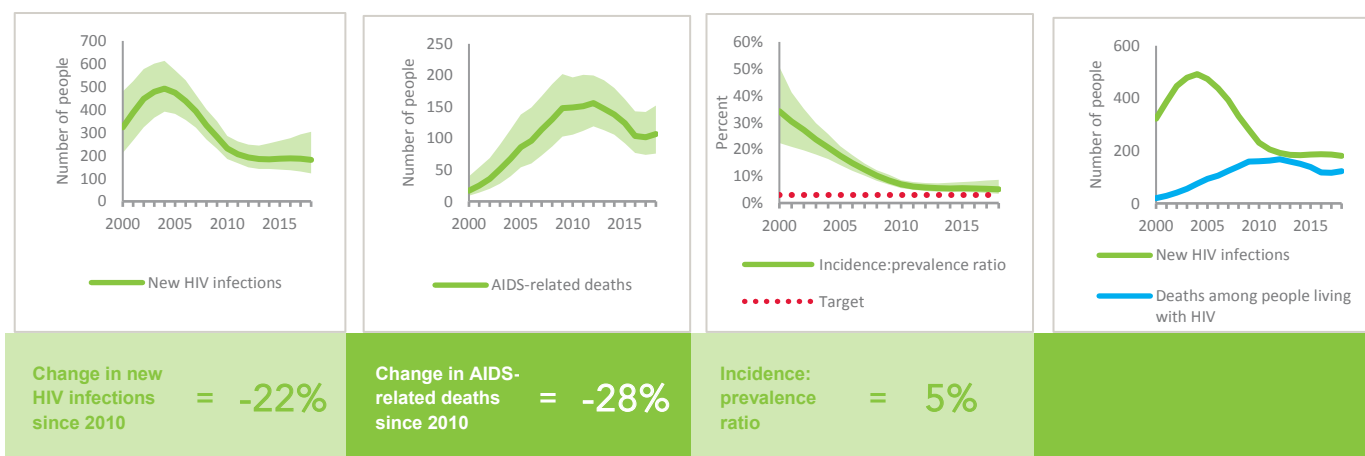
## VIOLENCE

Proportion of ever-married or partnered women aged 15–49 years who experienced physical or sexual violence from a male intimate partner in the past 12 months	2016
	3.5

## EXPENDITURES

	Financing sources					Total
	Domestic private	Domestic public	International: PEPFAR	International: Global Fund	International: all others	
Last available report: 2017	\$291 989	\$2 180 390	...	\$2 070 964	\$1 069 754	\$5 613 096

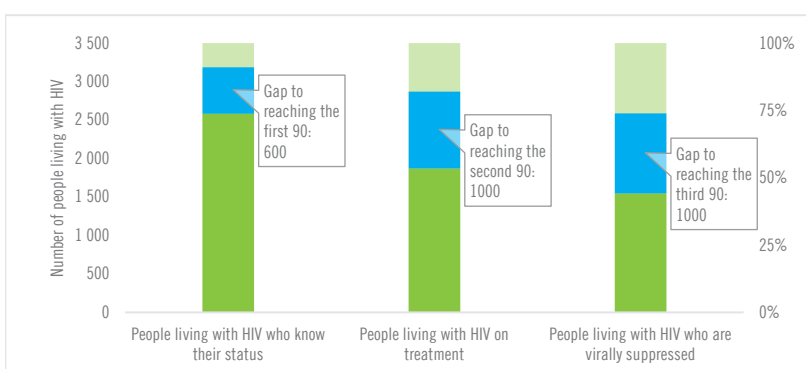
## EPIDEMIC TRANSITION METRICS



## KEY POPULATIONS

	Sex workers	Gay men and other men who have sex with men	People who inject drugs	Transgender people	Prisoners
Estimated size of population	4600	16 000	9000	...	...
HIV prevalence	0.6%	1.9%	1.9%	2.0%	0.2%
Know their HIV status	78.7%	74.3%	58.3%	...	...
Antiretroviral therapy coverage	...	...	...	...	...
Condom use	99.1%	69.7%	41.4%	...	...
Coverage of HIV prevention programmes	96.9%	...	38.1%	...	...
Avoidance of health care because of stigma and discrimination	9.3%	5.8%	36.4%	...	...
Expenditures (2017)	\$99 071	\$73 669	\$623 891	...	...

## HIV TESTING AND TREATMENT CASCADE



	73% [61–90%]	53% [44–65%] 1900	44% [36–54%]
All ages			
Children (0–14)	...% [...–...%]	...% [...–...%] ...	...% [...–...%]
Women (15+)	72% [61–88%]	56% [47–69%] 680	49% [41–60%]
Men (15+)	73% [60–89%]	51% [42–62%] 1200	41% [34–50%]

## ELIMINATION OF MOTHER-TO-CHILD TRANSMISSION

	2010	2018
Percentage of pregnant women living with HIV accessing antiretroviral medicines	...% [...–...%]	...% [...–...%]
Early infant diagnosis	...% [...–...%]	...% [...–...%]

## HIV COMORBIDITIES

Estimated number of incident tuberculosis cases among people living with HIV (2017)	75 [49–110]
People living with HIV who started TB preventive therapy (2017)	3.7%
Cervical cancer screening of women living with HIV	...
People coinfecting with HIV and hepatitis B virus receiving combined treatment (2018)	100%
People coinfecting with HIV and hepatitis C virus starting hepatitis C treatment (2018)	0%

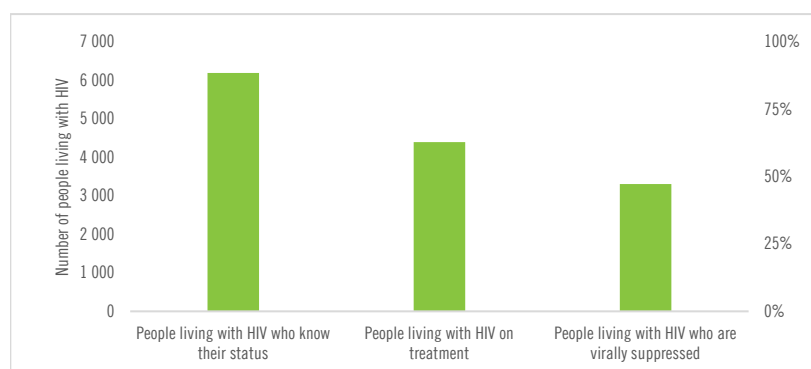
## HIV PREVENTION

Adults aged 15+ years with unsuppressed viral load	<0.1%
Knowledge of HIV prevention among young people aged 15–24 years (2016)	
— Women	20.2%
— Men	12.5%
Condom use at last sex with a non-marital, non-cohabiting partner (2016)	
— Women	54.1%
— Men	82%
Women aged 15–49 years who have their demand for family planning satisfied by modern methods (2016)	40.6%
Men aged 15–49 years who are circumcised	Not applicable
Voluntary medical male circumcisions performed according to national standards	Not applicable
People who received PrEP at least once during the reporting period (2018)	8
Harm reduction	
— Use of sterile injecting equipment at last injection (2018)	86.1%
— Needles and syringes distributed per person who injects (2018)	71
— Coverage of opioid substitution therapy (2018)	6.3%
— Naloxone available (2019)	No
— Safe injection rooms available (2019)	No

## KEY POPULATIONS

	Sex workers	Gay men and other men who have sex with men	People who inject drugs	Transgender people	Prisoners
Estimated size of population	32 000	24 000	60 000	...	...
HIV prevalence	3.5%	1.1%	6.9%	...	1.9%
Know their HIV status	16.0%	43.6%	18.6%	...	...
Antiretroviral therapy coverage	...	...	...	...	75.8%
Condom use	53.5%	68.8%	11.2%	...	...
Coverage of HIV prevention programmes	...	...	...	...	...
Avoidance of health care because of stigma and discrimination	...	...	...	...	...
Expenditures (0)	...	...	...	...	...

## HIV TESTING AND TREATMENT CASCADE



	...% [...-...%]	...% [...-...%]	...% [...-...%]
All ages	...% [...-...%]	4400	...% [...-...%]
Children (0–14)	...% [...-...%]	110	...% [...-...%]
Women (15+)	...% [...-...%]	1400	...% [...-...%]
Men (15+)	...% [...-...%]	2500	...% [...-...%]

## EXPENDITURES

	Financing sources					Total
	Domestic private	Domestic public	International: PEPFAR	International: Global Fund	International: all others	
Last available report: 2014	...	\$14 215 892	...	\$6 177 985	\$233 483	\$20 627 360

## HIV COMORBIDITIES

Estimated number of incident tuberculosis cases among people living with HIV (2017)	110 [71–160]
People living with HIV who started TB preventive therapy (2017)	52.1%
Cervical cancer screening of women living with HIV	...
People coinfectd with HIV and hepatitis B virus receiving combined treatment	...
People coinfectd with HIV and hepatitis C virus starting hepatitis C treatment	...

## HIV PREVENTION

Adults aged 15+ years with unsuppressed viral load	...
Knowledge of HIV prevention among young people aged 15–24 years	...
— Women	...
— Men	...
Condom use at last sex with a non-marital, non-cohabiting partner	...
— Women	...
— Men	...
Women aged 15–49 years who have their demand for family planning satisfied by modern methods	...
Men aged 15–49 years who are circumcised	Not applicable
Voluntary medical male circumcisions performed according to national standards	Not applicable
People who received PrEP at least once during the reporting period	...
Harm reduction	...
— Use of sterile injecting equipment at last injection (2018)	80.6%
— Needles and syringes distributed per person who injects (2018)	109
— Coverage of opioid substitution therapy (2018)	1.5%
— Naloxone available (2019)	No
— Safe injection rooms available (2019)	No

**Note:** HIV epidemiological estimates were not available at the time of publication.



---

## LAWS AND POLICIES

Laws criminalizing the transmission of, non-disclosure of or exposure to HIV transmission	Yes
Criminalization of sex work among consenting adults	Any criminalization or punitive regulation of sex work
Criminalization of same-sex sexual acts	Laws penalizing same-sex sexual acts have been decriminalized or never existed
Drug use or possession for personal use is an offence	The law allows possession of a certain amount of drugs
Criminalization of transgender people	Neither criminalized nor prosecuted
Laws or policies restricting the entry, stay and residence of people living with HIV	Yes
Parental consent for adolescents to access HIV testing	Yes, for adolescents younger than 16 years
Spousal consent for married women to access sexual and reproductive health services	No
Mandatory HIV testing for marriage, work or residence permits or for certain groups	Yes

---

## STIGMA AND DISCRIMINATION

Percentage of women and men aged 15–49 years who report discriminatory attitudes towards people living with HIV

---

Percentage of people living with HIV denied health services because of their HIV status in the last 12 months

---

Percentage of people living with HIV who reported a health-care professional told others about their HIV status without their consent

---

## VIOLENCE

Proportion of ever-married or partnered women aged 15–49 years who experienced physical or sexual violence from a male intimate partner in the past 12 months

### EPIDEMIC ESTIMATES

	2010	2015	2018
<b>New HIV infections</b>			
New HIV infections (all ages)	1900 [1500–2400]	2300 [1800–3200]	2000 [1400–3100]
New HIV infections (0–14)	<100 [<100– <100]	<100 [<100– <100]	<100 [<100– <100]
New HIV infections (women, 15+)	780 [600–970]	960 [710–1300]	790 [550–1200]
New HIV infections (men, 15+)	1100 [820–1300]	1300 [1000–1900]	1200 [810–1800]
HIV incidence per 1000 population	0.21 [0.16–0.26]	0.26 [0.2–0.35]	0.22 [0.16–0.34]
<b>AIDS-related deaths</b>			
AIDS-related deaths (all ages)	<200 [<100– <500]	<500 [<200– <500]	<500 [<200– <500]
AIDS-related deaths (0–14)	<100 [<100– <100]	<100 [<100– <100]	<100 [<100– <100]
AIDS-related deaths (women, 15+)	<100 [<100– <200]	<100 [<100– <200]	<100 [<100– <200]
AIDS-related deaths (men, 15+)	<100 [<100– <200]	<200 [<100– <500]	<200 [<100– <500]
<b>People living with HIV</b>			
People living with HIV (all ages)	12 000 [10 000–15 000]	22 000 [18 000–27 000]	27 000 [22 000–34 000]
People living with HIV (0–14)	<200 [<100– <200]	<500 [<200– <500]	<500 [<200– <500]
People living with HIV (women, 15+)	5200 [4300–6400]	9200 [7500–11 000]	11 000 [9200–15 000]
People living with HIV (men, 15+)	7200 [6000–8800]	12 000 [10 000–15 000]	15 000 [12 000–19 000]
HIV prevalence (15–49)	0.2 [0.2–0.3]	0.4 [0.3–0.5]	0.5 [0.4–0.6]

### LAWS AND POLICIES

Laws criminalizing the transmission of, non-disclosure of or exposure to HIV transmission	Yes
Criminalization of sex work among consenting adults	Any criminalization or punitive regulation of sex work
Criminalization of same-sex sexual acts	Laws penalizing same-sex sexual acts have been decriminalized or never existed
Drug use or possession for personal use is an offence	Possession of drugs for personal use or drug use and/or consumption are specified as criminal offences
Criminalization of transgender people	Neither criminalized nor prosecuted
Laws or policies restricting the entry, stay and residence of people living with HIV	No
Parental consent for adolescents to access HIV testing	Yes, for adolescents younger than 14 years
Spousal consent for married women to access sexual and reproductive health services	No
Mandatory HIV testing for marriage, work or residence permits or for certain groups	Yes

### STIGMA AND DISCRIMINATION

Percentage of women and men aged 15–49 years who report discriminatory attitudes towards people living with HIV

Percentage of people living with HIV denied health services because of their HIV status in the last 12 months

Percentage of people living with HIV who reported a health-care professional told others about their HIV status without their consent

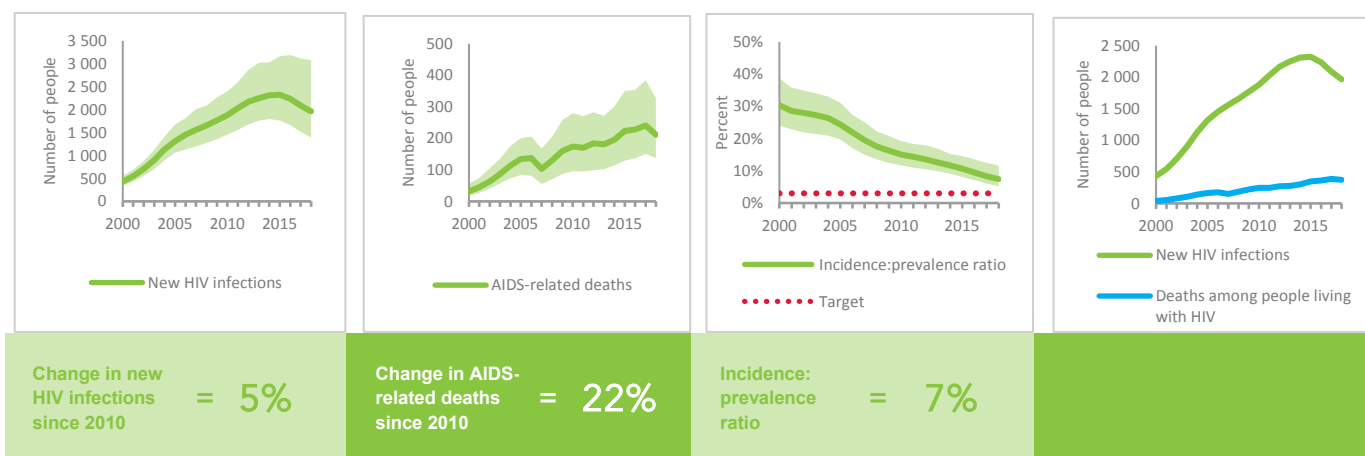
### VIOLENCE

Proportion of ever-married or partnered women aged 15–49 years who experienced physical or sexual violence from a male intimate partner in the past 12 months

### EXPENDITURES

	Financing sources					Total
	Domestic private	Domestic public	International: PEPFAR	International: Global Fund	International: all others	
Last available report: 2017	...	\$16 302 125	...	\$4 656 596	\$41 526	\$21 000 247

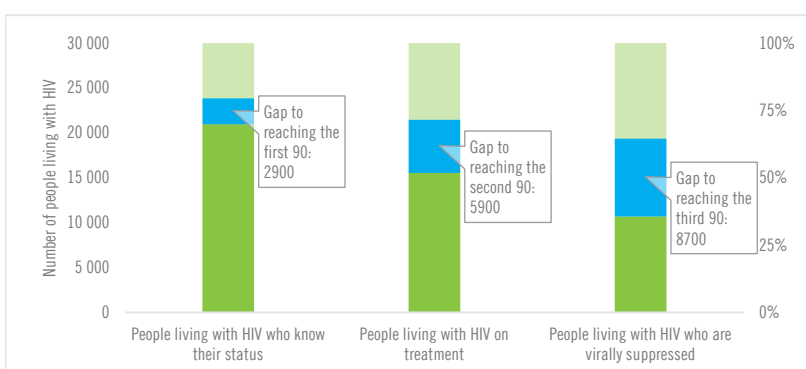
## EPIDEMIC TRANSITION METRICS



## KEY POPULATIONS

	Sex workers	Gay men and other men who have sex with men	People who inject drugs	Transgender people	Prisoners
Estimated size of population	...	...	...	...	...
HIV prevalence	7.0%	9.8%	30.8%	...	8.5%
Know their HIV status	71.8%	68.6%	59.7%	...	...
Antiretroviral therapy coverage	...	...	40.5%	...	69.9%
Condom use	85.0%	73.8%	51.5%	...	...
Coverage of HIV prevention programmes	84.0%	69.4%	67.1%	...	...
Avoidance of health care because of stigma and discrimination	...	...	...	...	...
Expenditures (2017)	\$398 774	\$287 004	\$1 239 188	...	...

## HIV TESTING AND TREATMENT CASCADE



	79% [65– >95%]	59% [48–75%] 15 500	40% [33–52%]
All ages			
Children (0–14)	88% [64– >95%]	88% [64– >95%] 220	79% [57– >95%]
Women (15+)	77% [63– >95%]	61% [49–78%] 6900	43% [35–55%]
Men (15+)	80% [66– >95%]	57% [46–73%] 8400	38% [31–49%]

## ELIMINATION OF MOTHER-TO-CHILD TRANSMISSION

	2010	2018
Percentage of pregnant women living with HIV accessing antiretroviral medicines	62% [47–79%]	90% [67– >95%]
Early infant diagnosis	47.2% [36.9–61.7%]	92.3% [70.1– >95%]

## HIV COMORBIDITIES

Estimated number of incident tuberculosis cases among people living with HIV (2017)	270 [210–340]
People living with HIV who started TB preventive therapy (2017)	0%
Cervical cancer screening of women living with HIV	...
People coinfectd with HIV and hepatitis B virus receiving combined treatment (2018)	89.3%
People coinfectd with HIV and hepatitis C virus starting hepatitis C treatment (2018)	89.1%

## HIV PREVENTION

Adults aged 15+ years with unsuppressed viral load	0.2%
Knowledge of HIV prevention among young people aged 15–24 years	...
— Women	...
— Men	...
Condom use at last sex with a non-marital, non-cohabiting partner	...
— Women	...
— Men	...
Women aged 15–49 years who have their demand for family planning satisfied by modern methods	...
Men aged 15–49 years who are circumcised	Not applicable
Voluntary medical male circumcisions performed according to national standards	Not applicable
People who received PrEP at least once during the reporting period	...
Harm reduction	
— Use of sterile injecting equipment at last injection (2017)	87.9%
— Needles and syringes distributed per person who injects (2018)	60
— Coverage of opioid substitution therapy (2018)	3.9%
— Naloxone available (2019)	Yes
— Safe injection rooms available (2019)	No

## EPIDEMIC ESTIMATES

	2010	2015	2018
<b>New HIV infections</b>			
New HIV infections (all ages)	780 [620–980]	740 [580–910]	710 [530–980]
New HIV infections (0–14)	... [...-...]	... [...-...]	... [...-...]
New HIV infections (women, 15+)	<500 [<200– <500]	<500 [<200– <500]	<500 [<200– <500]
New HIV infections (men, 15+)	540 [<500–680]	510 [<500–640]	<500 [<500–660]
HIV incidence per 1000 population	0.18 [0.14–0.22]	0.18 [0.14–0.22]	0.18 [0.13–0.24]
<b>AIDS-related deaths</b>			
AIDS-related deaths (all ages)	<100 [<100– <100]	<200 [<100– <500]	<500 [<200– <500]
AIDS-related deaths (0–14)	... [...-...]	... [...-...]	... [...-...]
AIDS-related deaths (women, 15+)	<100 [<100– <100]	<100 [<100– <100]	<100 [<100– <200]
AIDS-related deaths (men, 15+)	<100 [<100– <100]	<100 [<100– <200]	<200 [<200– <500]
<b>People living with HIV</b>			
People living with HIV (all ages)	5600 [4500–6700]	8200 [7000–9700]	9400 [8100–11 000]
People living with HIV (0–14)	... [...-...]	... [...-...]	... [...-...]
People living with HIV (women, 15+)	1800 [1400–2100]	2600 [2200–3000]	3000 [2600–3500]
People living with HIV (men, 15+)	3800 [3000–4500]	5600 [4800–6600]	6300 [5400–7400]
HIV prevalence (15–49)	0.2 [0.2–0.2]	0.3 [0.3–0.4]	0.4 [0.3–0.4]

## LAWS AND POLICIES

Laws criminalizing the transmission of, non-disclosure of or exposure to HIV transmission	Yes
Criminalization of sex work among consenting adults	Any criminalization or punitive regulation of sex work
Criminalization of same-sex sexual acts	No specific legislation
Drug use or possession for personal use is an offence	Possession of drugs for personal use or drug use and/or consumption are specified as criminal offences
Criminalization of transgender people	Neither criminalized nor prosecuted
Laws or policies restricting the entry, stay and residence of people living with HIV	No
Parental consent for adolescents to access HIV testing	Yes, for adolescents younger than 16 years
Spousal consent for married women to access sexual and reproductive health services	No
Mandatory HIV testing for marriage, work or residence permits or for certain groups	Yes

## STIGMA AND DISCRIMINATION

Percentage of women and men aged 15–49 years who report discriminatory attitudes towards people living with HIV

Percentage of people living with HIV denied health services because of their HIV status in the last 12 months

Percentage of people living with HIV who reported a health-care professional told others about their HIV status without their consent

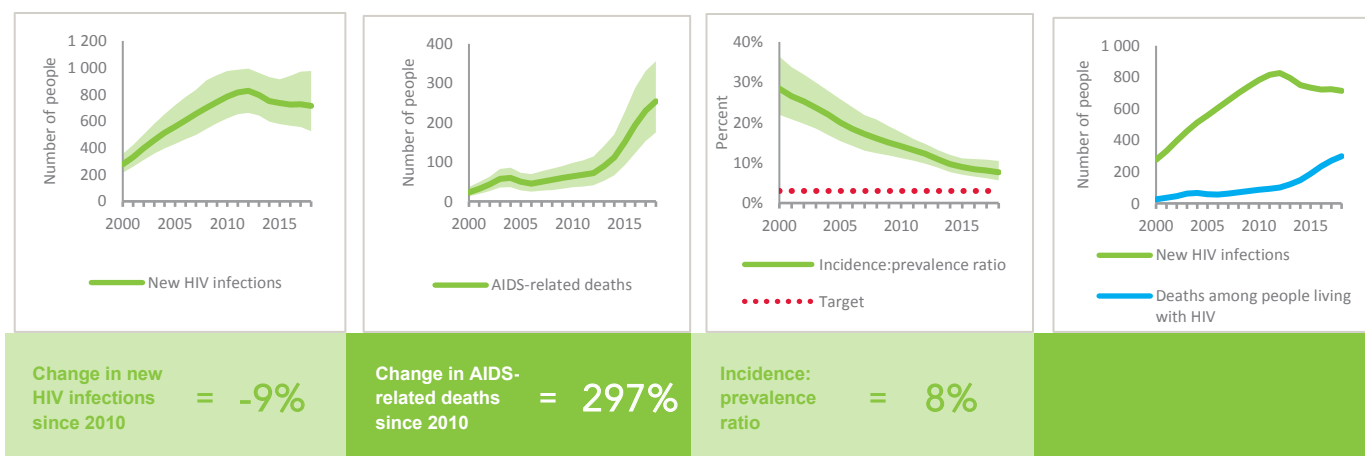
## VIOLENCE

Proportion of ever-married or partnered women aged 15–49 years who experienced physical or sexual violence from a male intimate partner in the past 12 months

## EXPENDITURES

	Financing sources					Total
	Domestic private	Domestic public	International: PEPFAR	International: Global Fund	International: all others	
Last available report: 2017	\$376 292	\$13 444 827	...	\$6 040 729	\$67 647	\$19 929 496

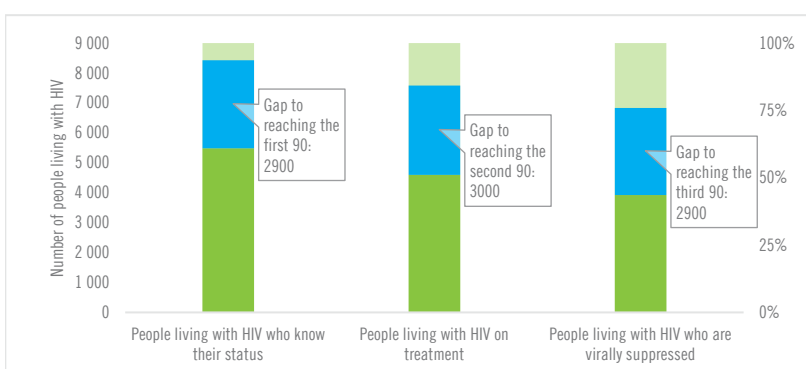
## EPIDEMIC TRANSITION METRICS



## KEY POPULATIONS

	Sex workers	Gay men and other men who have sex with men	People who inject drugs	Transgender people	Prisoners
Estimated size of population	...	19 000	...	...	...
HIV prevalence	0.9%	16.2%	2.3%	...	0.2%
Know their HIV status	...	55.5%	...	...	...
Antiretroviral therapy coverage	...	...	...	...	...
Condom use	93.4%	72.5%	36.5%	...	...
Coverage of HIV prevention programmes	...	...	...	...	...
Avoidance of health care because of stigma and discrimination	...	...	...	...	...
Expenditures (2017)	\$320 423	\$522 225	\$4 679 165		

## HIV TESTING AND TREATMENT CASCADE



	59% [51–68%]	49% [42–57%] 4600	42% [36–49%]
All ages			
Children (0–14)	...% [...–...%]	...% [...–...%] ...	...% [...–...%]
Women (15+)	50% [43–59%]	48% [41–56%] 1400	41% [36–48%]
Men (15+)	62% [53–73%]	50% [43–58%] 3100	42% [36–49%]

## ELIMINATION OF MOTHER-TO-CHILD TRANSMISSION

	2010	2018
Percentage of pregnant women living with HIV accessing antiretroviral medicines	...% [...–...%]	...% [...–...%]
Early infant diagnosis	...% [...–...%]	...% [...–...%]

## HIV COMORBIDITIES

Estimated number of incident tuberculosis cases among people living with HIV (2017)	59 [49–70]
People living with HIV who started TB preventive therapy (2017)	19.7%
Cervical cancer screening of women living with HIV	...
People coinfectd with HIV and hepatitis B virus receiving combined treatment (2018)	92.5%
People coinfectd with HIV and hepatitis C virus starting hepatitis C treatment (2018)	28.6%

## HIV PREVENTION

Adults aged 15+ years with unsuppressed viral load	0.2%
Knowledge of HIV prevention among young people aged 15–24 years	
— Women	...
— Men	...
Condom use at last sex with a non-marital, non-cohabiting partner	
— Women	...
— Men	...
Women aged 15–49 years who have their demand for family planning satisfied by modern methods	...
Men aged 15–49 years who are circumcised	Not applicable
Voluntary medical male circumcisions performed according to national standards	Not applicable
People who received PrEP at least once during the reporting period (2018)	121
Harm reduction	
— Use of sterile injecting equipment at last injection (2017)	90.4%
— Needles and syringes distributed per person who injects (2018)	72
— Coverage of opioid substitution therapy (2018)	48.7%
— Naloxone available (2019)	Yes
— Safe injection rooms available (2019)	No

## EPIDEMIC ESTIMATES

	2010	2015	2018
<b>New HIV infections</b>			
New HIV infections (all ages)	2000 [1900–2000]	2500 [2400–2600]	2600 [2500–2700]
New HIV infections (0–14)	<100 [<100– <100]	<100 [<100– <100]	<100 [<100– <100]
New HIV infections (women, 15+)	670 [620–720]	850 [780–910]	880 [810–940]
New HIV infections (men, 15+)	1300 [1200–1300]	1600 [1500–1700]	1700 [1600–1800]
HIV incidence per 1000 population	0.12 [0.11–0.12]	0.14 [0.13–0.14]	0.14 [0.13–0.14]
<b>AIDS-related deaths</b>			
AIDS-related deaths (all ages)	<500 [<500– <500]	<500 [<500–540]	<500 [<500–530]
AIDS-related deaths (0–14)	<100 [<100– <100]	<100 [<100– <100]	<100 [<100– <100]
AIDS-related deaths (women, 15+)	<100 [<100– <200]	<200 [<100– <200]	<100 [<100– <200]
AIDS-related deaths (men, 15+)	<200 [<200– <500]	<500 [<500– <500]	<500 [<500– <500]
<b>People living with HIV</b>			
People living with HIV (all ages)	11 000 [10 000–11 000]	20 000 [18 000–21 000]	26 000 [24 000–27 000]
People living with HIV (0–14)	<200 [<200– <200]	<200 [<200– <500]	<500 [<500– <500]
People living with HIV (women, 15+)	3800 [3500–4000]	7000 [6500–7500]	9200 [8600–9800]
People living with HIV (men, 15+)	6900 [6400–7400]	13 000 [12 000–13 000]	16 000 [15 000–17 000]
HIV prevalence (15–49)	0.1 [<0.1–0.1]	0.2 [0.2–0.2]	0.2 [0.2–0.2]

## LAWS AND POLICIES

Laws criminalizing the transmission of, non-disclosure of or exposure to HIV transmission	Yes
Criminalization of sex work among consenting adults	Sex work is not subject to punitive regulations or is not criminalized
Criminalization of same-sex sexual acts	Laws penalizing same-sex sexual acts have been decriminalized or never existed
Drug use or possession for personal use is an offence	Possession of drugs for personal use or drug use and/or consumption are specified as non-criminal offences
Criminalization of transgender people	Neither criminalized nor prosecuted
Laws or policies restricting the entry, stay and residence of people living with HIV	Yes
Parental consent for adolescents to access HIV testing	Yes, for adolescents younger than 18 years
Spousal consent for married women to access sexual and reproductive health services	No
Mandatory HIV testing for marriage, work or residence permits or for certain groups	Yes

## STIGMA AND DISCRIMINATION

Percentage of women and men aged 15–49 years who report discriminatory attitudes towards people living with HIV (2015 refers to women only)	2011	2015
	64.8	71.9
Percentage of people living with HIV denied health services because of their HIV status in the last 12 months		2015
		17.6
Percentage of people living with HIV who reported a health-care professional told others about their HIV status without their consent		2015
		22.9

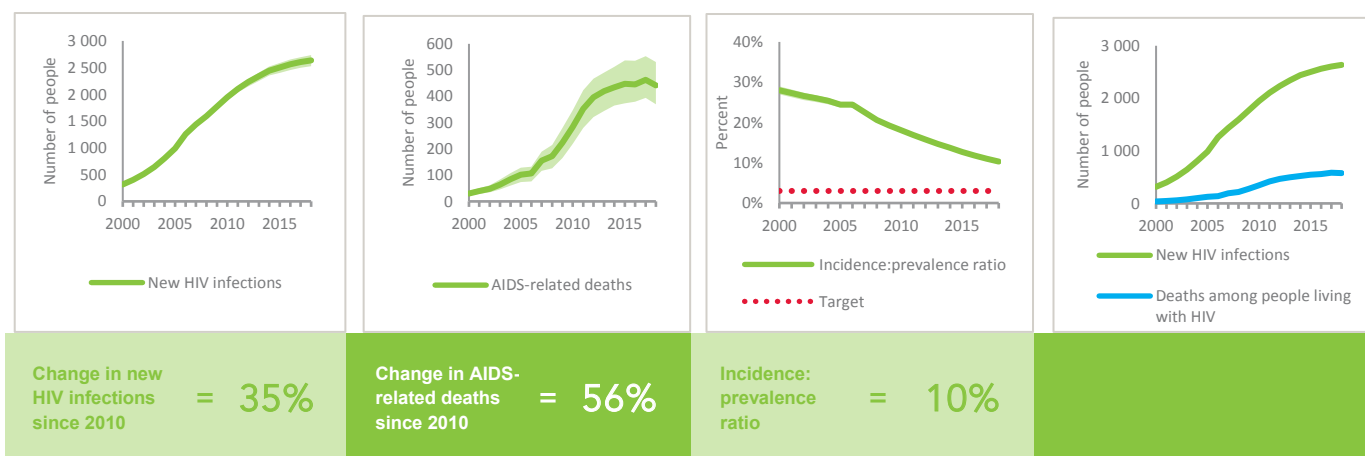
## VIOLENCE

Proportion of ever-married or partnered women aged 15–49 years who experienced physical or sexual violence from a male intimate partner in the past 12 months

## EXPENDITURES

	Financing sources					Total
	Domestic private	Domestic public	International: PEPFAR	International: Global Fund	International: all others	
Last available report: 2018	\$0	\$31 104 180	\$1 392 742	\$889 291	\$207 825	\$33 594 038

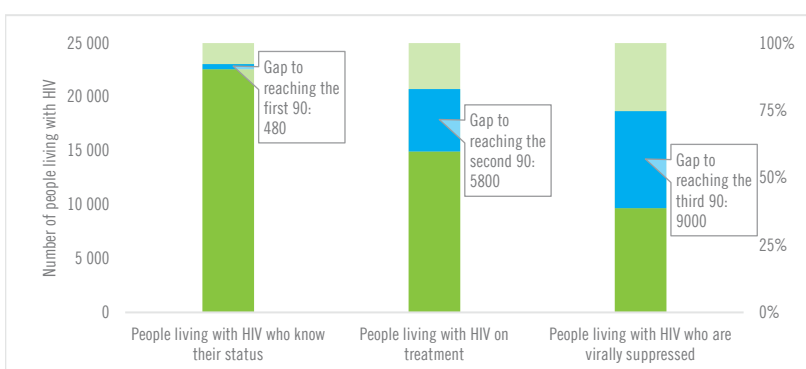
## EPIDEMIC TRANSITION METRICS



## KEY POPULATIONS

	Sex workers	Gay men and other men who have sex with men	People who inject drugs	Transgender people	Prisoners
Estimated size of population	...	...	...	...	...
HIV prevalence	1.9%	6.2%	7.9%	...	3.5%
Know their HIV status	93.7%	86.8%	77.1%	...	...
Antiretroviral therapy coverage	...	...	...	...	...
Condom use	92.3%	77.8%	51.8%	...	...
Coverage of HIV prevention programmes	88.0%	...	...	...	...
Avoidance of health care because of stigma and discrimination	...	...	...	...	...
Expenditures (2017)	\$1 466 971	\$620 739	\$3 150 493	...	...

## HIV TESTING AND TREATMENT CASCADE



	2010	2018
All ages	88% [81–94%]	58% [54–62%] 15 000
Children (0–14)	>95% [86–>95%]	>95% [>95–>95%] 430
Women (15+)	>95% [90–>95%]	69% [64–73%] 6400
Men (15+)	83% [76–89%]	51% [46–55%] 8100

## ELIMINATION OF MOTHER-TO-CHILD TRANSMISSION

	2010	2018
Percentage of pregnant women living with HIV accessing antiretroviral medicines	>95% [>95–>95%]	59% [54–65%]
Early infant diagnosis	>95% [>95–>95%]	51.5% [47.2–57.1%]

## HIV COMORBIDITIES

Estimated number of incident tuberculosis cases among people living with HIV (2017)	530 [340–750]
People living with HIV who started TB preventive therapy (2017)	44%
Cervical cancer screening of women living with HIV	...
People coinfecting with HIV and hepatitis B virus receiving combined treatment (2018)	86.9%
People coinfecting with HIV and hepatitis C virus starting hepatitis C treatment (2018)	4.3%

## HIV PREVENTION

Adults aged 15+ years with unsuppressed viral load	0.1%
Knowledge of HIV prevention among young people aged 15–24 years (2015)	
— Women	26.7%
— Men	...
Condom use at last sex with a non-marital, non-cohabiting partner	
— Women	...
— Men	...
Women aged 15–49 years who have their demand for family planning satisfied by modern methods	...
Men aged 15–49 years who are circumcised	Not applicable
Voluntary medical male circumcisions performed according to national standards	Not applicable
People who received PrEP at least once during the reporting period	...
Harm reduction	
— Use of sterile injecting equipment at last injection (2018)	52.6%
— Needles and syringes distributed per person who injects (2018)	95
— Coverage of opioid substitution therapy (2018)	0.4%
— Naloxone available (2019)	Yes
— Safe injection rooms available (2019)	No

## EPIDEMIC ESTIMATES

	2010	2015	2018
<b>New HIV infections</b>			
New HIV infections (all ages)	1100 [840–1500]	770 [510–1200]	570 [<500–970]
New HIV infections (0–14)	<100 [<100– <100]	<100 [<100– <100]	<100 [<100– <100]
New HIV infections (women, 15+)	<500 [<500– <500]	<500 [<200– <500]	<200 [<100– <500]
New HIV infections (men, 15+)	760 [560–1000]	520 [<500–780]	<500 [<500–660]
HIV incidence per 1000 population	0.2 [0.15–0.28]	0.13 [0.08–0.2]	0.09 [0.05–0.16]
<b>AIDS-related deaths</b>			
AIDS-related deaths (all ages)	<200 [<100– <200]	<200 [<100– <500]	<200 [<200– <500]
AIDS-related deaths (0–14)	<100 [<100– <100]	<100 [<100– <100]	<100 [<100– <100]
AIDS-related deaths (women, 15+)	<100 [<100– <100]	<100 [<100– <100]	<100 [<100– <100]
AIDS-related deaths (men, 15+)	<100 [<100– <200]	<200 [<100– <200]	<200 [<100– <500]
<b>People living with HIV</b>			
People living with HIV (all ages)	4100 [3200–5500]	7600 [5900–10 000]	8500 [6500–12 000]
People living with HIV (0–14)	<200 [<200– <200]	<500 [<500– <500]	<500 [<500– <500]
People living with HIV (women, 15+)	1200 [950–1600]	2300 [1800–3100]	2700 [2100–3700]
People living with HIV (men, 15+)	2700 [2200–3700]	4900 [3800–6700]	5400 [4100–7500]
HIV prevalence (15–49)	0.1 [<0.1–0.2]	0.2 [0.2–0.3]	0.2 [0.2–0.3]

## LAWS AND POLICIES

Laws criminalizing the transmission of, non-disclosure of or exposure to HIV transmission	Yes
Criminalization of sex work among consenting adults	Any criminalization or punitive regulation of sex work
Criminalization of same-sex sexual acts	Laws penalizing same-sex sexual acts have been decriminalized or never existed
Drug use or possession for personal use is an offence	Possession of drugs for personal use or drug use and/or consumption are specified as criminal offences
Criminalization of transgender people	Neither criminalized nor prosecuted
Laws or policies restricting the entry, stay and residence of people living with HIV	Yes
Parental consent for adolescents to access HIV testing	Yes, for adolescents younger than 18 years
Spousal consent for married women to access sexual and reproductive health services	No
Mandatory HIV testing for marriage, work or residence permits or for certain groups	Yes

## STIGMA AND DISCRIMINATION

Percentage of women aged 15–49 years who report discriminatory attitudes towards people living with HIV	<b>2006</b>	<b>2014</b>
	83.4	73.7
Percentage of people living with HIV denied health services because of their HIV status in the last 12 months		<b>2015</b>
		9.1
Percentage of people living with HIV who reported a health-care professional told others about their HIV status without their consent		<b>2015</b>
		31.3

## VIOLENCE

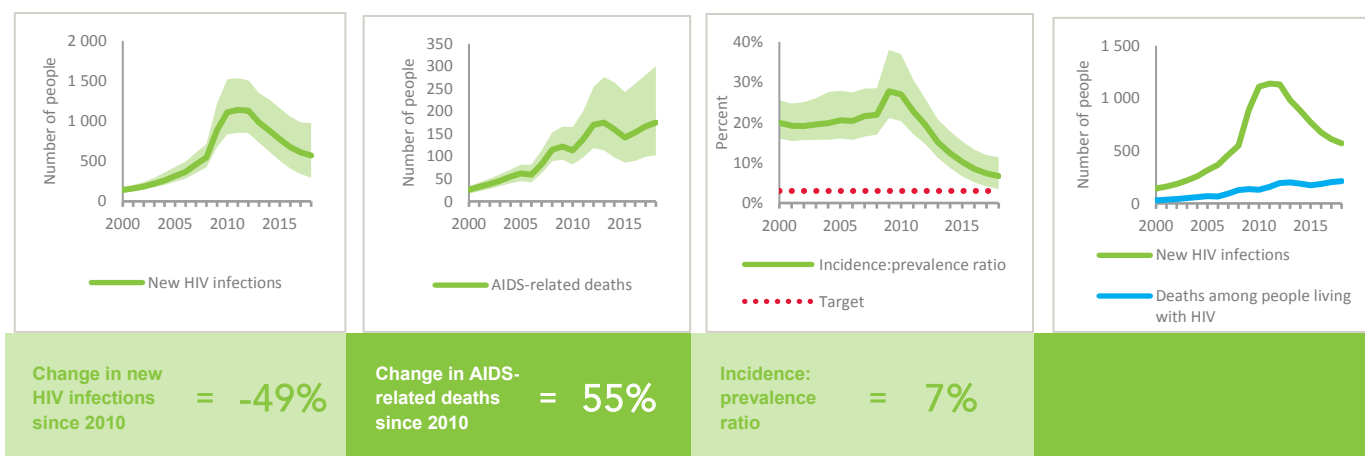
Proportion of ever-married or partnered women aged 15–49 years who experienced physical or sexual violence from a male intimate partner in the past 12 months

## EXPENDITURES

	Financing sources					Total
	Domestic private	Domestic public	International: PEPFAR	International: Global Fund	International: all others	
Last available report: 2018	...	\$2 456 267	...	...	...	\$9 961 526



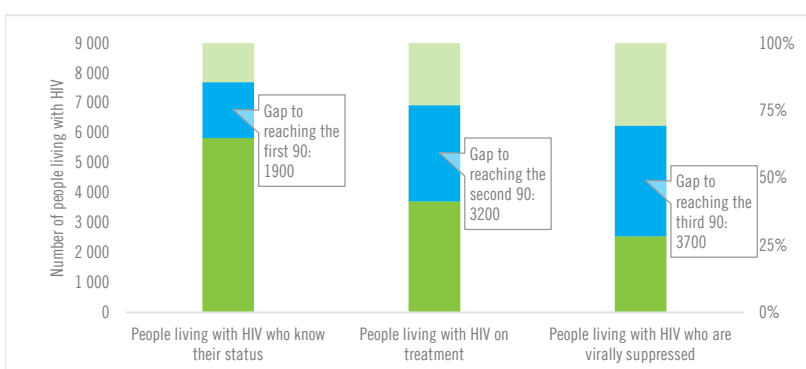
## EPIDEMIC TRANSITION METRICS



## KEY POPULATIONS

	Sex workers	Gay men and other men who have sex with men	People who inject drugs	Transgender people	Prisoners
Estimated size of population	...	...	...	...	...
HIV prevalence	2.0%	6.6%	14.3%	...	11.3%
Know their HIV status	57.5%	...	...	...	...
Antiretroviral therapy coverage	...	...	...	...	...
Condom use	97.2%	...	58.8%	...	...
Coverage of HIV prevention programmes	...	37.8%	40.4%	...	...
Avoidance of health care because of stigma and discrimination	...	...	...	...	...
Expenditures (2017)	\$552 714	\$791 769	\$2 776 249		

## HIV TESTING AND TREATMENT CASCADE



	68% [52–92%]	43% [33–59%] 3700	30% [22–40%]
All ages			
Children (0–14)	>95% [81–>95%]	>95% [>95–>95%] 450	78% [65–>95%]
Women (15+)	79% [60–>95%]	54% [41–73%] 1500	41% [31–55%]
Men (15+)	61% [46–84%]	33% [25–46%] 1800	21% [16–29%]

## ELIMINATION OF MOTHER-TO-CHILD TRANSMISSION

	2010	2018
Percentage of pregnant women living with HIV accessing antiretroviral medicines	76% [55–>95%]	88% [69–>95%]
Early infant diagnosis	<1% [<1–<1%]	82.1% [61.4–>95%]

## HIV COMORBIDITIES

Estimated number of incident tuberculosis cases among people living with HIV (2017)	310 [250–370]
People living with HIV who started TB preventive therapy (2017)	94.4%
Cervical cancer screening of women living with HIV	...
People coinfecting with HIV and hepatitis B virus receiving combined treatment (2018)	94.1%
People coinfecting with HIV and hepatitis C virus starting hepatitis C treatment (2018)	23.8%

## HIV PREVENTION

Adults aged 15+ years with unsuppressed viral load	0.1%
Knowledge of HIV prevention among young people aged 15–24 years (2014)	
— Women	19.8%
— Men	...
Condom use at last sex with a non-marital, non-cohabiting partner	
— Women	...
— Men	...
Women aged 15–49 years who have their demand for family planning satisfied by modern methods	...
Men aged 15–49 years who are circumcised	Not applicable
Voluntary medical male circumcisions performed according to national standards	Not applicable
People who received PrEP at least once during the reporting period (2018)	2
Harm reduction	
— Use of sterile injecting equipment at last injection (2017)	80.9%
— Needles and syringes distributed per person who injects (2018)	170
— Coverage of opioid substitution therapy (2018)	4.4%
— Naloxone available (2019)	Yes
— Safe injection rooms available (2019)	No

## EPIDEMIC ESTIMATES

	2010	2015	2018
<b>New HIV infections</b>			
New HIV infections (all ages)	<100 [<100– <100]	<100 [<100– <100]	<100 [<100– <100]
New HIV infections (0–14)	... [...–...]	... [...–...]	... [...–...]
New HIV infections (women, 15+)	<100 [<100– <100]	<100 [<100– <100]	<100 [<100– <100]
New HIV infections (men, 15+)	<100 [<100– <100]	<100 [<100– <100]	<100 [<100– <100]
HIV incidence per 1000 population	0.03 [0.03–0.04]	0.06 [0.05–0.07]	0.08 [0.06–0.1]
<b>AIDS-related deaths</b>			
AIDS-related deaths (all ages)	<100 [<100– <100]	<100 [<100– <100]	<100 [<100– <100]
AIDS-related deaths (0–14)	... [...–...]	... [...–...]	... [...–...]
AIDS-related deaths (women, 15+)	<100 [<100– <100]	<100 [<100– <100]	<100 [<100– <100]
AIDS-related deaths (men, 15+)	<100 [<100– <100]	<100 [<100– <100]	<100 [<100– <100]
<b>People living with HIV</b>			
People living with HIV (all ages)	<200 [<200– <200]	<500 [<500– <500]	<500 [<500– <500]
People living with HIV (0–14)	... [...–...]	... [...–...]	... [...–...]
People living with HIV (women, 15+)	<100 [<100– <100]	<100 [<100– <100]	<100 [<100– <100]
People living with HIV (men, 15+)	<200 [<200– <200]	<500 [<500– <500]	<500 [<500– <500]
HIV prevalence (15–49)	<0.1 [<0.1– <0.1]	<0.1 [<0.1– <0.1]	0.1 [<0.1–0.1]

## LAWS AND POLICIES

Laws criminalizing the transmission of, non-disclosure of or exposure to HIV transmission	Yes
Criminalization of sex work among consenting adults	Any criminalization or punitive regulation of sex work
Criminalization of same-sex sexual acts	No specific legislation
Drug use or possession for personal use is an offence	Possession of drugs for personal use or drug use and/or consumption are specified as non-criminal offences
Criminalization of transgender people	Neither criminalized nor prosecuted
Laws or policies restricting the entry, stay and residence of people living with HIV	No
Parental consent for adolescents to access HIV testing	Yes, for adolescents younger than 18 years
Spousal consent for married women to access sexual and reproductive health services	No
Mandatory HIV testing for marriage, work or residence permits or for certain groups	Yes

## STIGMA AND DISCRIMINATION

Percentage of women and men aged 15–49 years who report discriminatory attitudes towards people living with HIV	2006	2013
(2006 refers to women only)	59.6	52

Percentage of people living with HIV denied health services because of their HIV status in the last 12 months

Percentage of people living with HIV who reported a health-care professional told others about their HIV status without their consent

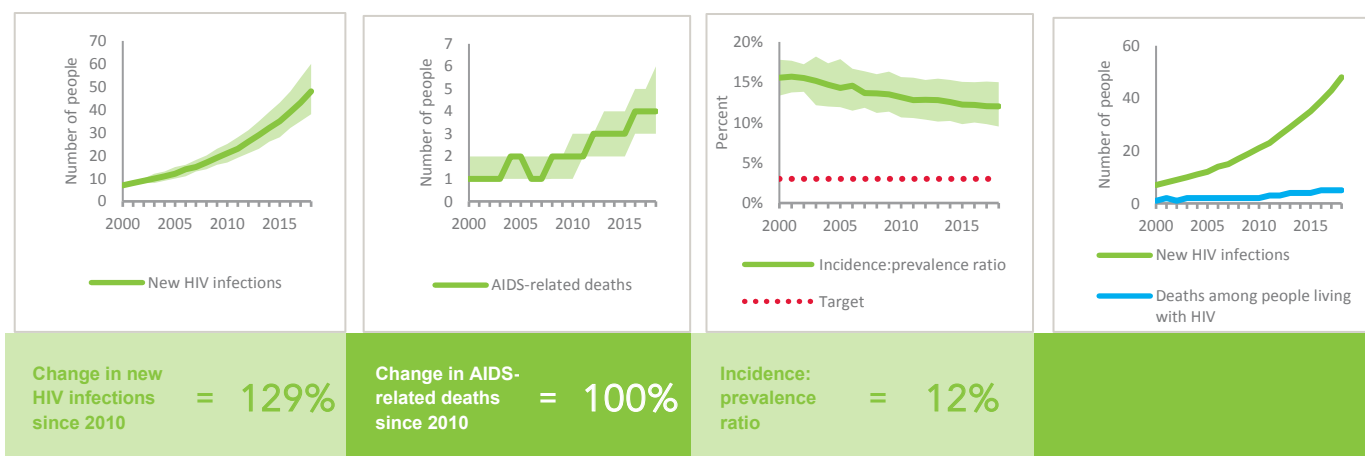
## VIOLENCE

Proportion of ever-married or partnered women aged 15–49 years who experienced physical or sexual violence from a male intimate partner in the past 12 months

## EXPENDITURES

	Financing sources					Total
	Domestic private	Domestic public	International: PEPFAR	International: Global Fund	International: all others	
Last available report: 2009	...	...	...	\$830 121	...	\$830 121

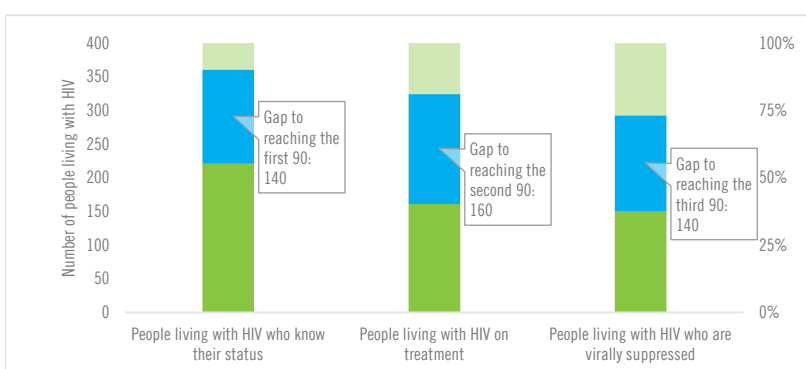
## EPIDEMIC TRANSITION METRICS



## KEY POPULATIONS

	Sex workers	Gay men and other men who have sex with men	People who inject drugs	Transgender people	Prisoners
Estimated size of population	...	...	...	...	...
HIV prevalence	0.5%	12.5%	0.5%	...	0.0%
Know their HIV status	...	...	...	...	...
Antiretroviral therapy coverage	...	...	...	...	...
Condom use	82.8%	...	63.5%	...	...
Coverage of HIV prevention programmes	...	...	...	...	...
Avoidance of health care because of stigma and discrimination	...	...	...	...	...
Expenditures (2017)	\$0	\$0	\$0	...	...

## HIV TESTING AND TREATMENT CASCADE



	2010	2018
All ages	55% [46–64%]	40% [34–46%] 160
Children (0–14)	...% [...–...%]	...% [...–...%] ...
Women (15+)	52% [44–61%]	38% [32–44%] 20
Men (15+)	56% [46–67%]	41% [33–49%] 140

## ELIMINATION OF MOTHER-TO-CHILD TRANSMISSION

	2010	2018
Percentage of pregnant women living with HIV accessing antiretroviral medicines	...% [...–...%]	...% [...–...%]
Early infant diagnosis	...% [...–...%]	...% [...–...%]

## HIV COMORBIDITIES

Estimated number of incident tuberculosis cases among people living with HIV (2017)	0 [0–0]
People living with HIV who started TB preventive therapy (2017)	0%
Cervical cancer screening of women living with HIV	...
People coinfecting with HIV and hepatitis B virus receiving combined treatment (2018)	100%
People coinfecting with HIV and hepatitis C virus starting hepatitis C treatment (2018)	0%

## HIV PREVENTION

Adults aged 15+ years with unsuppressed viral load	<0.1%
Knowledge of HIV prevention among young people aged 15–24 years	...
— Women	...
— Men	...
Condom use at last sex with a non-marital, non-cohabiting partner	...
— Women	...
— Men	...
Women aged 15–49 years who have their demand for family planning satisfied by modern methods	...
Men aged 15–49 years who are circumcised	Not applicable
Voluntary medical male circumcisions performed according to national standards	Not applicable
People who received PrEP at least once during the reporting period	...
Harm reduction	...
— Use of sterile injecting equipment at last injection (2014)	92%
— Needles and syringes distributed per person who injects (2017)	144
— Coverage of opioid substitution therapy	...
— Naloxone available (2019)	No
— Safe injection rooms available (2019)	No

## EPIDEMIC ESTIMATES

	2010	2015	2018
<b>New HIV infections</b>			
New HIV infections (all ages)	1700 [1100–2600]	1100 [750–1700]	1000 [670–1600]
New HIV infections (0–14)	<100 [<100– <200]	<100 [<100– <100]	<100 [<100– <100]
New HIV infections (women, 15+)	580 [<500–910]	<500 [<500–610]	<500 [<500–550]
New HIV infections (men, 15+)	1000 [680–1600]	690 [<500–1100]	620 [<500–960]
HIV incidence per 1000 population	0.39 [0.26–0.6]	0.27 [0.18–0.42]	0.25 [0.16–0.38]
<b>AIDS-related deaths</b>			
AIDS-related deaths (all ages)	740 [510–1100]	700 [<500–1100]	570 [<500–860]
AIDS-related deaths (0–14)	<100 [<100– <100]	<100 [<100– <100]	<100 [<100– <100]
AIDS-related deaths (women, 15+)	<500 [<200– <500]	<200 [<200– <500]	<200 [<100– <500]
AIDS-related deaths (men, 15+)	<500 [<500–650]	<500 [<500–710]	<500 [<500–570]
<b>People living with HIV</b>			
People living with HIV (all ages)	16 000 [12 000–20 000]	17 000 [14 000–22 000]	17 000 [14 000–23 000]
People living with HIV (0–14)	<500 [<500– <500]	<500 [<500– <500]	<500 [<500– <500]
People living with HIV (women, 15+)	5600 [4500–7300]	6500 [5300–8500]	6900 [5600–9000]
People living with HIV (men, 15+)	9800 [7700–13 000]	10 000 [8100–13 000]	10 000 [8100–13 000]
HIV prevalence (15–49)	0.5 [0.4–0.7]	0.6 [0.5–0.8]	0.6 [0.5–0.8]

## LAWS AND POLICIES

Laws criminalizing the transmission of, non-disclosure of or exposure to HIV transmission	Yes
Criminalization of sex work among consenting adults	Any criminalization or punitive regulation of sex work
Criminalization of same-sex sexual acts	No specific legislation
Drug use or possession for personal use is an offence	Possession of drugs for personal use or drug use and/or consumption are specified as non-criminal offences
Criminalization of transgender people	Neither criminalized nor prosecuted
Laws or policies restricting the entry, stay and residence of people living with HIV	No
Parental consent for adolescents to access HIV testing	Yes, for adolescents younger than 18 years
Spousal consent for married women to access sexual and reproductive health services	No
Mandatory HIV testing for marriage, work or residence permits or for certain groups	No

## STIGMA AND DISCRIMINATION

Percentage of women and men aged 15–49 years who report discriminatory attitudes towards people living with HIV

Percentage of people living with HIV denied health services because of their HIV status in the last 12 months

Percentage of people living with HIV who reported a health-care professional told others about their HIV status without their consent

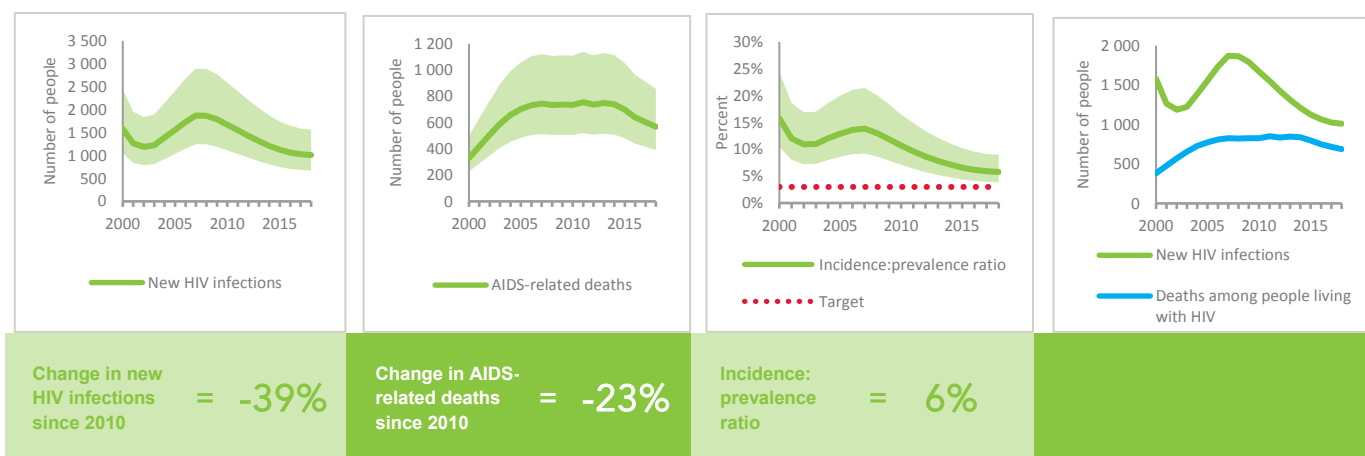
## VIOLENCE

Proportion of ever-married or partnered women aged 15–49 years who experienced physical or sexual violence from a male intimate partner in the past 12 months

## EXPENDITURES

	Financing sources					Total
	Domestic private	Domestic public	International: PEPFAR	International: Global Fund	International: all others	
Last available report: 2018	...	\$4 167 839	...	\$3 046 943	\$1 005 771	\$8 220 554

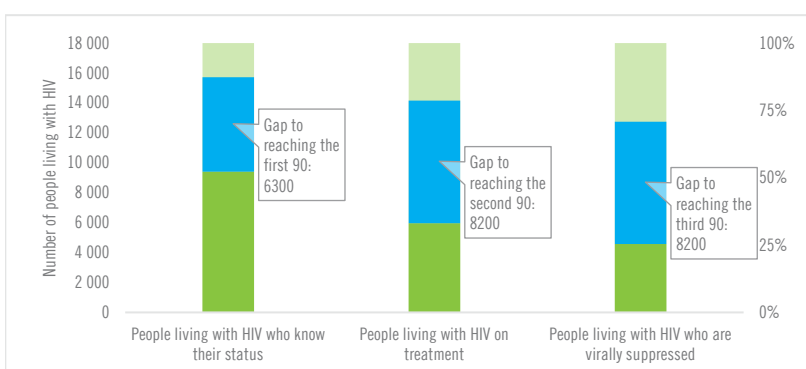
## EPIDEMIC TRANSITION METRICS



## KEY POPULATIONS

	Sex workers	Gay men and other men who have sex with men	People who inject drugs	Transgender people	Prisoners
Estimated size of population	...	...	...	...	...
HIV prevalence	3.9%	9.0%	13.9%	...	3.8%
Know their HIV status	...	44.3%	...	...	...
Antiretroviral therapy coverage	...	...	...	...	...
Condom use	88.2%	61.2%	...	...	...
Coverage of HIV prevention programmes	60.7%	63.2%	39.0%	...	...
Avoidance of health care because of stigma and discrimination	...	...	...	...	...
Expenditures (2017)	\$320 510	\$246 250	\$1 644 081		

## HIV TESTING AND TREATMENT CASCADE



	2010	2018
All ages	54% [43–70%]	34% [27–45%] 6000
Children (0–14)	41% [30–56%]	40% [30–55%] 130
Women (15+)	61% [50–80%]	41% [33–53%] 2800
Men (15+)	49% [39–64%]	29% [23–38%] 3000

## ELIMINATION OF MOTHER-TO-CHILD TRANSMISSION

	2010	2018
Percentage of pregnant women living with HIV accessing antiretroviral medicines	45% [33–61%]	73% [54– >95%]
Early infant diagnosis	49.8% [36.3–66.7%]	74.2% [54.1– >95%]

## HIV COMORBIDITIES

Estimated number of incident tuberculosis cases among people living with HIV (2017)	330 [280–390]
People living with HIV who started TB preventive therapy (2017)	9.5%
Cervical cancer screening of women living with HIV	...
People coinfectd with HIV and hepatitis B virus receiving combined treatment	...
People coinfectd with HIV and hepatitis C virus starting hepatitis C treatment	...

## HIV PREVENTION

Adults aged 15+ years with unsuppressed viral load	0.4%
Knowledge of HIV prevention among young people aged 15–24 years	...
— Women	...
— Men	...
Condom use at last sex with a non-marital, non-cohabiting partner	...
— Women	...
— Men	...
Women aged 15–49 years who have their demand for family planning satisfied by modern methods	...
Men aged 15–49 years who are circumcised	Not applicable
Voluntary medical male circumcisions performed according to national standards	Not applicable
People who received PrEP at least once during the reporting period (2018)	1
Harm reduction	
— Use of sterile injecting equipment at last injection	...
— Needles and syringes distributed per person who injects (2018)	79
— Coverage of opioid substitution therapy (2017)	3.2%
— Naloxone available (2019)	Yes
— Safe injection rooms available (2019)	No

### EPIDEMIC ESTIMATES

	2010	2015	2018
<b>New HIV infections</b>			
New HIV infections (all ages)	1200 [1000–1500]	1100 [820–1400]	840 [590–1200]
New HIV infections (0–14)	<200 [<100– <200]	<200 [<100– <200]	<100 [<100– <100]
New HIV infections (women, 15+)	<500 [<500– <500]	<500 [<200– <500]	<200 [<200– <500]
New HIV infections (men, 15+)	840 [670–1100]	740 [560–960]	600 [<500–870]
HIV incidence per 1000 population	0.16 [0.13–0.19]	0.12 [0.09–0.16]	0.09 [0.06–0.13]
<b>AIDS-related deaths</b>			
AIDS-related deaths (all ages)	<500 [<500–560]	500 [<500–650]	<500 [<500– <500]
AIDS-related deaths (0–14)	<100 [<100– <100]	<100 [<100– <100]	<100 [<100– <100]
AIDS-related deaths (women, 15+)	<100 [<100– <200]	<100 [<100– <100]	<100 [<100– <100]
AIDS-related deaths (men, 15+)	<500 [<200– <500]	<500 [<500–500]	<500 [<500– <500]
<b>People living with HIV</b>			
People living with HIV (all ages)	9200 [7500–11 000]	12 000 [9700–14 000]	13 000 [11 000–16 000]
People living with HIV (0–14)	<500 [<500– <500]	<500 [<500–550]	540 [<500–630]
People living with HIV (women, 15+)	2300 [1800–2700]	3000 [2500–3700]	3500 [2900–4200]
People living with HIV (men, 15+)	6600 [5400–8100]	8300 [6800–10 000]	8900 [7200–11 000]
HIV prevalence (15–49)	0.2 [0.2–0.2]	0.2 [0.2–0.3]	0.2 [0.2–0.3]

### LAWS AND POLICIES

Laws criminalizing the transmission of, non-disclosure of or exposure to HIV transmission	Yes
Criminalization of sex work among consenting adults	Any criminalization or punitive regulation of sex work
Criminalization of same-sex sexual acts	Laws penalizing same-sex sexual acts have been decriminalized or never existed
Drug use or possession for personal use is an offence	Possession of drugs for personal use or drug use and/or consumption are specified as criminal offences
Criminalization of transgender people	Neither criminalized nor prosecuted
Laws or policies restricting the entry, stay and residence of people living with HIV	No
Parental consent for adolescents to access HIV testing	Yes, for adolescents younger than 18 years
Spousal consent for married women to access sexual and reproductive health services	No
Mandatory HIV testing for marriage, work or residence permits or for certain groups	Yes

### STIGMA AND DISCRIMINATION

Percentage of women aged 15–49 years who report discriminatory attitudes towards people living with HIV	<b>2017</b>	75.3
Percentage of people living with HIV denied health services because of their HIV status in the last 12 months	<b>2015</b>	21.1
Percentage of people living with HIV who reported a health-care professional told others about their HIV status without their consent	<b>2015</b>	20.1

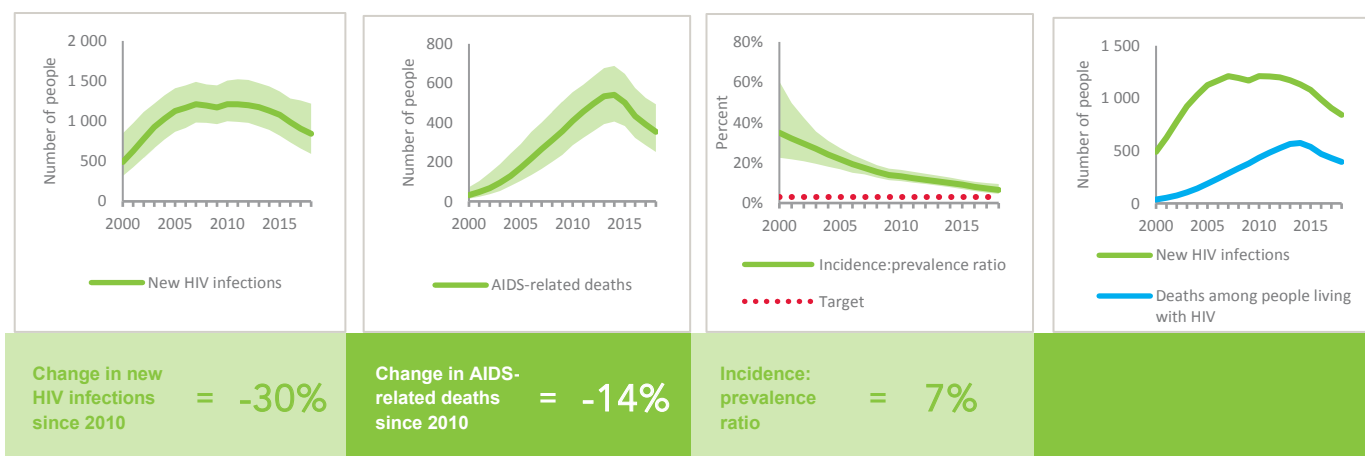
### VIOLENCE

Proportion of ever-married or partnered women aged 15–49 years who experienced physical or sexual violence from a male intimate partner in the past 12 months	<b>2012</b>	15.2	<b>2017</b>	19
---	-------------	------	-------------	----

### EXPENDITURES

	Financing sources					Total
	Domestic private	Domestic public	International: PEPFAR	International: Global Fund	International: all others	
Last available report: 2018	...	\$823 242	\$443 594	\$2 535 123	\$638 030	\$4 439 989

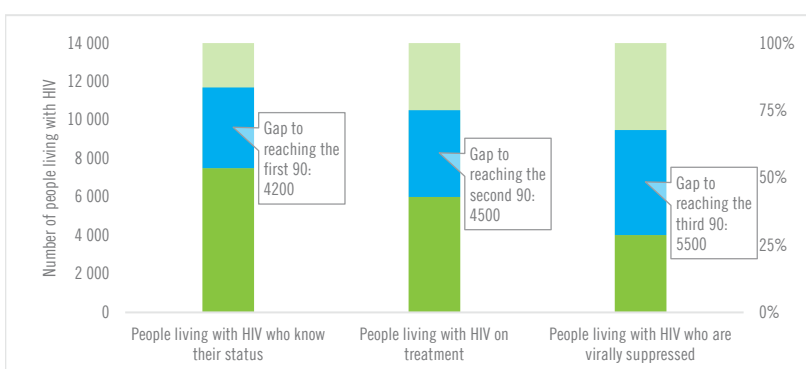
## EPIDEMIC TRANSITION METRICS



## KEY POPULATIONS

	Sex workers	Gay men and other men who have sex with men	People who inject drugs	Transgender people	Prisoners
Estimated size of population	18 000	...	...	...	...
HIV prevalence	2.9%	2.3%	12.1%	...	...
Know their HIV status	98.8%	...	...	...	...
Antiretroviral therapy coverage	74.4%	...	57.7%	...	82.8%
Condom use	76.6%	78.5%	36.6%	80.5%	...
Coverage of HIV prevention programmes	47.3%	...	67.2%	...	...
Avoidance of health care because of stigma and discrimination	...	...	...	...	...
Expenditures (2017)	\$904 513	\$786 423	\$2 627 652	...	...

## HIV TESTING AND TREATMENT CASCADE



	2010	2018
All ages	58% [47–70%]	46% [38–56%] 6000
Children (0–14)	>95% [81–>95%]	>95% [>95–>95%] 750
Women (15+)	80% [67–>95%]	67% [56–81%] 2300
Men (15+)	47% [38–57%]	32% [26–40%] 2900

## ELIMINATION OF MOTHER-TO-CHILD TRANSMISSION

	2010	2018
Percentage of pregnant women living with HIV accessing antiretroviral medicines	12% [10–15%]	46% [39–56%]
Early infant diagnosis	2.3% [1.9–2.9%]	29.1% [24.3–35.1%]

## HIV COMORBIDITIES

Estimated number of incident tuberculosis cases among people living with HIV (2017)	280 [180–400]
People living with HIV who started TB preventive therapy (2017)	47.2%
Women who tested positive for HIV among those screened for cervical cancer (programme data) (2017)	40.9%
People coinfecting with HIV and hepatitis B virus receiving combined treatment (2018)	90.5%
People coinfecting with HIV and hepatitis C virus starting hepatitis C treatment	...

## HIV PREVENTION

Adults aged 15+ years with unsuppressed viral load	0.1%
Knowledge of HIV prevention among young people aged 15–24 years (2017)	
— Women	13.8%
— Men	...
Condom use at last sex with a non-marital, non-cohabiting partner (2017)	
— Women	42.6%
— Men	...
Women aged 15–49 years who have their demand for family planning satisfied by modern methods (2017)	52.2%
Men aged 15–49 years who are circumcised	Not applicable
Voluntary medical male circumcisions performed according to national standards	Not applicable
People who received PrEP at least once during the reporting period	...
Harm reduction	
— Use of sterile injecting equipment at last injection (2018)	55.6%
— Needles and syringes distributed per person who injects (2018)	200
— Coverage of opioid substitution therapy (2018)	2.7%
— Naloxone available (2019)	Yes
— Safe injection rooms available (2019)	No

EPIDEMIC ESTIMATES

	2010	2015	2018
<b>New HIV infections</b>			
New HIV infections (all ages)	<100 [<100- <100]	<100 [<100- <100]	<100 [<100- <100]
New HIV infections (0–14)	... [...-...]	... [...-...]	... [...-...]
New HIV infections (women, 15+)	<100 [<100- <100]	<100 [<100- <100]	<100 [<100- <100]
New HIV infections (men, 15+)	<100 [<100- <100]	<100 [<100- <100]	<100 [<100- <100]
HIV incidence per 1000 population	0.01 [0.01–0.01]	0.02 [0.02–0.02]	0.02 [0.02–0.03]
<b>AIDS-related deaths</b>			
AIDS-related deaths (all ages)	<100 [<100- <100]	<100 [<100- <100]	<100 [<100- <100]
AIDS-related deaths (0–14)	... [...-...]	... [...-...]	... [...-...]
AIDS-related deaths (women, 15+)	<100 [<100- <100]	<100 [<100- <100]	<100 [<100- <100]
AIDS-related deaths (men, 15+)	<100 [<100- <100]	<100 [<100- <100]	<100 [<100- <100]
<b>People living with HIV</b>			
People living with HIV (all ages)	<200 [<200- <200]	<500 [<500- <500]	<500 [<500–520]
People living with HIV (0–14)	... [...-...]	... [...-...]	... [...-...]
People living with HIV (women, 15+)	<100 [<100- <100]	<100 [<100- <100]	<100 [<100- <100]
People living with HIV (men, 15+)	<200 [<200- <200]	<500 [<500- <500]	<500 [<500- <500]
HIV prevalence (15–49)	<0.1 [<0.1– <0.1]	<0.1 [<0.1– <0.1]	<0.1 [<0.1– <0.1]

LAWS AND POLICIES

Laws criminalizing the transmission of, non-disclosure of or exposure to HIV transmission	...
Criminalization of sex work among consenting adults	...
Criminalization of same-sex sexual acts	Laws penalizing same-sex sexual acts have been decriminalized or never existed
Drug use or possession for personal use is an offence	...
Criminalization of transgender people	...
Laws or policies restricting the entry, stay and residence of people living with HIV	No
Parental consent for adolescents to access HIV testing	...
Spousal consent for married women to access sexual and reproductive health services	...
Mandatory HIV testing for marriage, work or residence permits or for certain groups	...

STIGMA AND DISCRIMINATION

Percentage of women and men aged 15–49 years who report discriminatory attitudes towards people living with HIV

Percentage of people living with HIV denied health services because of their HIV status in the last 12 months

Percentage of people living with HIV who reported a health-care professional told others about their HIV status without their consent

VIOLENCE

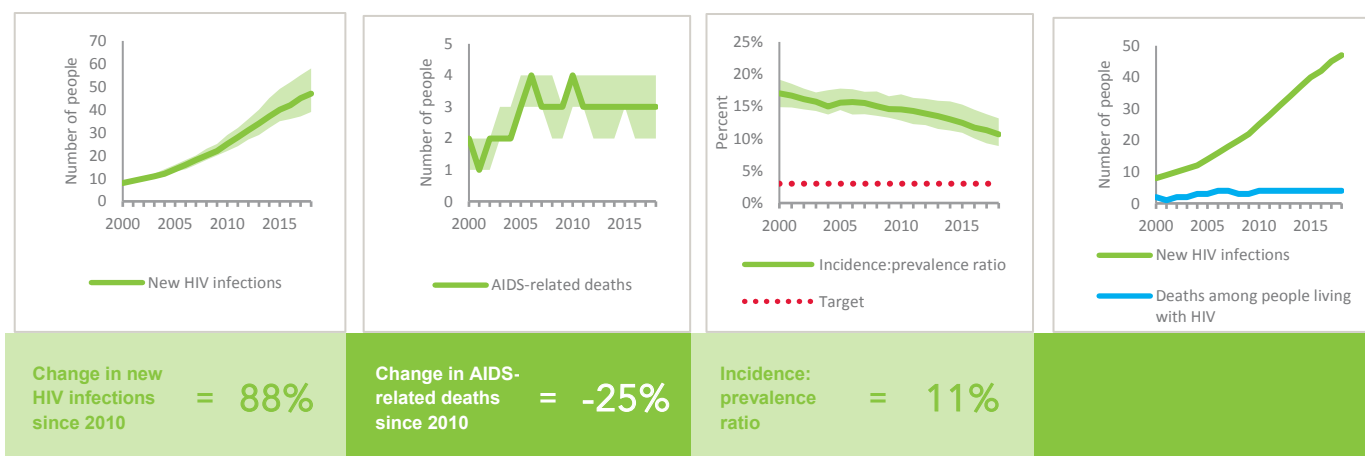
Proportion of ever-married or partnered women aged 15–49 years who experienced physical or sexual violence from a male intimate partner in the past 12 months

EXPENDITURES

	Financing sources					Total
	Domestic private	Domestic public	International: PEPFAR	International: Global Fund	International: all others	
Last available report: 2010	\$41 378	\$2 366 290	...	\$1 723 215	\$171 120	\$4 764 351



## EPIDEMIC TRANSITION METRICS



## KEY POPULATIONS

	Sex workers	Gay men and other men who have sex with men	People who inject drugs	Transgender people	Prisoners
Estimated size of population	...	...	6800	...	2300
HIV prevalence	0.0%	5.4%	0.0%	...	0.0%
Know their HIV status	49.1%	...	37.4%	...	...
Antiretroviral therapy coverage	...	...	...	...	...
Condom use	90.0%	51.3%	39.8%	...	...
Coverage of HIV prevention programmes	80.9%	52.3%	67.0%	...	...
Avoidance of health care because of stigma and discrimination	...	...	...	...	...
Expenditures (0)	...	...	...	...	...

## HIV TESTING AND TREATMENT CASCADE



	59% [51–69%]	54% [47–63%] 240	46% [40–54%]
All ages			
Children (0–14)	...% [...–...%]	...% [...–...%] ...	...% [...–...%]
Women (15+)	41% [36–48%]	41% [36–48%] 20	41% [36–48%]
Men (15+)	61% [54–72%]	55% [48–65%] 210	47% [41–55%]

## ELIMINATION OF MOTHER-TO-CHILD TRANSMISSION

	2010	2018
Percentage of pregnant women living with HIV accessing antiretroviral medicines	% [–%]	...% [...–...%]
Early infant diagnosis	...% [...–...%]	...% [...–...%]

## HIV COMORBIDITIES

Estimated number of incident tuberculosis cases among people living with HIV (2017)	0 [0–0]
People living with HIV who started TB preventive therapy (2017)	...
Cervical cancer screening of women living with HIV	...
People coinfecting with HIV and hepatitis B virus receiving combined treatment (2018)	100%
People coinfecting with HIV and hepatitis C virus starting hepatitis C treatment (2018)	0%

## HIV PREVENTION

Adults aged 15+ years with unsuppressed viral load	<0.1%
Knowledge of HIV prevention among young people aged 15–24 years	
— Women	...
— Men	...
Condom use at last sex with a non-marital, non-cohabiting partner	
— Women	...
— Men	...
Women aged 15–49 years who have their demand for family planning satisfied by modern methods	...
Men aged 15–49 years who are circumcised	Not applicable
Voluntary medical male circumcisions performed according to national standards	Not applicable
People who received PrEP at least once during the reporting period	...
Harm reduction	
— Use of sterile injecting equipment at last injection (2017)	94.6%
— Needles and syringes distributed per person who injects (2018)	62
— Coverage of opioid substitution therapy (2018)	26.6%
— Naloxone available (2019)	...
— Safe injection rooms available (2019)	...

### KEY POPULATIONS

	Sex workers	Gay men and other men who have sex with men	People who inject drugs	Transgender people	Prisoners
Estimated size of population	...	...	...	...	...
HIV prevalence	...	...	26.0%	...	...
Know their HIV status	...	...	...	...	...
Antiretroviral therapy coverage	...	...	...	...	...
Condom use	...	...	...	...	...
Coverage of HIV prevention programmes	...	...	...	...	...
Avoidance of health care because of stigma and discrimination	...	...	...	...	...
Expenditures (2017)	\$230 355	\$196 265	\$881 820		

### HIV TESTING AND TREATMENT CASCADE



Category	People living with HIV who know their status	People living with HIV on treatment	People living with HIV who are virally suppressed
All ages	...% [...-...%]	...% [...-...%]	...% [...-...%]
Children (0-14)	...% [...-...%]	...% [...-...%]	...% [...-...%]
Women (15+)	...% [...-...%]	...% [...-...%]	...% [...-...%]
Men (15+)	...% [...-...%]	...% [...-...%]	...% [...-...%]

### EXPENDITURES

	Financing sources					Total
	Domestic private	Domestic public	International: PEPFAR	International: Global Fund	International: all others	
Last available report: 2017	\$7 966 202	\$694 996 044	...	...	...	\$703 043 888

### HIV COMORBIDITIES

Estimated number of incident tuberculosis cases among people living with HIV (2017)	18 000 [12 000 -26 000]
People living with HIV who started TB preventive therapy (2017)	97%
Cervical cancer screening of women living with HIV	...
People coinfecting with HIV and hepatitis B virus receiving combined treatment	...
People coinfecting with HIV and hepatitis C virus starting hepatitis C treatment	...

### HIV PREVENTION

Adults aged 15+ years with unsuppressed viral load	...
Knowledge of HIV prevention among young people aged 15-24 years	...
— Women	...
— Men	...
Condom use at last sex with a non-marital, non-cohabiting partner	...
— Women	...
— Men	...
Women aged 15-49 years who have their demand for family planning satisfied by modern methods	...
Men aged 15-49 years who are circumcised	Not applicable
Voluntary medical male circumcisions performed according to national standards	Not applicable
People who received PrEP at least once during the reporting period	...
Harm reduction	...
— Use of sterile injecting equipment at last injection	...
— Needles and syringes distributed per person who injects	...
— Coverage of opioid substitution therapy	...
— Naloxone available (2019)	...
— Safe injection rooms available (2019)	...

**Note:** HIV epidemiological estimates were not available at the time of publication.

---

## LAWS AND POLICIES

Laws criminalizing the transmission of, non-disclosure of or exposure to HIV transmission	Yes
Criminalization of sex work among consenting adults	...
Criminalization of same-sex sexual acts	Laws penalizing same-sex sexual acts have been decriminalized or never existed
Drug use or possession for personal use is an offence	...
Criminalization of transgender people	Neither criminalized nor prosecuted
Laws or policies restricting the entry, stay and residence of people living with HIV	Yes
Parental consent for adolescents to access HIV testing	Yes, for adolescents younger than 14 years
Spousal consent for married women to access sexual and reproductive health services	No
Mandatory HIV testing for marriage, work or residence permits or for certain groups	Yes

---

## STIGMA AND DISCRIMINATION

Percentage of women and men aged 15–49 years who report discriminatory attitudes towards people living with HIV

---

Percentage of people living with HIV denied health services because of their HIV status in the last 12 months

---

Percentage of people living with HIV who reported a health-care professional told others about their HIV status without their consent

---

## VIOLENCE

Proportion of ever-married or partnered women aged 15–49 years who experienced physical or sexual violence from a male intimate partner in the past 12 months

## KEY POPULATIONS

	Sex workers	Gay men and other men who have sex with men	People who inject drugs	Transgender people	Prisoners
Estimated size of population	...	...	...	...	...
HIV prevalence	...	...	...	...	...
Know their HIV status	...	...	...	...	...
Antiretroviral therapy coverage	...	...	...	...	...
Condom use	...	...	...	...	...
Coverage of HIV prevention programmes	...	...	...	...	...
Avoidance of health care because of stigma and discrimination	...	...	...	...	...
Expenditures (0)	...	...	...	...	...

## HIV TESTING AND TREATMENT CASCADE



	People living with HIV who know their status	People living with HIV on treatment	People living with HIV who are virally suppressed
All ages	...% [...-...%]	...% [...-...%]	...% [...-...%]
Children (0-14)	...% [...-...%]	...% [...-...%]	...% [...-...%]
Women (15+)	...% [...-...%]	...% [...-...%]	...% [...-...%]
Men (15+)	...% [...-...%]	...% [...-...%]	...% [...-...%]

## EXPENDITURES

	Financing sources					Total
	Domestic private	Domestic public	International: PEPFAR	International: Global Fund	International: all others	
Last available report:	...	...	...	...	...	...

## HIV COMORBIDITIES

Estimated number of incident tuberculosis cases among people living with HIV (2017)	130 [60-230]
People living with HIV who started TB preventive therapy (2017)	...
Cervical cancer screening of women living with HIV	...
People coinfecting with HIV and hepatitis B virus receiving combined treatment	...
People coinfecting with HIV and hepatitis C virus starting hepatitis C treatment	...

## HIV PREVENTION

Adults aged 15+ years with unsuppressed viral load	...
Knowledge of HIV prevention among young people aged 15-24 years (2015)	...
— Women	25.4%
— Men	...
Condom use at last sex with a non-marital, non-cohabiting partner	...
— Women	...
— Men	...
Women aged 15-49 years who have their demand for family planning satisfied by modern methods	...
Men aged 15-49 years who are circumcised	Not applicable
Voluntary medical male circumcisions performed according to national standards	Not applicable
People who received PrEP at least once during the reporting period	...
Harm reduction	...
— Use of sterile injecting equipment at last injection	...
— Needles and syringes distributed per person who injects	...
— Coverage of opioid substitution therapy	...
— Naloxone available (2019)	...
— Safe injection rooms available (2019)	...

**Note:** HIV epidemiological estimates were not available at the time of publication.

## LAWS AND POLICIES

Laws criminalizing the transmission of, non-disclosure of or exposure to HIV transmission	Yes
Criminalization of sex work among consenting adults	...
Criminalization of same-sex sexual acts	Yes, imprisonment (up to 14 years)
Drug use or possession for personal use is an offence	...
Criminalization of transgender people	...
Laws or policies restricting the entry, stay and residence of people living with HIV	Yes
Parental consent for adolescents to access HIV testing	...
Spousal consent for married women to access sexual and reproductive health services	...
Mandatory HIV testing for marriage, work or residence permits or for certain groups	...

## STIGMA AND DISCRIMINATION

	2006	2016
Percentage of women aged 15–49 years who report discriminatory attitudes towards people living with HIV	81.1	85.8

Percentage of people living with HIV denied health services because of their HIV status in the last 12 months

Percentage of people living with HIV who reported a health-care professional told others about their HIV status without their consent

## VIOLENCE

Proportion of ever-married or partnered women aged 15–49 years who experienced physical or sexual violence from a male intimate partner in the past 12 months

### EPIDEMIC ESTIMATES

	2010	2015	2018
<b>New HIV infections</b>			
New HIV infections (all ages)	26 000 [22 000–30 000]	21 000 [18 000–24 000]	19 000 [16 000–23 000]
New HIV infections (0–14)	600 [<500–740]	510 [<500–670]	<500 [<500–560]
New HIV infections (women, 15+)	8000 [6700–9600]	6400 [5300–7600]	6000 [4900–7200]
New HIV infections (men, 15+)	18 000 [15 000–21 000]	14 000 [12 000–16 000]	13 000 [11 000–15 000]
HIV incidence per 1000 population	0.57 [0.48–0.67]	0.47 [0.39–0.54]	0.44 [0.36–0.52]
<b>AIDS-related deaths</b>			
AIDS-related deaths (all ages)	20 000 [17 000–24 000]	18 000 [14 000–22 000]	16 000 [12 000–20 000]
AIDS-related deaths (0–14)	<500 [<500–740]	<500 [<500–570]	<500 [<200– <500]
AIDS-related deaths (women, 15+)	5500 [4600–6600]	4400 [3300–5900]	4000 [2900–5700]
AIDS-related deaths (men, 15+)	14 000 [12 000–17 000]	13 000 [10 000–16 000]	11 000 [8700–15 000]
<b>People living with HIV</b>			
People living with HIV (all ages)	370 000 [350 000–390 000]	360 000 [340 000–390 000]	360 000 [340 000–390 000]
People living with HIV (0–14)	2500 [2100–2900]	2900 [2500–3300]	2800 [2400–3200]
People living with HIV (women, 15+)	120 000 [110 000–130 000]	130 000 [120 000–130 000]	130 000 [120 000–140 000]
People living with HIV (men, 15+)	250 000 [230 000–260 000]	240 000 [220 000–250 000]	230 000 [210 000–250 000]
HIV prevalence (15–49)	1.4 [1.4–1.5]	1.5 [1.4–1.5]	1.5 [1.4–1.6]

### LAWS AND POLICIES

Laws criminalizing the transmission of, non-disclosure of or exposure to HIV transmission	Yes
Criminalization of sex work among consenting adults	Any criminalization or punitive regulation of sex work
Criminalization of same-sex sexual acts	Laws penalizing same-sex sexual acts have been decriminalized or never existed
Drug use or possession for personal use is an offence	Possession of drugs for personal use or drug use and/or consumption are specified as criminal offences
Criminalization of transgender people	Neither criminalized nor prosecuted
Laws or policies restricting the entry, stay and residence of people living with HIV	Yes
Parental consent for adolescents to access HIV testing	Yes, for adolescents younger than 14 years
Spousal consent for married women to access sexual and reproductive health services	No
Mandatory HIV testing for marriage, work or residence permits or for certain groups	Yes

### STIGMA AND DISCRIMINATION

Percentage of women and men aged 15–49 years who report discriminatory attitudes towards people living with HIV

Percentage of people living with HIV denied health services because of their HIV status in the last 12 months

**2013**  
11

Percentage of people living with HIV who reported a health-care professional told others about their HIV status without their consent

**2013**  
23

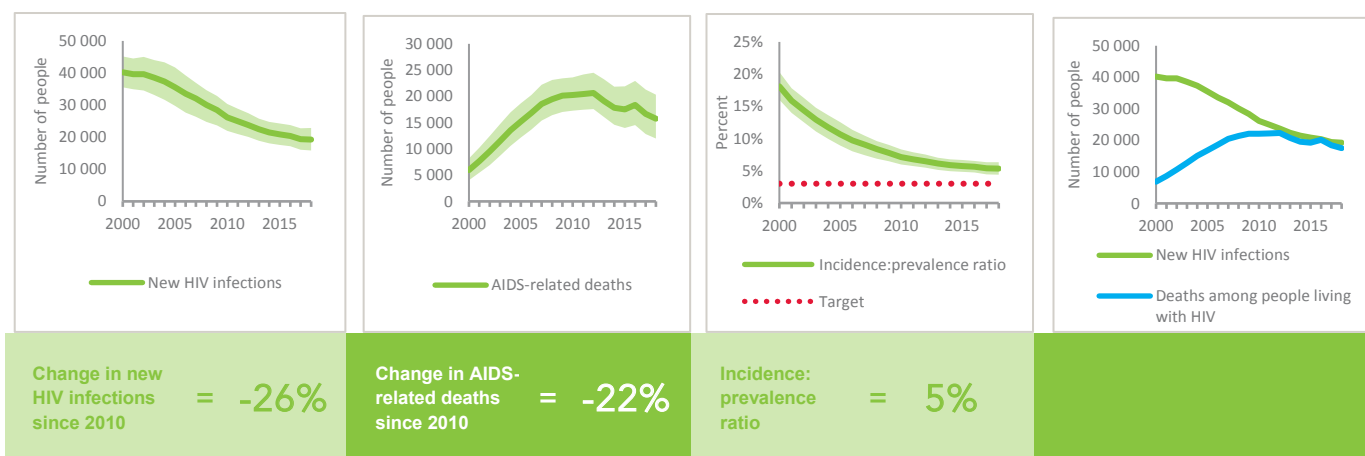
### VIOLENCE

Proportion of ever-married or partnered women aged 15–49 years who experienced physical or sexual violence from a male intimate partner in the past 12 months

### EXPENDITURES

	Financing sources					Total
	Domestic private	Domestic public	International: PEPFAR	International: Global Fund	International: all others	
Last available report: 2016	\$1 678 330	\$24 018 249	\$14 275 590	\$54 687 109	\$9 515 912	\$104 175 192

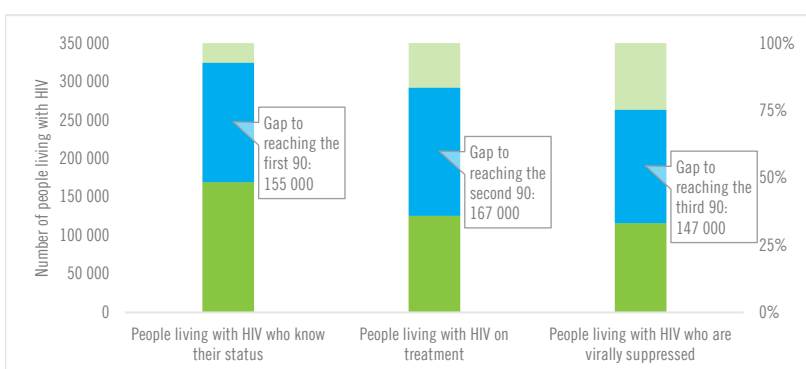
## EPIDEMIC TRANSITION METRICS



## KEY POPULATIONS

	Sex workers	Gay men and other men who have sex with men	People who inject drugs	Transgender people	Prisoners
Estimated size of population	...	180 000	350 000	...	...
HIV prevalence	5.2%	7.5%	22.6%	...	8.0%
Know their HIV status	58.2%	39.2%	43.1%	...	...
Antiretroviral therapy coverage	29.0%	46.3%	37.9%	...	82.9%
Condom use	93.9%	77.7%	43.9%	...	...
Coverage of HIV prevention programmes	...	...	...	...	...
Avoidance of health care because of stigma and discrimination	...	...	...	...	...
Expenditures (2016)	\$848 928	\$818 534	\$9 184 763	...	...

## HIV TESTING AND TREATMENT CASCADE



	47% [44–50%]	35% [32–37%] 125 000	32% [30–34%]
All ages			
Children (0–14)	>95% [84–>95%]	>95% [83–>95%] 2700	87% [76–>95%]
Women (15+)	60% [56–64%]	45% [42–48%] 58 100	42% [39–45%]
Men (15+)	39% [36–42%]	28% [26–30%] 64 600	26% [24–28%]

## ELIMINATION OF MOTHER-TO-CHILD TRANSMISSION

	2010	2018
Percentage of pregnant women living with HIV accessing antiretroviral medicines	58% [48–69%]	64% [56–72%]
Early infant diagnosis	47.0% [39.7–56.7%]	40.8% [36.4–46.6%]

## HIV COMORBIDITIES

Estimated number of incident tuberculosis cases among people living with HIV (2017)	8000 [5200 –11 000]
People living with HIV who started TB preventive therapy (2017)	...
Cervical cancer screening of women living with HIV	...
People coinfectd with HIV and hepatitis B virus receiving combined treatment (2018)	65.4%
People coinfectd with HIV and hepatitis C virus starting hepatitis C treatment (2018)	7.7%

## HIV PREVENTION

Adults aged 15+ years with unsuppressed viral load	0.7%
Knowledge of HIV prevention among young people aged 15–24 years (2014)	
— Women	21%
— Men	25%
Condom use at last sex with a non-marital, non-cohabiting partner (2017)	
— Women	...
— Men	82.9%
Women aged 15–49 years who have their demand for family planning satisfied by modern methods	...
Men aged 15–49 years who are circumcised	Not applicable
Voluntary medical male circumcisions performed according to national standards	Not applicable
People who received PrEP at least once during the reporting period (2018)	125
Harm reduction	
— Use of sterile injecting equipment at last injection (2017)	96.6%
— Needles and syringes distributed per person who injects (2018)	57
— Coverage of opioid substitution therapy (2018)	3.8%
— Naloxone available (2019)	No
— Safe injection rooms available (2019)	Yes

## EPIDEMIC ESTIMATES

	2010	2015	2018
<b>New HIV infections</b>			
New HIV infections (all ages)	4100 [4000–4200]	5000 [4900–5100]	5400 [5200–5500]
New HIV infections (0–14)	800 [780–810]	1000 [950–1100]	990 [940–1000]
New HIV infections (women, 15+)	990 [910–1100]	1200 [1100–1300]	1300 [1200–1400]
New HIV infections (men, 15+)	2300 [2200–2400]	2800 [2700–2900]	3100 [2900–3200]
HIV incidence per 1000 population	0.14 [0.14–0.14]	0.16 [0.15–0.16]	0.16 [0.16–0.17]
<b>AIDS-related deaths</b>			
AIDS-related deaths (all ages)	1800 [1700–1900]	1800 [1600–2000]	1300 [1100–1500]
AIDS-related deaths (0–14)	580 [560–590]	<500 [<500–510]	<500 [<500– <500]
AIDS-related deaths (women, 15+)	<500 [<500– <500]	<500 [<500– <500]	<100 [<100– <200]
AIDS-related deaths (men, 15+)	910 [820–1000]	1000 [960–1100]	830 [720–940]
<b>People living with HIV</b>			
People living with HIV (all ages)	30 000 [27 000–32 000]	42 000 [38 000–45 000]	52 000 [48 000–56 000]
People living with HIV (0–14)	2700 [2600–2800]	4300 [4100–4500]	6000 [5600–6300]
People living with HIV (women, 15+)	8700 [7900–9600]	13 000 [11 000–14 000]	16 000 [15 000–17 000]
People living with HIV (men, 15+)	18 000 [16 000–20 000]	25 000 [22 000–28 000]	30 000 [28 000–33 000]
HIV prevalence (15–49)	0.1 [0.1–0.2]	0.2 [0.2–0.2]	0.2 [0.2–0.2]

## LAWS AND POLICIES

Laws criminalizing the transmission of, non-disclosure of or exposure to HIV transmission	Yes
Criminalization of sex work among consenting adults	Any criminalization or punitive regulation of sex work
Criminalization of same-sex sexual acts	Yes, imprisonment (up to 14 years)
Drug use or possession for personal use is an offence	...
Criminalization of transgender people	Neither criminalized nor prosecuted
Laws or policies restricting the entry, stay and residence of people living with HIV	No
Parental consent for adolescents to access HIV testing	Yes, for adolescents younger than 16 years
Spousal consent for married women to access sexual and reproductive health services	No
Mandatory HIV testing for marriage, work or residence permits or for certain groups	Yes

## STIGMA AND DISCRIMINATION

Percentage of women and men aged 15–49 years who report discriminatory attitudes towards people living with HIV

Percentage of people living with HIV denied health services because of their HIV status in the last 12 months

Percentage of people living with HIV who reported a health-care professional told others about their HIV status without their consent

## VIOLENCE

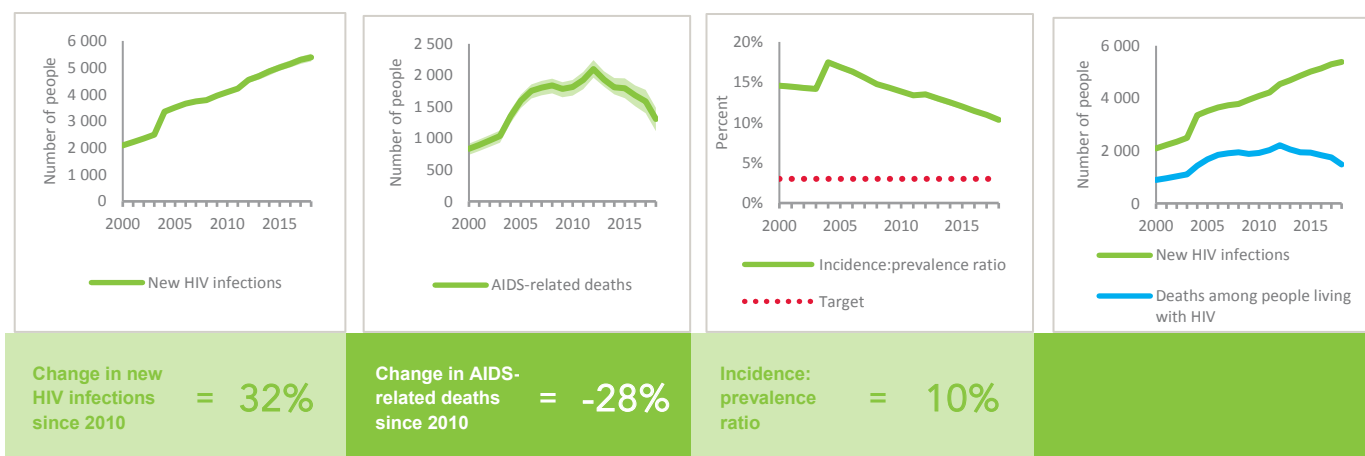
Proportion of ever-married or partnered women aged 15–49 years who experienced physical or sexual violence from a male intimate partner in the past 12 months

## EXPENDITURES

	Financing sources					Total
	Domestic private	Domestic public	International: PEPFAR	International: Global Fund	International: all others	
Last available report: 2014	...	\$11 631 595	...	\$7 130 099	\$351 422	\$19 113 116



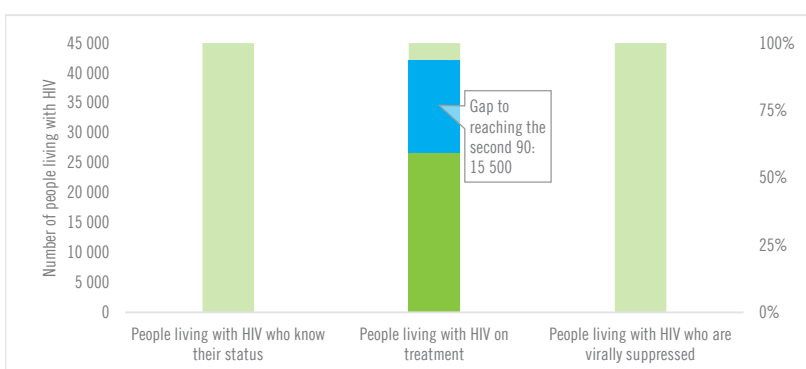
## EPIDEMIC TRANSITION METRICS



## KEY POPULATIONS

	Sex workers	Gay men and other men who have sex with men	People who inject drugs	Transgender people	Prisoners
Estimated size of population	...	...	...	...	...
HIV prevalence	3.2%	3.7%	5.1%	...	0.5%
Know their HIV status	...	...	...	...	...
Antiretroviral therapy coverage	...	...	...	...	...
Condom use	51.7%	94.6%	45.1%	...	...
Coverage of HIV prevention programmes	...	...	...	...	...
Avoidance of health care because of stigma and discrimination	...	...	...	...	...
Expenditures (0)	...	...	...	...	...

## HIV TESTING AND TREATMENT CASCADE



	...	51% [47–55%] 26 700	...
All ages	...% [...–...%]		...% [...–...%]
Children (0–14)	...% [...–...%]	93% [87– >95%] 5 500	...% [...–...%]
Women (15+)	...% [...–...%]	68% [63–73%] 10 700	...% [...–...%]
Men (15+)	...% [...–...%]	34% [31–38%] 10 500	...% [...–...%]

## ELIMINATION OF MOTHER-TO-CHILD TRANSMISSION

	2010	2018
Percentage of pregnant women living with HIV accessing antiretroviral medicines	82% [73–93%]	35% [33–38%]
Early infant diagnosis	4.1% [3.6–4.6%]	31.3% [29.3–33.4%]

## HIV COMORBIDITIES

Estimated number of incident tuberculosis cases among people living with HIV (2017)	1200 [750–1700]
People living with HIV who started TB preventive therapy (2017)	63.7%
Cervical cancer screening of women living with HIV	...
People coinfecting with HIV and hepatitis B virus receiving combined treatment	...
People coinfecting with HIV and hepatitis C virus starting hepatitis C treatment	...

## HIV PREVENTION

Adults aged 15+ years with unsuppressed viral load	...
Knowledge of HIV prevention among young people aged 15–24 years	...
— Women	...
— Men	...
Condom use at last sex with a non-marital, non-cohabiting partner	...
— Women	...
— Men	...
Women aged 15–49 years who have their demand for family planning satisfied by modern methods	...
Men aged 15–49 years who are circumcised	Not applicable
Voluntary medical male circumcisions performed according to national standards	Not applicable
People who received PrEP at least once during the reporting period	...
Harm reduction	
— Use of sterile injecting equipment at last injection (2015)	85.1%
— Needles and syringes distributed per person who injects (2018)	105
— Coverage of opioid substitution therapy	...
— Naloxone available (2019)	No
— Safe injection rooms available (2019)	No



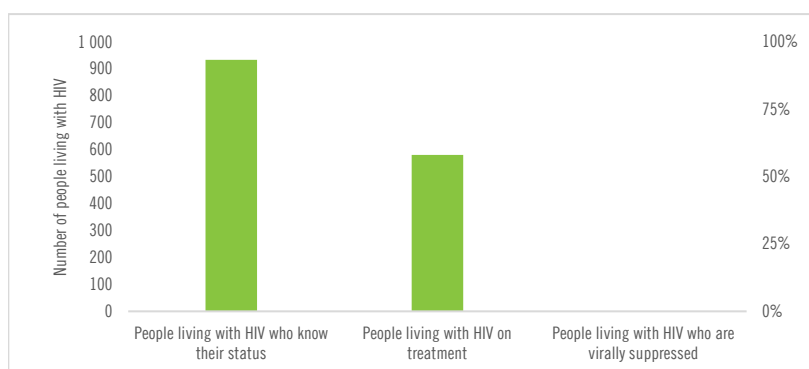


WESTERN  
AND CENTRAL  
EUROPE AND  
NORTH AMERICA

## KEY POPULATIONS

	Sex workers	Gay men and other men who have sex with men	People who inject drugs	Transgender people	Prisoners
Estimated size of population	...	...	...	...	3000
HIV prevalence	...	...	...	...	...
Know their HIV status	...	...	...	...	...
Antiretroviral therapy coverage	...	...	...	...	...
Condom use	...	...	...	...	...
Coverage of HIV prevention programmes	...	...	...	...	...
Avoidance of health care because of stigma and discrimination	...	...	...	...	...
Expenditures (0)	...	...	...	...	...

## HIV TESTING AND TREATMENT CASCADE



	...% [...-...%]	...% [...-...%]	...% [...-...%]
All ages	...	580	...
Children (0–14)	...	20	...
Women (15+)	...	170	...
Men (15+)	...	390	...

## EXPENDITURES

	Financing sources					Total
	Domestic private	Domestic public	International: PEPFAR	International: Global Fund	International: all others	
Last available report: 2005	...	\$1 110 357	...	...	...	\$2 376 957

## HIV COMORBIDITIES

Estimated number of incident tuberculosis cases among people living with HIV (2017)	5 [3–7]
People living with HIV who started TB preventive therapy (2017)	...
Cervical cancer screening of women living with HIV	...
People coinfecting with HIV and hepatitis B virus receiving combined treatment	...
People coinfecting with HIV and hepatitis C virus starting hepatitis C treatment	...

## HIV PREVENTION

Adults aged 15+ years with unsuppressed viral load	...
Knowledge of HIV prevention among young people aged 15–24 years (2017)	
— Women	35.1%
— Men	20.1%
Condom use at last sex with a non-marital, non-cohabiting partner (2017)	
— Women	18.1%
— Men	58%
Women aged 15–49 years who have their demand for family planning satisfied by modern methods (2018)	6.3%
Men aged 15–49 years who are circumcised	Not applicable
Voluntary medical male circumcisions performed according to national standards	Not applicable
People who received PrEP at least once during the reporting period	...
Harm reduction	
— Use of sterile injecting equipment at last injection	...
— Needles and syringes distributed per person who injects (2018)	12
— Coverage of opioid substitution therapy (2018)	11%
— Naloxone available (2019)	Yes
— Safe injection rooms available (2019)	No

**Note:** HIV epidemiological estimates were not available at the time of publication.

---

## LAWS AND POLICIES

Laws criminalizing the transmission of, non-disclosure of or exposure to HIV transmission	Yes
Criminalization of sex work among consenting adults	Any criminalization or punitive regulation of sex work
Criminalization of same-sex sexual acts	Laws penalizing same-sex sexual acts have been decriminalized or never existed
Drug use or possession for personal use is an offence	No
Criminalization of transgender people	Neither criminalized nor prosecuted
Laws or policies restricting the entry, stay and residence of people living with HIV	No
Parental consent for adolescents to access HIV testing	Yes, for adolescents younger than 18 years
Spousal consent for married women to access sexual and reproductive health services	No
Mandatory HIV testing for marriage, work or residence permits or for certain groups	Yes

---

## STIGMA AND DISCRIMINATION

Percentage of women and men aged 15–49 years who report discriminatory attitudes towards people living with HIV **2018**  
68.5

---

Percentage of people living with HIV denied health services because of their HIV status in the last 12 months

---

Percentage of people living with HIV who reported a health-care professional told others about their HIV status without their consent

---

## VIOLENCE

---

Proportion of ever-married or partnered women aged 15–49 years who experienced physical or sexual violence from a male intimate partner in the past 12 months

## KEY POPULATIONS

	Sex workers	Gay men and other men who have sex with men	People who inject drugs	Transgender people	Prisoners
Estimated size of population	...	...	...	...	...
HIV prevalence	...	...	2.0%	...	...
Know their HIV status	...	93.0%	...	...	...
Antiretroviral therapy coverage	...	74.0%	83.1%	...	...
Condom use	...	...	...	...	...
Coverage of HIV prevention programmes	...	...	...	...	...
Avoidance of health care because of stigma and discrimination	...	...	...	...	...
Expenditures (0)	...	...	...	...	...

## HIV TESTING AND TREATMENT CASCADE



## EXPENDITURES

	Financing sources					Total
	Domestic private	Domestic public	International: PEPFAR	International: Global Fund	International: all others	
Last available report:	...	...	...	...	...	...

## HIV COMORBIDITIES

Estimated number of incident tuberculosis cases among people living with HIV (2017)	29 [16–45]
People living with HIV who started TB preventive therapy (2017)	...
Cervical cancer screening of women living with HIV	...
People coinfecting with HIV and hepatitis B virus receiving combined treatment	...
People coinfecting with HIV and hepatitis C virus starting hepatitis C treatment	...

## HIV PREVENTION

Adults aged 15+ years with unsuppressed viral load	...
Knowledge of HIV prevention among young people aged 15–24 years	...
— Women	...
— Men	...
Condom use at last sex with a non-marital, non-cohabiting partner	...
— Women	...
— Men	...
Women aged 15–49 years who have their demand for family planning satisfied by modern methods	...
Men aged 15–49 years who are circumcised	Not applicable
Voluntary medical male circumcisions performed according to national standards	Not applicable
People who received PrEP at least once during the reporting period (2017)	116
Harm reduction	...
— Use of sterile injecting equipment at last injection	...
— Needles and syringes distributed per person who injects (2016)	464
— Coverage of opioid substitution therapy (2016)	57%
— Naloxone available (2019)	...
— Safe injection rooms available (2019)	...

**Note:** HIV epidemiological estimates were not available at the time of publication.

---

## LAWS AND POLICIES

Laws criminalizing the transmission of, non-disclosure of or exposure to HIV transmission ...

Criminalization of sex work among consenting adults ...

Criminalization of same-sex sexual acts ...  
Laws penalizing same-sex sexual acts have been decriminalized or never existed

Drug use or possession for personal use is an offence ...

Criminalization of transgender people ...

Laws or policies restricting the entry, stay and residence of people living with HIV No

Parental consent for adolescents to access HIV testing ...

Spousal consent for married women to access sexual and reproductive health services ...

Mandatory HIV testing for marriage, work or residence permits or for certain groups ...

---

## STIGMA AND DISCRIMINATION

Percentage of women and men aged 15–49 years who report discriminatory attitudes towards people living with HIV

Percentage of people living with HIV denied health services because of their HIV status in the last 12 months

Percentage of people living with HIV who reported a health-care professional told others about their HIV status without their consent

---

## VIOLENCE

Proportion of ever-married or partnered women aged 15–49 years who experienced physical or sexual violence from a male intimate partner in the past 12 months

### KEY POPULATIONS

	Sex workers	Gay men and other men who have sex with men	People who inject drugs	Transgender people	Prisoners
Estimated size of population	...	...	...	...	...
HIV prevalence	0.7%	12.3%	...	...	...
Know their HIV status	...	...	...	...	...
Antiretroviral therapy coverage	...	...	...	...	...
Condom use	...	60.7%	...	...	...
Coverage of HIV prevention programmes	...	...	...	...	...
Avoidance of health care because of stigma and discrimination	...	...	...	...	...
Expenditures (0)	...	...	...	...	...

### HIV TESTING AND TREATMENT CASCADE



	People living with HIV who know their status	People living with HIV on treatment	People living with HIV who are virally suppressed
All ages	...% [...-...%]	...% [...-...%]	...% [...-...%]
Children (0-14)	...% [...-...%]	...% [...-...%]	...% [...-...%]
Women (15+)	...% [...-...%]	...% [...-...%]	...% [...-...%]
Men (15+)	...% [...-...%]	...% [...-...%]	...% [...-...%]

### EXPENDITURES

	Financing sources					Total
	Domestic private	Domestic public	International: PEPFAR	International: Global Fund	International: all others	
Last available report: 2010	...	\$159 087 442	...	...	...	\$159 087 442

### HIV COMORBIDITIES

Estimated number of incident tuberculosis cases among people living with HIV (2017)	88 [73-100]
People living with HIV who started TB preventive therapy (2017)	...
Cervical cancer screening of women living with HIV	...
People coinfectd with HIV and hepatitis B virus receiving combined treatment	...
People coinfectd with HIV and hepatitis C virus starting hepatitis C treatment	...

### HIV PREVENTION

Adults aged 15+ years with unsuppressed viral load	...
Knowledge of HIV prevention among young people aged 15-24 years	...
— Women	...
— Men	...
Condom use at last sex with a non-marital, non-cohabiting partner	...
— Women	...
— Men	...
Women aged 15-49 years who have their demand for family planning satisfied by modern methods	...
Men aged 15-49 years who are circumcised	Not applicable
Voluntary medical male circumcisions performed according to national standards	Not applicable
People who received PrEP at least once during the reporting period	...
Harm reduction	...
— Use of sterile injecting equipment at last injection	...
— Needles and syringes distributed per person who injects (2015)	37
— Coverage of opioid substitution therapy (2016)	27.7%
— Naloxone available (2019)	...
— Safe injection rooms available (2019)	...

**Note:** HIV epidemiological estimates were not available at the time of publication.



---

## LAWS AND POLICIES

Laws criminalizing the transmission of, non-disclosure of or exposure to HIV transmission ...

Criminalization of sex work among consenting adults ...

Criminalization of same-sex sexual acts ...  
Laws penalizing same-sex sexual acts have been decriminalized or never existed

Drug use or possession for personal use is an offence ...

Criminalization of transgender people ...

Laws or policies restricting the entry, stay and residence of people living with HIV No

Parental consent for adolescents to access HIV testing ...

Spousal consent for married women to access sexual and reproductive health services ...

Mandatory HIV testing for marriage, work or residence permits or for certain groups ...

---

## STIGMA AND DISCRIMINATION

Percentage of women and men aged 15–49 years who report discriminatory attitudes towards people living with HIV

Percentage of people living with HIV denied health services because of their HIV status in the last 12 months

Percentage of people living with HIV who reported a health-care professional told others about their HIV status without their consent

---

## VIOLENCE

Proportion of ever-married or partnered women aged 15–49 years who experienced physical or sexual violence from a male intimate partner in the past 12 months

### EPIDEMIC ESTIMATES

	2010	2015	2018
<b>New HIV infections</b>			
New HIV infections (all ages)	<100 [<100- <100]	<100 [<100- <100]	<100 [<100- <100]
New HIV infections (0–14)	... [...-...]	... [...-...]	... [...-...]
New HIV infections (women, 15+)	<100 [<100- <100]	<100 [<100- <100]	<100 [<100- <100]
New HIV infections (men, 15+)	<100 [<100- <100]	<100 [<100- <100]	<100 [<100- <100]
HIV incidence per 1000 population	<0.01 [ $<0.01- <0.01$ ]	0.01 [ $<0.01- <0.01$ ]	0.01 [ $<0.01- <0.01$ ]
<b>AIDS-related deaths</b>			
AIDS-related deaths (all ages)	<100 [<100- <100]	<100 [<100- <100]	<100 [<100- <100]
AIDS-related deaths (0–14)	... [...-...]	... [...-...]	... [...-...]
AIDS-related deaths (women, 15+)	<100 [<100- <100]	<100 [<100- <100]	<100 [<100- <100]
AIDS-related deaths (men, 15+)	<100 [<100- <100]	<100 [<100- <100]	<100 [<100- <100]
<b>People living with HIV</b>			
People living with HIV (all ages)	<200 [<200- <200]	<500 [<500- <500]	<500 [<500- <500]
People living with HIV (0–14)	... [...-...]	... [...-...]	... [...-...]
People living with HIV (women, 15+)	<100 [<100- <100]	<100 [<100- <100]	<100 [<100- <100]
People living with HIV (men, 15+)	<200 [<200- <200]	<500 [<200- <500]	<500 [<500- <500]
HIV prevalence (15–49)	<0.1 [ $<0.1- <0.1$ ]	<0.1 [ $<0.1- <0.1$ ]	<0.1 [ $<0.1- <0.1$ ]

### LAWS AND POLICIES

Laws criminalizing the transmission of, non-disclosure of or exposure to HIV transmission	...
Criminalization of sex work among consenting adults	...
Criminalization of same-sex sexual acts	Laws penalizing same-sex sexual acts have been decriminalized or never existed
Drug use or possession for personal use is an offence	...
Criminalization of transgender people	...
Laws or policies restricting the entry, stay and residence of people living with HIV	Yes
Parental consent for adolescents to access HIV testing	...
Spousal consent for married women to access sexual and reproductive health services	...
Mandatory HIV testing for marriage, work or residence permits or for certain groups	...

### STIGMA AND DISCRIMINATION

Percentage of women and men aged 15–49 years who report discriminatory attitudes towards people living with HIV

Percentage of people living with HIV denied health services because of their HIV status in the last 12 months

Percentage of people living with HIV who reported a health-care professional told others about their HIV status without their consent

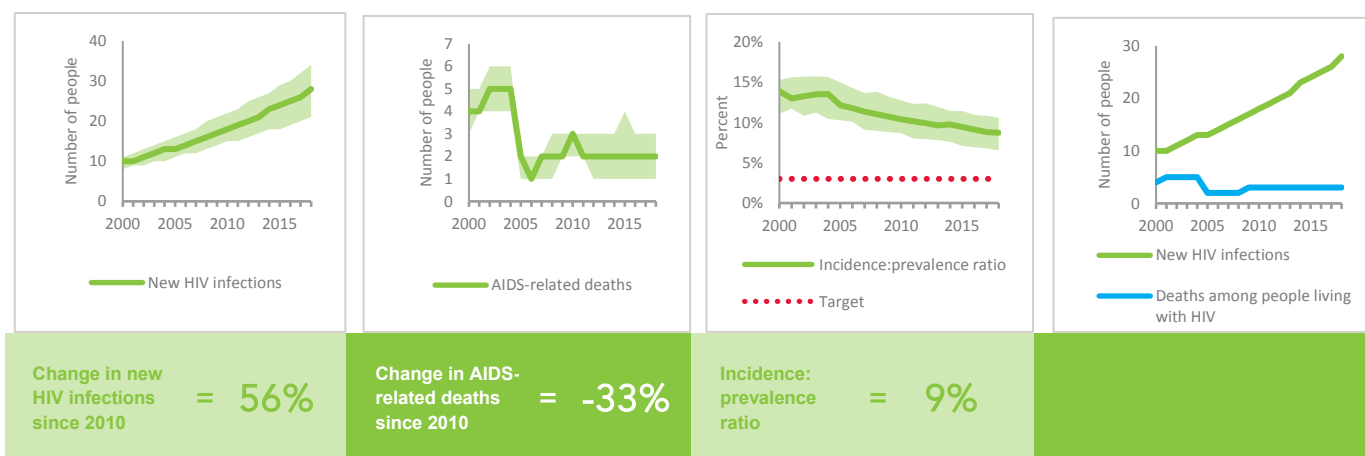
### VIOLENCE

Proportion of ever-married or partnered women aged 15–49 years who experienced physical or sexual violence from a male intimate partner in the past 12 months

### EXPENDITURES

	Financing sources					Total
	Domestic private	Domestic public	International: PEPFAR	International: Global Fund	International: all others	
Last available report: 2009	...	\$300 000	...	\$2 739 829	\$156 885	\$3 584 302

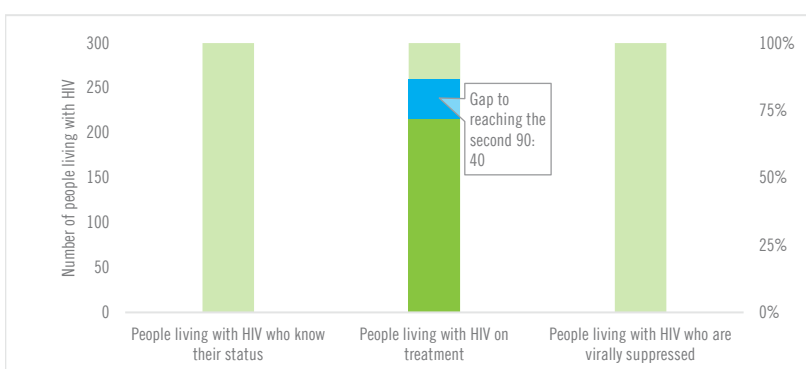
## EPIDEMIC TRANSITION METRICS



## KEY POPULATIONS

	Sex workers	Gay men and other men who have sex with men	People who inject drugs	Transgender people	Prisoners
Estimated size of population	...	...	...	...	...
HIV prevalence	0.0%	1.1%	0.0%	...	...
Know their HIV status	...	...	...	...	...
Antiretroviral therapy coverage	...	47.8%	1.9%	...	...
Condom use	80.4%	62.4%	35.2%	...	...
Coverage of HIV prevention programmes	...	...	...	...	...
Avoidance of health care because of stigma and discrimination	...	...	...	...	...
Expenditures (0)	...	...	...	...	...

## HIV TESTING AND TREATMENT CASCADE



	...	67% [57–78%] 220	...
All ages	...% [...–...%]		...% [...–...%]
Children (0–14)	...% [...–...%]	...	...% [...–...%]
Women (15+)	...% [...–...%]	85% [75– >95%] 40	...% [...–...%]
Men (15+)	...% [...–...%]	64% [52–75%] 170	...% [...–...%]

## ELIMINATION OF MOTHER-TO-CHILD TRANSMISSION

	2010	2018
Percentage of pregnant women living with HIV accessing antiretroviral medicines	% [–%]	...% [...–...%]
Early infant diagnosis	...% [...–...%]	...% [...–...%]

## HIV COMORBIDITIES

Estimated number of incident tuberculosis cases among people living with HIV (2017)	1 [1–2]
People living with HIV who started TB preventive therapy (2017)	...
Cervical cancer screening of women living with HIV	...
People coinfecting with HIV and hepatitis B virus receiving combined treatment	...
People coinfecting with HIV and hepatitis C virus starting hepatitis C treatment	...

## HIV PREVENTION

Adults aged 15+ years with unsuppressed viral load	...
Knowledge of HIV prevention among young people aged 15–24 years	...
— Women	...
— Men	...
Condom use at last sex with a non-marital, non-cohabiting partner	...
— Women	...
— Men	...
Women aged 15–49 years who have their demand for family planning satisfied by modern methods	...
Men aged 15–49 years who are circumcised	Not applicable
Voluntary medical male circumcisions performed according to national standards	Not applicable
People who received PrEP at least once during the reporting period	...
Harm reduction	
— Use of sterile injecting equipment at last injection (2015)	92.7%
— Needles and syringes distributed per person who injects (2016)	142
— Coverage of opioid substitution therapy (2016)	11.3%
— Naloxone available (2019)	...
— Safe injection rooms available (2019)	...

### EPIDEMIC ESTIMATES

	2010	2015	2018
<b>New HIV infections</b>			
New HIV infections (all ages)	<500 [<200– <500]	<500 [<500– <500]	<500 [<500– <500]
New HIV infections (0–14)	... [...–...]	... [...–...]	... [...–...]
New HIV infections (women, 15+)	<100 [<100– <100]	<100 [<100– <100]	<100 [<100– <200]
New HIV infections (men, 15+)	<200 [<200– <200]	<500 [<500– <500]	<500 [<500– <500]
HIV incidence per 1000 population	0.03 [0.03–0.03]	0.04 [0.03–0.05]	0.05 [0.04–0.07]
<b>AIDS-related deaths</b>			
AIDS-related deaths (all ages)	<100 [<100– <100]	<100 [<100– <100]	<100 [<100– <100]
AIDS-related deaths (0–14)	... [...–...]	... [...–...]	... [...–...]
AIDS-related deaths (women, 15+)	<100 [<100– <100]	<100 [<100– <100]	<100 [<100– <100]
AIDS-related deaths (men, 15+)	<100 [<100– <100]	<100 [<100– <100]	<100 [<100– <100]
<b>People living with HIV</b>			
People living with HIV (all ages)	1700 [1600–1900]	2700 [2400–3000]	3500 [3000–4100]
People living with HIV (0–14)	... [...–...]	... [...–...]	... [...–...]
People living with HIV (women, 15+)	<500 [<500– <500]	590 [530–650]	750 [650–860]
People living with HIV (men, 15+)	1400 [1300–1500]	2100 [1900–2400]	2800 [2300–3200]
HIV prevalence (15–49)	<0.1 [<0.1– <0.1]	<0.1 [<0.1– <0.1]	<0.1 [<0.1–0.1]

### LAWS AND POLICIES

Laws criminalizing the transmission of, non-disclosure of or exposure to HIV transmission	...
Criminalization of sex work among consenting adults	...
Criminalization of same-sex sexual acts	Laws penalizing same-sex sexual acts have been decriminalized or never existed
Drug use or possession for personal use is an offence	...
Criminalization of transgender people	...
Laws or policies restricting the entry, stay and residence of people living with HIV	No
Parental consent for adolescents to access HIV testing	...
Spousal consent for married women to access sexual and reproductive health services	...
Mandatory HIV testing for marriage, work or residence permits or for certain groups	...

### STIGMA AND DISCRIMINATION

Percentage of women and men aged 15–49 years who report discriminatory attitudes towards people living with HIV

Percentage of people living with HIV denied health services because of their HIV status in the last 12 months

Percentage of people living with HIV who reported a health-care professional told others about their HIV status without their consent

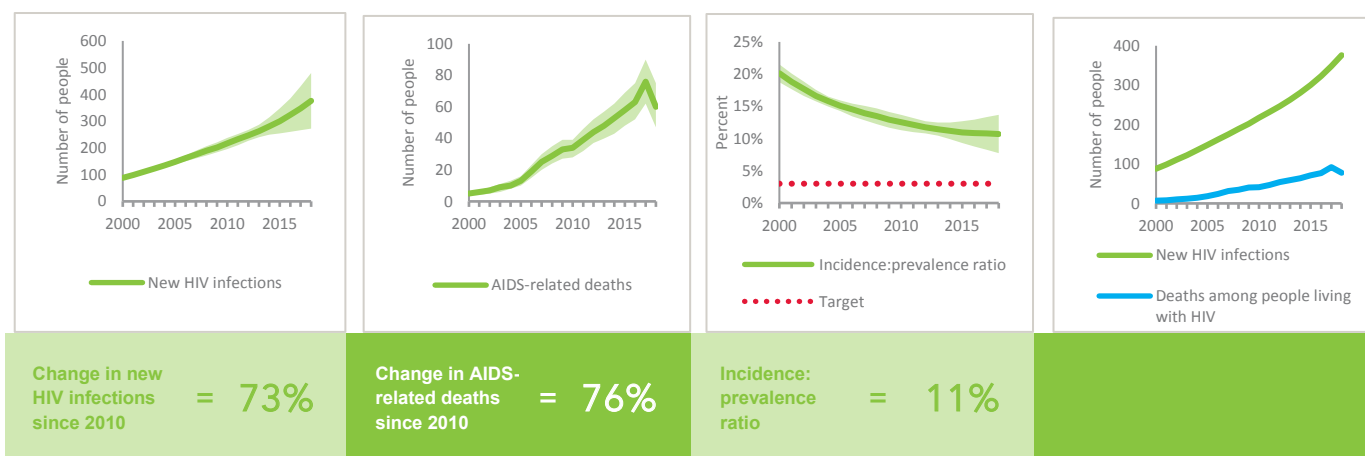
### VIOLENCE

Proportion of ever-married or partnered women aged 15–49 years who experienced physical or sexual violence from a male intimate partner in the past 12 months

### EXPENDITURES

	Financing sources					Total
	Domestic private	Domestic public	International: PEPFAR	International: Global Fund	International: all others	
Last available report: 2017	...	...	...	...	...	\$20 128 659

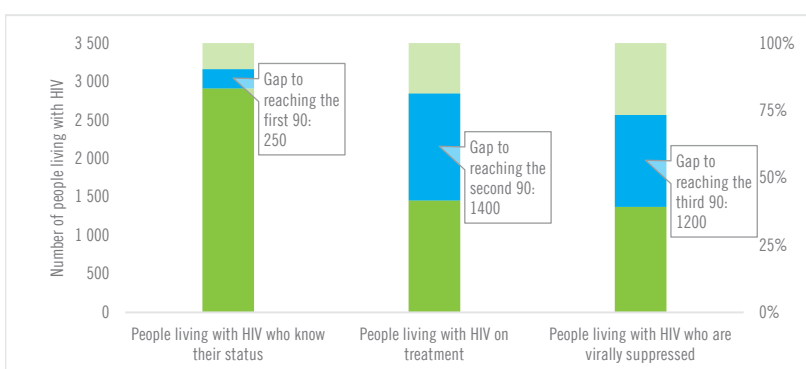
## EPIDEMIC TRANSITION METRICS



## KEY POPULATIONS

	Sex workers	Gay men and other men who have sex with men	People who inject drugs	Transgender people	Prisoners
Estimated size of population	...	...	...	...	...
HIV prevalence	0.3%	3.7%	1.7%	...	1.7%
Know their HIV status	99.6%	98.5%	100%	...	...
Antiretroviral therapy coverage	...	...	...	...	0.2%
Condom use	92.0%	80.5%	34.3%	...	...
Coverage of HIV prevention programmes	...	...	...	...	...
Avoidance of health care because of stigma and discrimination	...	...	...	...	...
Expenditures (2015)	\$358 976	\$199 337	\$473 372	...	...

## HIV TESTING AND TREATMENT CASCADE



	83% [71– >95%]	41% [35–48%] 1500	39% [33–45%]
All ages			
Children (0–14)	...% [...–...%]	...% [...–...%] ...	...% [...–...%]
Women (15+)	>95% [82– >95%]	34% [29–40%] 260	33% [28–38%]
Men (15+)	79% [67–92%]	43% [37–50%] 1200	40% [34–47%]

## ELIMINATION OF MOTHER-TO-CHILD TRANSMISSION

	2010	2018
Percentage of pregnant women living with HIV accessing antiretroviral medicines	...% [...–...%]	...% [...–...%]
Early infant diagnosis	...% [...–...%]	...% [...–...%]

## HIV COMORBIDITIES

Estimated number of incident tuberculosis cases among people living with HIV (2017)	4 [3–5]
People living with HIV who started TB preventive therapy (2017)	...
Cervical cancer screening of women living with HIV	...
People coinfectd with HIV and hepatitis B virus receiving combined treatment	...
People coinfectd with HIV and hepatitis C virus starting hepatitis C treatment	...

## HIV PREVENTION

Adults aged 15+ years with unsuppressed viral load	<0.1%
Knowledge of HIV prevention among young people aged 15–24 years (2016)	
— Women	19.9%
— Men	17.6%
Condom use at last sex with a non-marital, non-cohabiting partner	
— Women	...
— Men	...
Women aged 15–49 years who have their demand for family planning satisfied by modern methods	...
Men aged 15–49 years who are circumcised	Not applicable
Voluntary medical male circumcisions performed according to national standards	Not applicable
People who received PrEP at least once during the reporting period	...
Harm reduction	
— Use of sterile injecting equipment at last injection (2016)	72.9%
— Needles and syringes distributed per person who injects (2017)	52
— Coverage of opioid substitution therapy (2016)	26%
— Naloxone available (2019)	...
— Safe injection rooms available (2019)	...

## EPIDEMIC ESTIMATES

	2010	2015	2018
<b>New HIV infections</b>			
New HIV infections (all ages)	<100 [<100– <100]	<100 [<100– <100]	<100 [<100– <100]
New HIV infections (0–14)	... [...–...]	... [...–...]	... [...–...]
New HIV infections (women, 15+)	<100 [<100– <100]	<100 [<100– <100]	<100 [<100– <100]
New HIV infections (men, 15+)	<100 [<100– <100]	<100 [<100– <100]	<100 [<100– <100]
HIV incidence per 1000 population	0.02 [0.02–0.02]	0.02 [0.02–0.02]	0.02 [0.02–0.02]
<b>AIDS-related deaths</b>			
AIDS-related deaths (all ages)	<100 [<100– <100]	<100 [<100– <100]	<100 [<100– <100]
AIDS-related deaths (0–14)	... [...–...]	... [...–...]	... [...–...]
AIDS-related deaths (women, 15+)	<100 [<100– <100]	<100 [<100– <100]	<100 [<100– <100]
AIDS-related deaths (men, 15+)	<100 [<100– <100]	<100 [<100– <100]	<100 [<100– <100]
<b>People living with HIV</b>			
People living with HIV (all ages)	1000 [930–1100]	1400 [1200–1500]	1600 [1400–1700]
People living with HIV (0–14)	... [...–...]	... [...–...]	... [...–...]
People living with HIV (women, 15+)	<200 [<200– <200]	<200 [<200– <200]	<200 [<200– <200]
People living with HIV (men, 15+)	910 [820–1000]	1200 [1100–1300]	1400 [1200–1500]
HIV prevalence (15–49)	<0.1 [<0.1– <0.1]	<0.1 [<0.1– <0.1]	<0.1 [<0.1– <0.1]

## LAWS AND POLICIES

Laws criminalizing the transmission of, non-disclosure of or exposure to HIV transmission	...
Criminalization of sex work among consenting adults	...
Criminalization of same-sex sexual acts	Laws penalizing same-sex sexual acts have been decriminalized or never existed
Drug use or possession for personal use is an offence	...
Criminalization of transgender people	...
Laws or policies restricting the entry, stay and residence of people living with HIV	No
Parental consent for adolescents to access HIV testing	...
Spousal consent for married women to access sexual and reproductive health services	...
Mandatory HIV testing for marriage, work or residence permits or for certain groups	...

## STIGMA AND DISCRIMINATION

Percentage of women and men aged 15–49 years who report discriminatory attitudes towards people living with HIV

Percentage of people living with HIV denied health services because of their HIV status in the last 12 months

Percentage of people living with HIV who reported a health-care professional told others about their HIV status without their consent

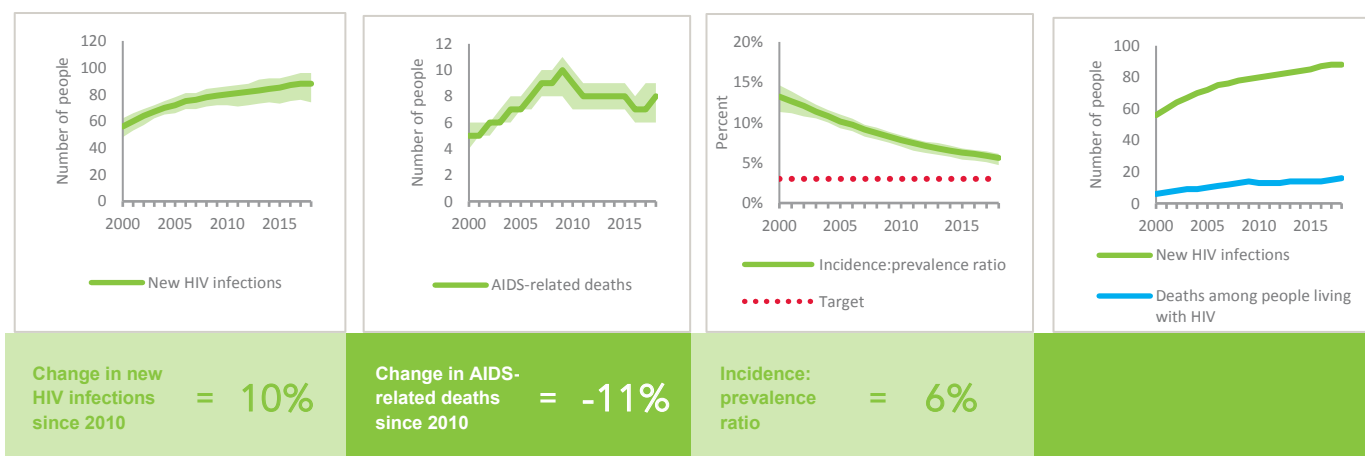
## VIOLENCE

Proportion of ever-married or partnered women aged 15–49 years who experienced physical or sexual violence from a male intimate partner in the past 12 months

## EXPENDITURES

	Financing sources					Total
	Domestic private	Domestic public	International: PEPFAR	International: Global Fund	International: all others	
Last available report: 2013	...	\$14 362 023	...	...	...	\$14 363 785

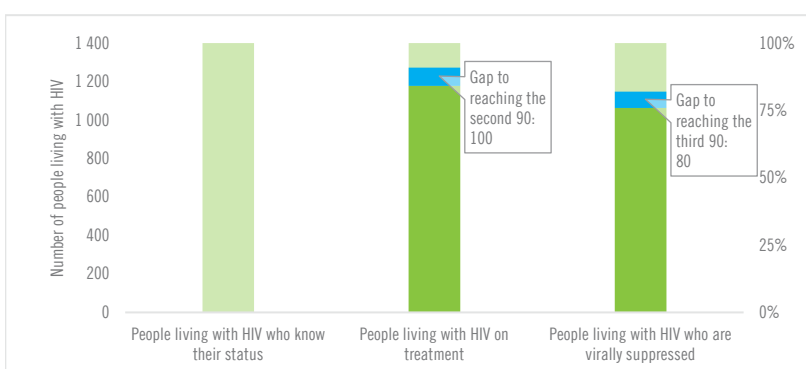
## EPIDEMIC TRANSITION METRICS



## KEY POPULATIONS

	Sex workers	Gay men and other men who have sex with men	People who inject drugs	Transgender people	Prisoners
Estimated size of population	...	...	...	...	...
HIV prevalence	...	2.8%	0.2%	...	...
Know their HIV status	...	...	...	...	...
Antiretroviral therapy coverage	...	...	...	...	...
Condom use	...	45.1%	...	...	...
Coverage of HIV prevention programmes	...	...	...	...	...
Avoidance of health care because of stigma and discrimination	...	...	...	...	...
Expenditures (0)	...	...	...	...	...

## HIV TESTING AND TREATMENT CASCADE



	...	75% [67–83%] 1200	68% [61–75%]
All ages	...% [...–...%]		
Children (0–14)	...% [...–...%]	...	...
Women (15+)	...% [...–...%]	65% [59–71%] 120	56% [50–61%]
Men (15+)	...% [...–...%]	76% [68–84%] 1100	69% [62–76%]

## ELIMINATION OF MOTHER-TO-CHILD TRANSMISSION

	2010	2018
Percentage of pregnant women living with HIV accessing antiretroviral medicines	...% [...–...%]	...% [...–...%]
Early infant diagnosis	...% [...–...%]	...% [...–...%]

## HIV COMORBIDITIES

Estimated number of incident tuberculosis cases among people living with HIV (2017)	8 [4–13]
People living with HIV who started TB preventive therapy (2017)	...
Cervical cancer screening of women living with HIV	...
People coinfecting with HIV and hepatitis B virus receiving combined treatment	...
People coinfecting with HIV and hepatitis C virus starting hepatitis C treatment	...

## HIV PREVENTION

Adults aged 15+ years with unsuppressed viral load	<0.1%
Knowledge of HIV prevention among young people aged 15–24 years	
— Women	...
— Men	...
Condom use at last sex with a non-marital, non-cohabiting partner	
— Women	...
— Men	...
Women aged 15–49 years who have their demand for family planning satisfied by modern methods	...
Men aged 15–49 years who are circumcised	Not applicable
Voluntary medical male circumcisions performed according to national standards	Not applicable
People who received PrEP at least once during the reporting period	...
Harm reduction	
— Use of sterile injecting equipment at last injection	...
— Needles and syringes distributed per person who injects	...
— Coverage of opioid substitution therapy (2016)	55%
— Naloxone available (2019)	...
— Safe injection rooms available (2019)	...

## EPIDEMIC ESTIMATES

	2010	2015	2018
<b>New HIV infections</b>			
New HIV infections (all ages)	<500 [<200– <500]	<500 [<500– <500]	<500 [<500–580]
New HIV infections (0–14)	... [...–...]	... [...–...]	... [...–...]
New HIV infections (women, 15+)	<100 [<100– <100]	<100 [<100– <100]	<100 [<100– <100]
New HIV infections (men, 15+)	<200 [<200– <500]	<500 [<500– <500]	<500 [<500–520]
HIV incidence per 1000 population	0.02 [0.02–0.02]	0.03 [0.03–0.04]	0.05 [0.04–0.05]
<b>AIDS-related deaths</b>			
AIDS-related deaths (all ages)	<100 [<100– <100]	<100 [<100– <100]	<100 [<100– <100]
AIDS-related deaths (0–14)	... [...–...]	... [...–...]	... [...–...]
AIDS-related deaths (women, 15+)	<100 [<100– <100]	<100 [<100– <100]	<100 [<100– <100]
AIDS-related deaths (men, 15+)	<100 [<100– <100]	<100 [<100– <100]	<100 [<100– <100]
<b>People living with HIV</b>			
People living with HIV (all ages)	1800 [1500–2000]	3100 [2700–3600]	4400 [3700–5000]
People living with HIV (0–14)	... [...–...]	... [...–...]	... [...–...]
People living with HIV (women, 15+)	<500 [<500– <500]	<500 [<500– <500]	<500 [<500–540]
People living with HIV (men, 15+)	1500 [1300–1800]	2700 [2300–3200]	3900 [3200–4500]
HIV prevalence (15–49)	<0.1 [<0.1– <0.1]	<0.1 [<0.1– <0.1]	<0.1 [<0.1– <0.1]

## LAWS AND POLICIES

Laws criminalizing the transmission of, non-disclosure of or exposure to HIV transmission	Yes
Criminalization of sex work among consenting adults	...
Criminalization of same-sex sexual acts	Laws penalizing same-sex sexual acts have been decriminalized or never existed
Drug use or possession for personal use is an offence	The law allows possession of a certain amount of drugs
Criminalization of transgender people	Neither criminalized nor prosecuted
Laws or policies restricting the entry, stay and residence of people living with HIV	No
Parental consent for adolescents to access HIV testing	...
Spousal consent for married women to access sexual and reproductive health services	No
Mandatory HIV testing for marriage, work or residence permits or for certain groups	Yes

## STIGMA AND DISCRIMINATION

Percentage of women and men aged 15–49 years who report discriminatory attitudes towards people living with HIV

Percentage of people living with HIV denied health services because of their HIV status in the last 12 months

Percentage of people living with HIV who reported a health-care professional told others about their HIV status without their consent

## VIOLENCE

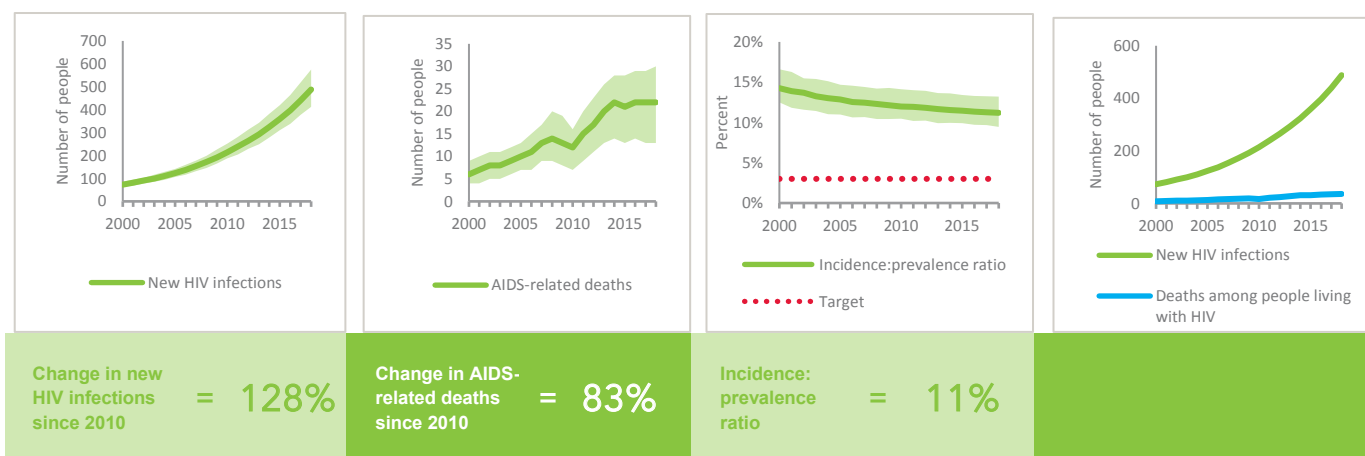
Proportion of ever-married or partnered women aged 15–49 years who experienced physical or sexual violence from a male intimate partner in the past 12 months

## EXPENDITURES

	Financing sources					Total
	Domestic private	Domestic public	International: PEPFAR	International: Global Fund	International: all others	
Last available report: 2009	\$836 737	\$66 970 753	...	...	\$2 340 368	\$70 147 859



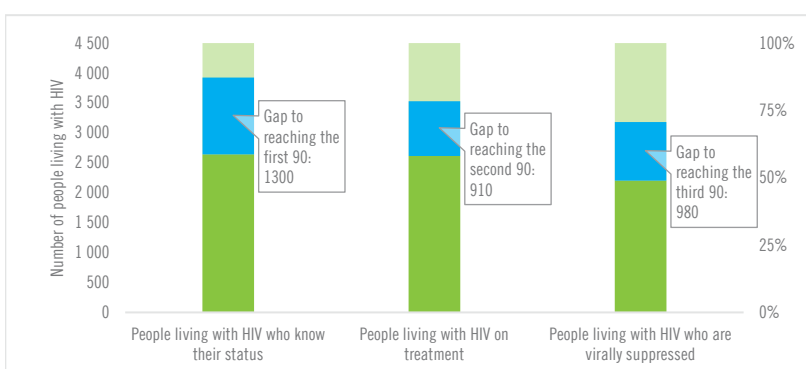
## EPIDEMIC TRANSITION METRICS



## KEY POPULATIONS

	Sex workers	Gay men and other men who have sex with men	People who inject drugs	Transgender people	Prisoners
Estimated size of population	...	...	...	...	22 000
HIV prevalence	0.0%	...	0.1%	...	...
Know their HIV status	100%	87.7%	55.1%	...	...
Antiretroviral therapy coverage	...	95.9%	...	...	...
Condom use	...	43.0%	24.6%	...	...
Coverage of HIV prevention programmes	...	...	...	...	...
Avoidance of health care because of stigma and discrimination	...	...	...	...	...
Expenditures (0)	...	...	...	...	...

## HIV TESTING AND TREATMENT CASCADE



	61% [51–69%]	60% [51–68%] 2600	51% [43–58%]
All ages			
Children (0–14)	...% [...–...%]	...% [...–...%] ...	...% [...–...%]
Women (15+)	...% [...–...%]	60% [54–67%] 300	...% [...–...%]
Men (15+)	...% [...–...%]	60% [50–69%] 2300	...% [...–...%]

## ELIMINATION OF MOTHER-TO-CHILD TRANSMISSION

	2010	2018
Percentage of pregnant women living with HIV accessing antiretroviral medicines	...% [...–...%]	...% [...–...%]
Early infant diagnosis	...% [...–...%]	...% [...–...%]

## HIV COMORBIDITIES

Estimated number of incident tuberculosis cases among people living with HIV (2017)	8 [5–12]
People living with HIV who started TB preventive therapy (2017)	...
Cervical cancer screening of women living with HIV	...
People coinfecting with HIV and hepatitis B virus receiving combined treatment	...
People coinfecting with HIV and hepatitis C virus starting hepatitis C treatment	...

## HIV PREVENTION

Adults aged 15+ years with unsuppressed viral load	...
Knowledge of HIV prevention among young people aged 15–24 years	...
— Women	...
— Men	...
Condom use at last sex with a non-marital, non-cohabiting partner	...
— Women	...
— Men	...
Women aged 15–49 years who have their demand for family planning satisfied by modern methods	...
Men aged 15–49 years who are circumcised	Not applicable
Voluntary medical male circumcisions performed according to national standards	Not applicable
People who received PrEP at least once during the reporting period (2018)	70
Harm reduction	
— Use of sterile injecting equipment at last injection (2016)	47.8%
— Needles and syringes distributed per person who injects (2018)	147
— Coverage of opioid substitution therapy (2018)	38.2%
— Naloxone available (2019)	No
— Safe injection rooms available (2019)	No

## EPIDEMIC ESTIMATES

	2010	2015	2018
<b>New HIV infections</b>			
New HIV infections (all ages)	<200 [<200- <200]	<200 [<200- <200]	<200 [<200- <200]
New HIV infections (0–14)	... [...-...]	... [...-...]	... [...-...]
New HIV infections (women, 15+)	<100 [<100- <100]	<100 [<100- <100]	<100 [<100- <100]
New HIV infections (men, 15+)	<200 [<200- <200]	<200 [<200- <200]	<200 [<200- <200]
HIV incidence per 1000 population	0.03 [0.03–0.03]	0.02 [0.02–0.02]	0.02 [0.02–0.02]
<b>AIDS-related deaths</b>			
AIDS-related deaths (all ages)	<100 [<100- <100]	<100 [<100- <100]	<100 [<100- <100]
AIDS-related deaths (0–14)	... [...-...]	... [...-...]	... [...-...]
AIDS-related deaths (women, 15+)	<100 [<100- <100]	<100 [<100- <100]	<100 [<100- <100]
AIDS-related deaths (men, 15+)	<100 [<100- <100]	<100 [<100- <100]	<100 [<100- <100]
<b>People living with HIV</b>			
People living with HIV (all ages)	5500 [5000–6200]	6000 [5400–6700]	6200 [5600–7000]
People living with HIV (0–14)	... [...-...]	... [...-...]	... [...-...]
People living with HIV (women, 15+)	1500 [1300–1700]	1600 [1400–1800]	1600 [1400–1800]
People living with HIV (men, 15+)	4000 [3600–4600]	4400 [3900–5000]	4600 [4100–5200]
HIV prevalence (15–49)	0.1 [0.1–0.2]	0.1 [<0.1–0.1]	0.1 [<0.1–0.1]

## LAWS AND POLICIES

Laws criminalizing the transmission of, non-disclosure of or exposure to HIV transmission	...
Criminalization of sex work among consenting adults	...
Criminalization of same-sex sexual acts	Laws penalizing same-sex sexual acts have been decriminalized or never existed
Drug use or possession for personal use is an offence	...
Criminalization of transgender people	...
Laws or policies restricting the entry, stay and residence of people living with HIV	No
Parental consent for adolescents to access HIV testing	...
Spousal consent for married women to access sexual and reproductive health services	...
Mandatory HIV testing for marriage, work or residence permits or for certain groups	...

## STIGMA AND DISCRIMINATION

Percentage of women and men aged 15–49 years who report discriminatory attitudes towards people living with HIV

Percentage of people living with HIV denied health services because of their HIV status in the last 12 months

Percentage of people living with HIV who reported a health-care professional told others about their HIV status without their consent

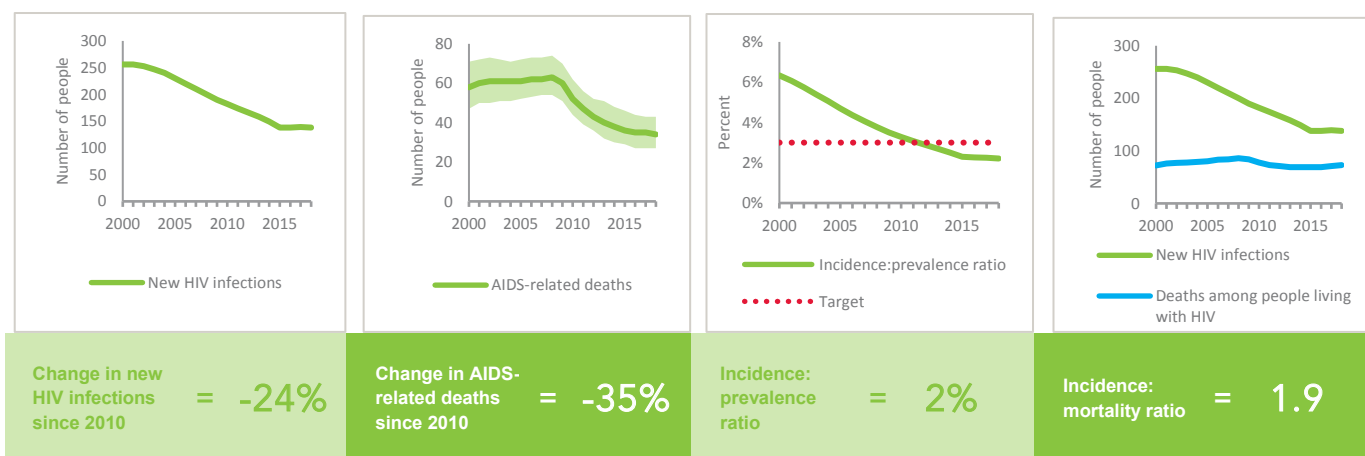
## VIOLENCE

Proportion of ever-married or partnered women aged 15–49 years who experienced physical or sexual violence from a male intimate partner in the past 12 months

## EXPENDITURES

	Financing sources					Total
	Domestic private	Domestic public	International: PEPFAR	International: Global Fund	International: all others	
Last available report:	...	...	...	...	...	...

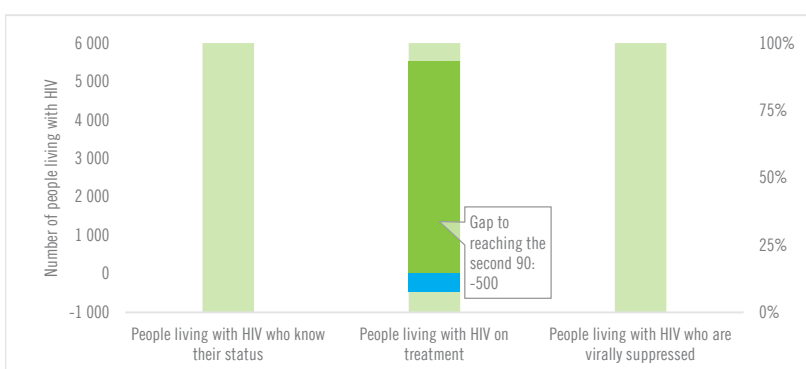
## EPIDEMIC TRANSITION METRICS



## KEY POPULATIONS

	Sex workers	Gay men and other men who have sex with men	People who inject drugs	Transgender people	Prisoners
Estimated size of population	...	...	...	...	...
HIV prevalence	...	5.0%	4.0%	...	...
Know their HIV status	...	...	...	...	...
Antiretroviral therapy coverage	...	...	...	...	...
Condom use	...	...	...	...	...
Coverage of HIV prevention programmes	...	...	...	...	...
Avoidance of health care because of stigma and discrimination	...	...	...	...	...
Expenditures (0)	...	...	...	...	...

## HIV TESTING AND TREATMENT CASCADE



	2010	2018
<b>All ages</b>	89% [79– >95%] 5500	...
<b>Children (0–14)</b>	...	...
<b>Women (15+)</b>	90% [80– >95%] 1500	...
<b>Men (15+)</b>	88% [78– >95%] 4100	...

## ELIMINATION OF MOTHER-TO-CHILD TRANSMISSION

	2010	2018
Percentage of pregnant women living with HIV accessing antiretroviral medicines	...% [...-...%]	...% [...-...%]
Early infant diagnosis	...% [...-...%]	...% [...-...%]

## HIV COMORBIDITIES

Estimated number of incident tuberculosis cases among people living with HIV (2017)	9 [7–11]
People living with HIV who started TB preventive therapy (2017)	...
Cervical cancer screening of women living with HIV	...
People coinfectd with HIV and hepatitis B virus receiving combined treatment	...
People coinfectd with HIV and hepatitis C virus starting hepatitis C treatment	...

## HIV PREVENTION

Adults aged 15+ years with unsuppressed viral load	...
Knowledge of HIV prevention among young people aged 15–24 years	...
— Women	...
— Men	...
Condom use at last sex with a non-marital, non-cohabiting partner	...
— Women	...
— Men	...
Women aged 15–49 years who have their demand for family planning satisfied by modern methods	...
Men aged 15–49 years who are circumcised	Not applicable
Voluntary medical male circumcisions performed according to national standards	Not applicable
People who received PrEP at least once during the reporting period	...
Harm reduction	...
— Use of sterile injecting equipment at last injection	...
— Needles and syringes distributed per person who injects	...
— Coverage of opioid substitution therapy (2017)	50%
— Naloxone available (2019)	...
— Safe injection rooms available (2019)	...

## EPIDEMIC ESTIMATES

	2010	2015	2018
<b>New HIV infections</b>			
New HIV infections (all ages)	<500 [<500– <500]	<500 [<500– <500]	<500 [<500– <500]
New HIV infections (0–14)	... [...–...]	... [...–...]	... [...–...]
New HIV infections (women, 15+)	<200 [<100– <200]	<200 [<100– <200]	<100 [<100– <200]
New HIV infections (men, 15+)	<500 [<200– <500]	<500 [<200– <500]	<200 [<200– <500]
HIV incidence per 1000 population	0.25 [0.21–0.29]	0.24 [0.2–0.27]	0.23 [0.19–0.27]
<b>AIDS-related deaths</b>			
AIDS-related deaths (all ages)	<200 [<200– <200]	<100 [<100– <200]	<100 [<100– <200]
AIDS-related deaths (0–14)	... [...–...]	... [...–...]	... [...–...]
AIDS-related deaths (women, 15+)	<100 [<100– <100]	<100 [<100– <100]	<100 [<100– <100]
AIDS-related deaths (men, 15+)	<100 [<100– <200]	<100 [<100– <100]	<100 [<100– <100]
<b>People living with HIV</b>			
People living with HIV (all ages)	6000 [5100–6700]	6800 [6000–7600]	7400 [6600–8200]
People living with HIV (0–14)	... [...–...]	... [...–...]	... [...–...]
People living with HIV (women, 15+)	2100 [1800–2400]	2400 [2100–2700]	2600 [2300–2900]
People living with HIV (men, 15+)	3900 [3200–4500]	4400 [3800–5000]	4800 [4100–5300]
HIV prevalence (15–49)	0.7 [0.6–0.8]	0.8 [0.7–0.9]	0.9 [0.7–0.9]

## LAWS AND POLICIES

Laws criminalizing the transmission of, non-disclosure of or exposure to HIV transmission	...
Criminalization of sex work among consenting adults	...
Criminalization of same-sex sexual acts	Laws penalizing same-sex sexual acts have been decriminalized or never existed
Drug use or possession for personal use is an offence	...
Criminalization of transgender people	...
Laws or policies restricting the entry, stay and residence of people living with HIV	No
Parental consent for adolescents to access HIV testing	...
Spousal consent for married women to access sexual and reproductive health services	...
Mandatory HIV testing for marriage, work or residence permits or for certain groups	...

## STIGMA AND DISCRIMINATION

Percentage of women and men aged 15–49 years who report discriminatory attitudes towards people living with HIV

Percentage of people living with HIV denied health services because of their HIV status in the last 12 months

Percentage of people living with HIV who reported a health-care professional told others about their HIV status without their consent

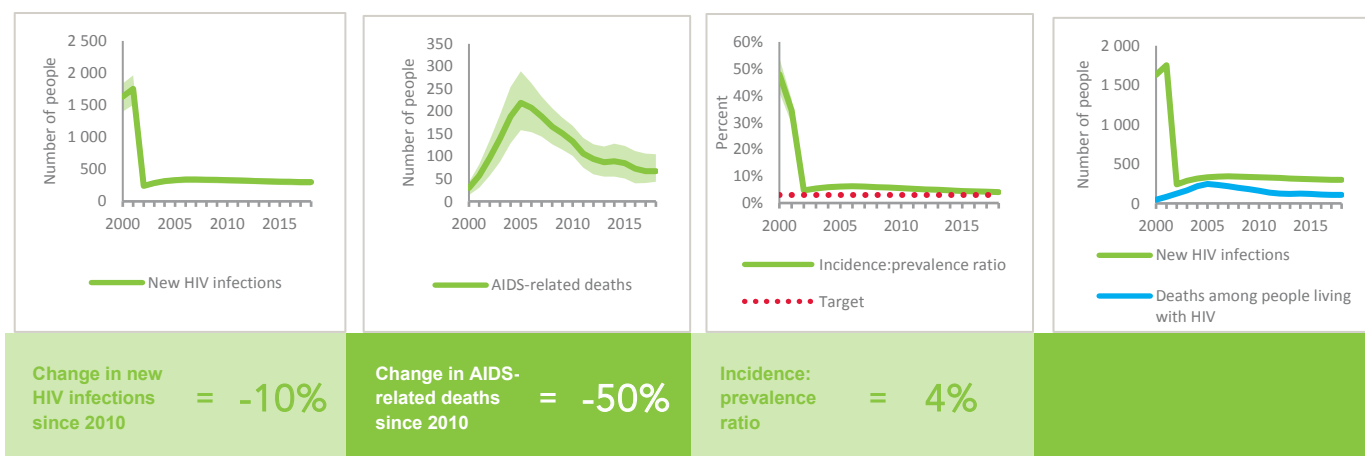
## VIOLENCE

Proportion of ever-married or partnered women aged 15–49 years who experienced physical or sexual violence from a male intimate partner in the past 12 months

## EXPENDITURES

	Financing sources					Total
	Domestic private	Domestic public	International: PEPFAR	International: Global Fund	International: all others	
Last available report: 2010	...	\$16 353 142	...	...	...	\$16 353 142

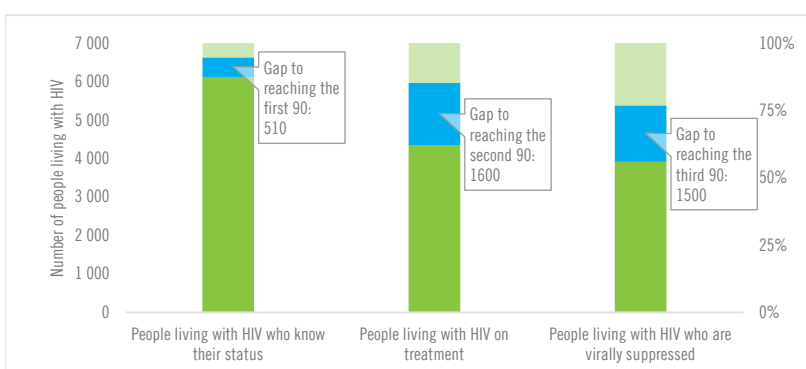
## EPIDEMIC TRANSITION METRICS



## KEY POPULATIONS

	Sex workers	Gay men and other men who have sex with men	People who inject drugs	Transgender people	Prisoners
Estimated size of population	...	...	...	...	2100
HIV prevalence	...	5.5%	51.4%	...	13.0%
Know their HIV status	...	58.8%	72.6%	...	...
Antiretroviral therapy coverage	...	...	90.6%	...	...
Condom use	96.7%	53.9%	36.0%	...	...
Coverage of HIV prevention programmes	...	...	...	...	...
Avoidance of health care because of stigma and discrimination	...	...	...	...	...
Expenditures (0)	...	...	...	...	...

## HIV TESTING AND TREATMENT CASCADE



	83% [74–92%]	59% [53–66%] 4300	53% [48–59%]
All ages	...	...	...
Children (0–14)	...% [...–...%]	...% [...–...%] ...	...% [...–...%]
Women (15+)	94% [83– >95%]	67% [59–74%] 1700	60% [53–67%]
Men (15+)	77% [67–87%]	55% [47–61%] 2600	49% [43–55%]

## ELIMINATION OF MOTHER-TO-CHILD TRANSMISSION

	2010	2018
Percentage of pregnant women living with HIV accessing antiretroviral medicines	...% [...–...%]	...% [...–...%]
Early infant diagnosis	...% [...–...%]	...% [...–...%]

## HIV COMORBIDITIES

Estimated number of incident tuberculosis cases among people living with HIV (2017)	17 [15–20]
People living with HIV who started TB preventive therapy (2017)	...
Cervical cancer screening of women living with HIV	...
People coinfecting with HIV and hepatitis B virus receiving combined treatment	...
People coinfecting with HIV and hepatitis C virus starting hepatitis C treatment	...

## HIV PREVENTION

Adults aged 15+ years with unsuppressed viral load	0.3%
Knowledge of HIV prevention among young people aged 15–24 years	...
— Women	...
— Men	...
Condom use at last sex with a non-marital, non-cohabiting partner	...
— Women	...
— Men	...
Women aged 15–49 years who have their demand for family planning satisfied by modern methods	...
Men aged 15–49 years who are circumcised	Not applicable
Voluntary medical male circumcisions performed according to national standards	Not applicable
People who received PrEP at least once during the reporting period	...
Harm reduction	...
— Use of sterile injecting equipment at last injection (2018)	97.4%
— Needles and syringes distributed per person who injects (2018)	195
— Coverage of opioid substitution therapy (2018)	13.1%
— Naloxone available (2019)	...
— Safe injection rooms available (2019)	...

## EPIDEMIC ESTIMATES

	2010	2015	2018
<b>New HIV infections</b>			
New HIV infections (all ages)	<200 [<200– <500]	<200 [<200– <500]	<500 [<200– <500]
New HIV infections (0–14)	... [...–...]	... [...–...]	... [...–...]
New HIV infections (women, 15+)	<100 [<100– <100]	<100 [<100– <100]	<100 [<100– <100]
New HIV infections (men, 15+)	<200 [<100– <200]	<200 [<100– <200]	<200 [<100– <500]
HIV incidence per 1000 population	0.03 [0.02–0.04]	0.03 [0.02–0.04]	0.04 [0.02–0.06]
<b>AIDS-related deaths</b>			
AIDS-related deaths (all ages)	<100 [<100– <100]	<100 [<100– <100]	<100 [<100– <100]
AIDS-related deaths (0–14)	... [...–...]	... [...–...]	... [...–...]
AIDS-related deaths (women, 15+)	<100 [<100– <100]	<100 [<100– <100]	<100 [<100– <100]
AIDS-related deaths (men, 15+)	<100 [<100– <100]	<100 [<100– <100]	<100 [<100– <100]
<b>People living with HIV</b>			
People living with HIV (all ages)	2700 [2200–3500]	3500 [2800–4300]	4000 [3100–4900]
People living with HIV (0–14)	... [...–...]	... [...–...]	... [...–...]
People living with HIV (women, 15+)	750 [580–970]	950 [730–1200]	1100 [830–1300]
People living with HIV (men, 15+)	2000 [1500–2700]	2500 [1900–3200]	2900 [2200–3600]
HIV prevalence (15–49)	<0.1 [<0.1–0.1]	<0.1 [<0.1–0.1]	0.1 [<0.1–0.1]

## LAWS AND POLICIES

Laws criminalizing the transmission of, non-disclosure of or exposure to HIV transmission	...
Criminalization of sex work among consenting adults	...
Criminalization of same-sex sexual acts	Laws penalizing same-sex sexual acts have been decriminalized or never existed
Drug use or possession for personal use is an offence	...
Criminalization of transgender people	...
Laws or policies restricting the entry, stay and residence of people living with HIV	No
Parental consent for adolescents to access HIV testing	...
Spousal consent for married women to access sexual and reproductive health services	...
Mandatory HIV testing for marriage, work or residence permits or for certain groups	...

## STIGMA AND DISCRIMINATION

Percentage of women and men aged 15–49 years who report discriminatory attitudes towards people living with HIV

Percentage of people living with HIV denied health services because of their HIV status in the last 12 months

Percentage of people living with HIV who reported a health-care professional told others about their HIV status without their consent

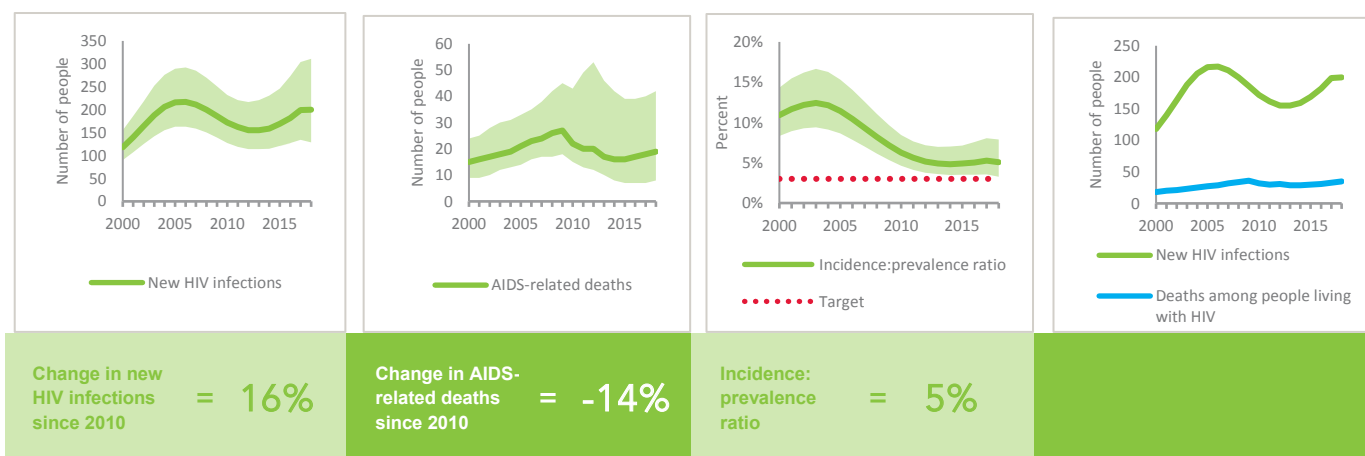
## VIOLENCE

Proportion of ever-married or partnered women aged 15–49 years who experienced physical or sexual violence from a male intimate partner in the past 12 months

## EXPENDITURES

	Financing sources					Total
	Domestic private	Domestic public	International: PEPFAR	International: Global Fund	International: all others	
Last available report:	...	...	...	...	...	...

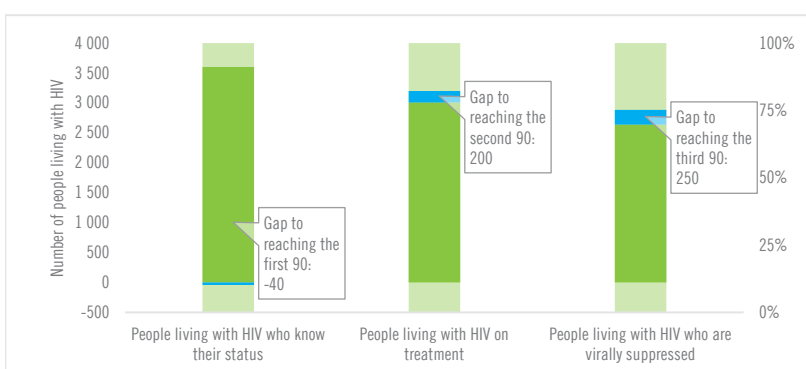
## EPIDEMIC TRANSITION METRICS



## KEY POPULATIONS

	Sex workers	Gay men and other men who have sex with men	People who inject drugs	Transgender people	Prisoners
Estimated size of population	...	...	...	...	...
HIV prevalence	...	...	1.2%	...	1.0%
Know their HIV status	...	...	...	...	...
Antiretroviral therapy coverage	...	70.0%	54.3%	...	...
Condom use	...	...	...	...	...
Coverage of HIV prevention programmes	...	...	...	...	...
Avoidance of health care because of stigma and discrimination	...	...	...	...	...
Expenditures (0)	...	...	...	...	...

## HIV TESTING AND TREATMENT CASCADE



	91% [72– >95%]	76% [60–95%] 3000	67% [53–83%]
All ages			
Children (0–14)	...% [...–...%]	...% [...–...%] ...	...% [...–...%]
Women (15+)	91% [70– >95%]	76% [58–94%] 830	...% [...–...%]
Men (15+)	91% [70– >95%]	76% [59– >95%] 2200	...% [...–...%]

## ELIMINATION OF MOTHER-TO-CHILD TRANSMISSION

	2010	2018
Percentage of pregnant women living with HIV accessing antiretroviral medicines	...% [...–...%]	...% [...–...%]
Early infant diagnosis	...% [...–...%]	...% [...–...%]

## HIV COMORBIDITIES

Estimated number of incident tuberculosis cases among people living with HIV (2017)	8 [4–13]
People living with HIV who started TB preventive therapy (2017)	...
Cervical cancer screening of women living with HIV	...
People coinfecting with HIV and hepatitis B virus receiving combined treatment	...
People coinfecting with HIV and hepatitis C virus starting hepatitis C treatment	...

## HIV PREVENTION

Adults aged 15+ years with unsuppressed viral load	...
Knowledge of HIV prevention among young people aged 15–24 years	...
— Women	...
— Men	...
Condom use at last sex with a non-marital, non-cohabiting partner	...
— Women	...
— Men	...
Women aged 15–49 years who have their demand for family planning satisfied by modern methods	...
Men aged 15–49 years who are circumcised	Not applicable
Voluntary medical male circumcisions performed according to national standards	Not applicable
People who received PrEP at least once during the reporting period	...
Harm reduction	...
— Use of sterile injecting equipment at last injection	...
— Needles and syringes distributed per person who injects (2016)	361
— Coverage of opioid substitution therapy (2017)	30%
— Naloxone available (2019)	...
— Safe injection rooms available (2019)	...

## EPIDEMIC ESTIMATES

	2010	2015	2018
<b>New HIV infections</b>			
New HIV infections (all ages)	5500 [4500–6600]	6500 [5300–7700]	6200 [5000–7500]
New HIV infections (0–14)	<100 [<100– <100]	<100 [<100– <100]	<100 [<100– <100]
New HIV infections (women, 15+)	1500 [1300–1800]	1800 [1500–2100]	1700 [1400–2000]
New HIV infections (men, 15+)	4000 [3100–5100]	4600 [3600–5900]	4500 [3400–5700]
HIV incidence per 1000 population	0.08 [0.07–0.1]	0.1 [0.08–0.12]	0.09 [0.08–0.11]
<b>AIDS-related deaths</b>			
AIDS-related deaths (all ages)	600 [<500–780]	<500 [<500–500]	<500 [<500–540]
AIDS-related deaths (0–14)	<100 [<100– <100]	<100 [<100– <100]	<100 [<100– <100]
AIDS-related deaths (women, 15+)	<200 [<100– <200]	<100 [<100– <100]	<100 [<100– <200]
AIDS-related deaths (men, 15+)	<500 [<500–630]	<500 [<500– <500]	<500 [<500– <500]
<b>People living with HIV</b>			
People living with HIV (all ages)	140 000 [120 000–160 000]	160 000 [140 000–190 000]	180 000 [150 000–210 000]
People living with HIV (0–14)	<200 [<200– <500]	<500 [<500– <500]	<500 [<500– <500]
People living with HIV (women, 15+)	33 000 [29 000–38 000]	41 000 [36 000–47 000]	46 000 [40 000–52 000]
People living with HIV (men, 15+)	100 000 [85 000–130 000]	120 000 [99 000–150 000]	130 000 [110 000–160 000]
HIV prevalence (15–49)	0.3 [0.3–0.4]	0.3 [0.3–0.4]	0.3 [0.3–0.4]

## LAWS AND POLICIES

Laws criminalizing the transmission of, non-disclosure of or exposure to HIV transmission	...
Criminalization of sex work among consenting adults	...
Criminalization of same-sex sexual acts	Laws penalizing same-sex sexual acts have been decriminalized or never existed
Drug use or possession for personal use is an offence	...
Criminalization of transgender people	...
Laws or policies restricting the entry, stay and residence of people living with HIV	No
Parental consent for adolescents to access HIV testing	...
Spousal consent for married women to access sexual and reproductive health services	...
Mandatory HIV testing for marriage, work or residence permits or for certain groups	...

## STIGMA AND DISCRIMINATION

Percentage of women and men aged 15–49 years who report discriminatory attitudes towards people living with HIV

Percentage of people living with HIV denied health services because of their HIV status in the last 12 months

Percentage of people living with HIV who reported a health-care professional told others about their HIV status without their consent

## VIOLENCE

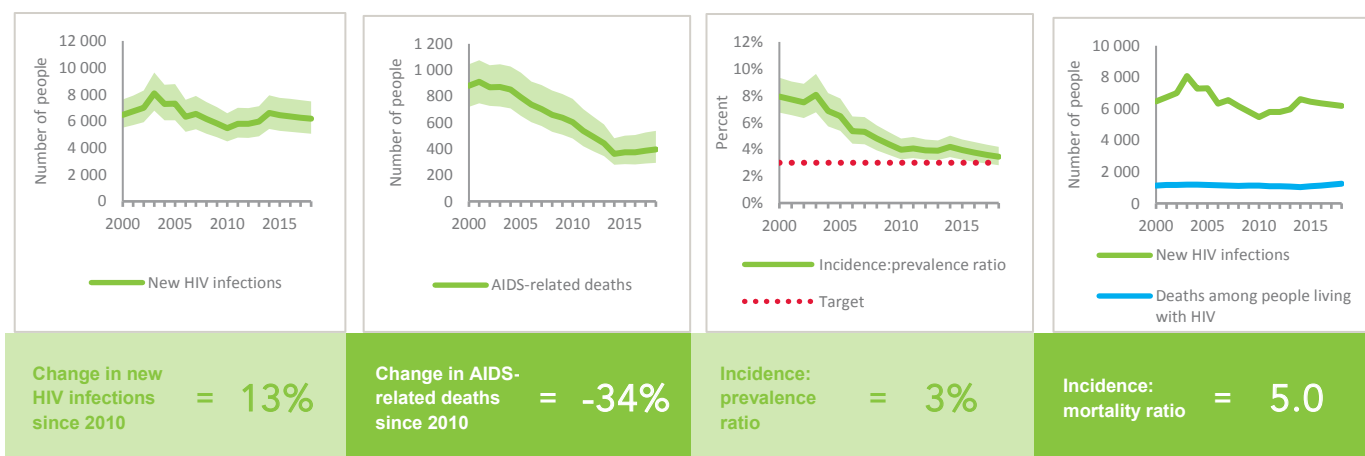
Proportion of ever-married or partnered women aged 15–49 years who experienced physical or sexual violence from a male intimate partner in the past 12 months

## EXPENDITURES

	Financing sources					Total
	Domestic private	Domestic public	International: PEPFAR	International: Global Fund	International: all others	
Last available report:	...	...	...	...	...	...



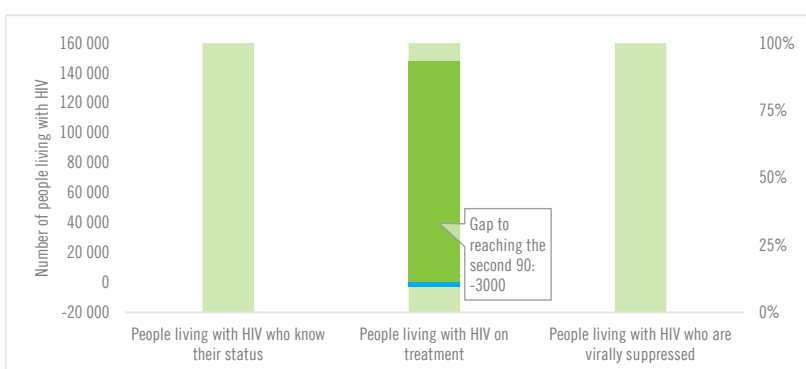
## EPIDEMIC TRANSITION METRICS



## KEY POPULATIONS

	Sex workers	Gay men and other men who have sex with men	People who inject drugs	Transgender people	Prisoners
Estimated size of population	...	...	...	...	...
HIV prevalence	...	14.0%	...	...	2.0%
Know their HIV status	...	86.0%	97.5%	...	...
Antiretroviral therapy coverage	...	78.0%	90.9%	...	...
Condom use	...	44.5%	...	...	...
Coverage of HIV prevention programmes	...	...	...	...	...
Avoidance of health care because of stigma and discrimination	...	...	...	...	...
Expenditures (0)	...	...	...	...	...

## HIV TESTING AND TREATMENT CASCADE



	...	83% [69– >95%] 148 000	...
All ages	...% [...–...%]		...% [...–...%]
Children (0–14)	...% [...–...%]	...% [...–...%] ...	...% [...–...%]
Women (15+)	...% [...–...%]	75% [65–84%] 34 400	...% [...–...%]
Men (15+)	...% [...–...%]	85% [69– >95%] 114 000	...% [...–...%]

## ELIMINATION OF MOTHER-TO-CHILD TRANSMISSION

	2010	2018
Percentage of pregnant women living with HIV accessing antiretroviral medicines	...% [...–...%]	...% [...–...%]
Early infant diagnosis	...% [...–...%]	...% [...–...%]

## HIV COMORBIDITIES

Estimated number of incident tuberculosis cases among people living with HIV (2017)	830 [490–1300]
People living with HIV who started TB preventive therapy (2017)	...
Cervical cancer screening of women living with HIV	...
People coinfecting with HIV and hepatitis B virus receiving combined treatment	...
People coinfecting with HIV and hepatitis C virus starting hepatitis C treatment	...

## HIV PREVENTION

Adults aged 15+ years with unsuppressed viral load	...
Knowledge of HIV prevention among young people aged 15–24 years	...
— Women	...
— Men	...
Condom use at last sex with a non-marital, non-cohabiting partner	...
— Women	...
— Men	...
Women aged 15–49 years who have their demand for family planning satisfied by modern methods	...
Men aged 15–49 years who are circumcised	Not applicable
Voluntary medical male circumcisions performed according to national standards	Not applicable
People who received PrEP at least once during the reporting period	...
Harm reduction	...
— Use of sterile injecting equipment at last injection	...
— Needles and syringes distributed per person who injects (2015)	115
— Coverage of opioid substitution therapy (2015)	80%
— Naloxone available (2019)	...
— Safe injection rooms available (2019)	...

## EPIDEMIC ESTIMATES

	2010	2015	2018
<b>New HIV infections</b>			
New HIV infections (all ages)	2900 [2300–3500]	2900 [2200–3600]	2600 [1900–3200]
New HIV infections (0–14)	<100 [<100– <100]	<100 [<100– <100]	<100 [<100– <100]
New HIV infections (women, 15+)	<500 [<500– <500]	600 [<500–710]	570 [<500–690]
New HIV infections (men, 15+)	2400 [1900–3100]	2300 [1700–3000]	2000 [1400–2600]
HIV incidence per 1000 population	0.04 [0.03–0.04]	0.04 [0.03–0.04]	0.03 [0.02–0.04]
<b>AIDS-related deaths</b>			
AIDS-related deaths (all ages)	<500 [<500–720]	<500 [<500–720]	<500 [<500–670]
AIDS-related deaths (0–14)	<100 [<100– <100]	<100 [<100– <100]	<100 [<100– <100]
AIDS-related deaths (women, 15+)	<100 [<100– <200]	<100 [<100– <100]	<100 [<100– <100]
AIDS-related deaths (men, 15+)	<500 [<500–610]	<500 [<500–650]	<500 [<500–590]
<b>People living with HIV</b>			
People living with HIV (all ages)	69 000 [57 000–81 000]	81 000 [66 000–94 000]	87 000 [71 000–100 000]
People living with HIV (0–14)	<100 [<100– <100]	<100 [<100– <100]	<200 [<100– <200]
People living with HIV (women, 15+)	13 000 [12 000–15 000]	16 000 [14 000–18 000]	17 000 [15 000–20 000]
People living with HIV (men, 15+)	56 000 [45 000–66 000]	65 000 [52 000–77 000]	70 000 [55 000–83 000]
HIV prevalence (15–49)	0.1 [0.1–0.1]	0.1 [0.1–0.1]	0.1 [0.1–0.1]

## LAWS AND POLICIES

Laws criminalizing the transmission of, non-disclosure of or exposure to HIV transmission	...
Criminalization of sex work among consenting adults	...
Criminalization of same-sex sexual acts	Laws penalizing same-sex sexual acts have been decriminalized or never existed
Drug use or possession for personal use is an offence	...
Criminalization of transgender people	...
Laws or policies restricting the entry, stay and residence of people living with HIV	No
Parental consent for adolescents to access HIV testing	...
Spousal consent for married women to access sexual and reproductive health services	...
Mandatory HIV testing for marriage, work or residence permits or for certain groups	...

## STIGMA AND DISCRIMINATION

Percentage of women and men aged 15–49 years who report discriminatory attitudes towards people living with HIV

Percentage of people living with HIV denied health services because of their HIV status in the last 12 months

**2013**  
17.5

Percentage of people living with HIV who reported a health-care professional told others about their HIV status without their consent

**2013**  
19.4

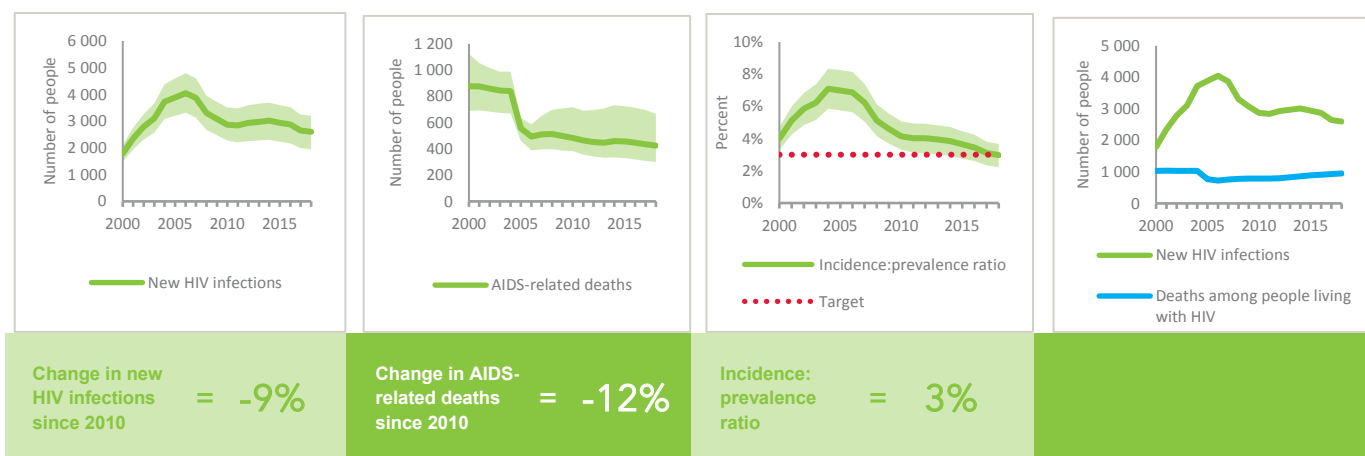
## VIOLENCE

Proportion of ever-married or partnered women aged 15–49 years who experienced physical or sexual violence from a male intimate partner in the past 12 months

## EXPENDITURES

	Financing sources					Total
	Domestic private	Domestic public	International: PEPFAR	International: Global Fund	International: all others	
Last available report:	...	...	...	...	...	...

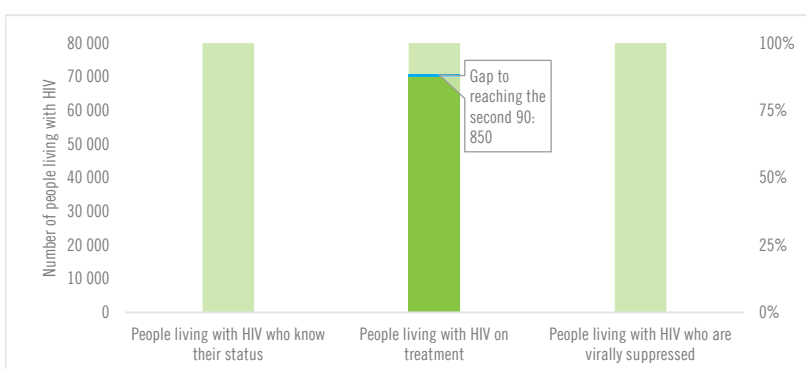
## EPIDEMIC TRANSITION METRICS



## KEY POPULATIONS

	Sex workers	Gay men and other men who have sex with men	People who inject drugs	Transgender people	Prisoners
Estimated size of population	...	...	...	...	...
HIV prevalence	...	6.0%	4.9%	...	...
Know their HIV status	...	86.0%	98.8%	...	...
Antiretroviral therapy coverage	...	81.8%	...	...	...
Condom use	...	...	38.0%	...	...
Coverage of HIV prevention programmes	...	...	...	...	...
Avoidance of health care because of stigma and discrimination	...	...	...	...	...
Expenditures (0)	...	...	...	...	...

## HIV TESTING AND TREATMENT CASCADE



	...	80% [65–93%] 69 900	...
All ages	...% [...–...%]		...% [...–...%]
Children (0–14)	...% [...–...%]	...% [...–...%]	...% [...–...%]
Women (15+)	...% [...–...%]	74% [66–84%] 12 800	...% [...–...%]
Men (15+)	...% [...–...%]	81% [64–>95%] 57 000	...% [...–...%]

## ELIMINATION OF MOTHER-TO-CHILD TRANSMISSION

	2010	2018
Percentage of pregnant women living with HIV accessing antiretroviral medicines	...% [...–...%]	...% [...–...%]
Early infant diagnosis	...% [...–...%]	...% [...–...%]

## HIV COMORBIDITIES

Estimated number of incident tuberculosis cases among people living with HIV (2017)	350 [200–550]
People living with HIV who started TB preventive therapy (2017)	...
Cervical cancer screening of women living with HIV	...
People coinfectd with HIV and hepatitis B virus receiving combined treatment	...
People coinfectd with HIV and hepatitis C virus starting hepatitis C treatment	...

## HIV PREVENTION

Adults aged 15+ years with unsuppressed viral load	...
Knowledge of HIV prevention among young people aged 15–24 years	...
— Women	...
— Men	...
Condom use at last sex with a non-marital, non-cohabiting partner	...
— Women	...
— Men	...
Women aged 15–49 years who have their demand for family planning satisfied by modern methods	...
Men aged 15–49 years who are circumcised	Not applicable
Voluntary medical male circumcisions performed according to national standards	Not applicable
People who received PrEP at least once during the reporting period (2017)	2000
Harm reduction	
— Use of sterile injecting equipment at last injection (2015)	90.2%
— Needles and syringes distributed per person who injects	...
— Coverage of opioid substitution therapy (2015)	45.2%
— Naloxone available (2019)	...
— Safe injection rooms available (2019)	...

## KEY POPULATIONS

	Sex workers	Gay men and other men who have sex with men	People who inject drugs	Transgender people	Prisoners
Estimated size of population	...	...	...	...	...
HIV prevalence	...	...	8.5%	...	1.3%
Know their HIV status	...	...	...	...	...
Antiretroviral therapy coverage	...	...	...	...	...
Condom use	...	73.0%	40.0%	66.0%	...
Coverage of HIV prevention programmes	...	...	...	...	...
Avoidance of health care because of stigma and discrimination	...	...	...	...	...
Expenditures (0)	...	...	...	...	...

## HIV TESTING AND TREATMENT CASCADE



Category	People living with HIV who know their status	People living with HIV on treatment	People living with HIV who are virally suppressed
All ages	...% [...-...%]	...% [...-...%]	...% [...-...%]
Children (0–14)	...% [...-...%]	...% [...-...%]	...% [...-...%]
Women (15+)	...% [...-...%]	...% [...-...%]	...% [...-...%]
Men (15+)	...% [...-...%]	...% [...-...%]	...% [...-...%]

## EXPENDITURES

	Financing sources					Total
	Domestic private	Domestic public	International: PEPFAR	International: Global Fund	International: all others	
Last available report: 2008	...	\$96 058 435	...	...	...	\$96 058 435

## HIV COMORBIDITIES

Estimated number of incident tuberculosis cases among people living with HIV (2017)	33 [18–51]
People living with HIV who started TB preventive therapy (2017)	...
Cervical cancer screening of women living with HIV	...
People coinfecting with HIV and hepatitis B virus receiving combined treatment	...
People coinfecting with HIV and hepatitis C virus starting hepatitis C treatment	...

## HIV PREVENTION

Adults aged 15+ years with unsuppressed viral load	...
Knowledge of HIV prevention among young people aged 15–24 years	...
— Women	...
— Men	...
Condom use at last sex with a non-marital, non-cohabiting partner	...
— Women	...
— Men	...
Women aged 15–49 years who have their demand for family planning satisfied by modern methods	...
Men aged 15–49 years who are circumcised	Not applicable
Voluntary medical male circumcisions performed according to national standards	Not applicable
People who received PrEP at least once during the reporting period (2017)	75
Harm reduction	...
— Use of sterile injecting equipment at last injection (2015)	86%
— Needles and syringes distributed per person who injects (2016)	80
— Coverage of opioid substitution therapy (2016)	57%
— Naloxone available (2019)	...
— Safe injection rooms available (2019)	...

**Note:** HIV epidemiological estimates were not available at the time of publication.

---

## LAWS AND POLICIES

Laws criminalizing the transmission of, non-disclosure of or exposure to HIV transmission ...

Criminalization of sex work among consenting adults ...

---

Criminalization of same-sex sexual acts	Laws penalizing same-sex sexual acts have been decriminalized or never existed
---	--

---

Drug use or possession for personal use is an offence ...

---

Criminalization of transgender people ...

---

Laws or policies restricting the entry, stay and residence of people living with HIV No

---

Parental consent for adolescents to access HIV testing ...

---

Spousal consent for married women to access sexual and reproductive health services ...

---

Mandatory HIV testing for marriage, work or residence permits or for certain groups ...

---

## STIGMA AND DISCRIMINATION

Percentage of women and men aged 15–49 years who report discriminatory attitudes towards people living with HIV

---

Percentage of people living with HIV denied health services because of their HIV status in the last 12 months	<b>2017</b> 11
---	-------------------

---

Percentage of people living with HIV who reported a health-care professional told others about their HIV status without their consent	<b>2017</b> 15
---	-------------------

---

## VIOLENCE

Proportion of ever-married or partnered women aged 15–49 years who experienced physical or sexual violence from a male intimate partner in the past 12 months

### EPIDEMIC ESTIMATES

	2010	2015	2018
<b>New HIV infections</b>			
New HIV infections (all ages)	<500 [<200- <500]	<500 [<500- <500]	<500 [<200- <500]
New HIV infections (0–14)	... [...-...]	... [...-...]	... [...-...]
New HIV infections (women, 15+)	<100 [<100- <100]	<100 [<100- <100]	<100 [<100- <100]
New HIV infections (men, 15+)	<500 [<200- <500]	<500 [<200- <500]	<200 [<200- <500]
HIV incidence per 1000 population	0.02 [0.02–0.03]	0.03 [0.02–0.03]	0.02 [0.02–0.03]
<b>AIDS-related deaths</b>			
AIDS-related deaths (all ages)	<100 [<100- <100]	<100 [<100- <100]	<100 [<100- <100]
AIDS-related deaths (0–14)	... [...-...]	... [...-...]	... [...-...]
AIDS-related deaths (women, 15+)	<100 [<100- <100]	<100 [<100- <100]	<100 [<100- <100]
AIDS-related deaths (men, 15+)	<100 [<100- <100]	<100 [<100- <100]	<100 [<100- <100]
<b>People living with HIV</b>			
People living with HIV (all ages)	2000 [1800–2300]	3100 [2700–3500]	3700 [3200–4200]
People living with HIV (0–14)	... [...-...]	... [...-...]	... [...-...]
People living with HIV (women, 15+)	<500 [<500- <500]	<500 [<500–550]	570 [510–640]
People living with HIV (men, 15+)	1700 [1500–1900]	2600 [2200–3000]	3100 [2600–3500]
HIV prevalence (15–49)	<0.1 [<0.1- <0.1]	<0.1 [<0.1- <0.1]	<0.1 [<0.1- <0.1]

### LAWS AND POLICIES

Laws criminalizing the transmission of, non-disclosure of or exposure to HIV transmission	...
Criminalization of sex work among consenting adults	...
Criminalization of same-sex sexual acts	Laws penalizing same-sex sexual acts have been decriminalized or never existed
Drug use or possession for personal use is an offence	...
Criminalization of transgender people	...
Laws or policies restricting the entry, stay and residence of people living with HIV	No
Parental consent for adolescents to access HIV testing	...
Spousal consent for married women to access sexual and reproductive health services	...
Mandatory HIV testing for marriage, work or residence permits or for certain groups	...

### STIGMA AND DISCRIMINATION

Percentage of women and men aged 15–49 years who report discriminatory attitudes towards people living with HIV

Percentage of people living with HIV denied health services because of their HIV status in the last 12 months

Percentage of people living with HIV who reported a health-care professional told others about their HIV status without their consent

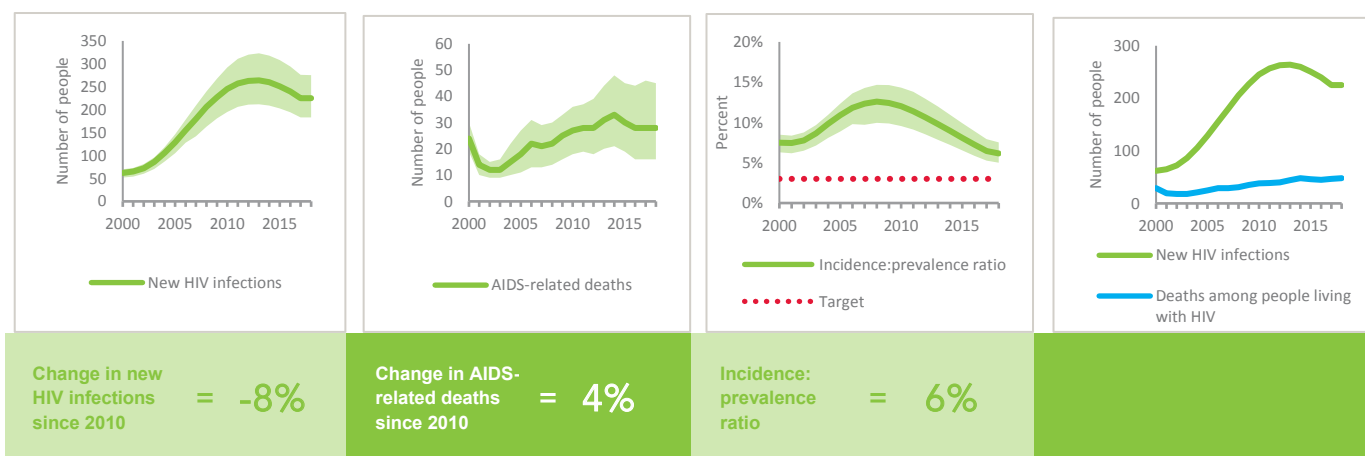
### VIOLENCE

Proportion of ever-married or partnered women aged 15–49 years who experienced physical or sexual violence from a male intimate partner in the past 12 months

### EXPENDITURES

	Financing sources					Total
	Domestic private	Domestic public	International: PEPFAR	International: Global Fund	International: all others	
Last available report: 2009	...	\$3 496 377	...	...	...	\$3 496 377

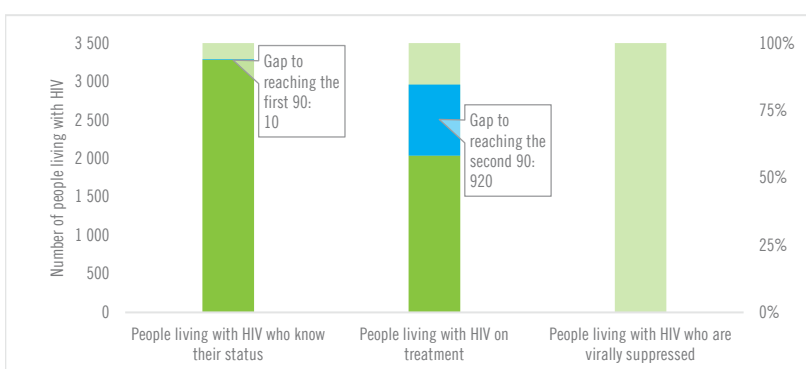
## EPIDEMIC TRANSITION METRICS



## KEY POPULATIONS

	Sex workers	Gay men and other men who have sex with men	People who inject drugs	Transgender people	Prisoners
Estimated size of population	...	...	...	...	...
HIV prevalence	...	...	0.2%	...	...
Know their HIV status	...	...	...	...	...
Antiretroviral therapy coverage	...	...	...	...	...
Condom use	...	...	22.1%	...	...
Coverage of HIV prevention programmes	...	...	...	...	...
Avoidance of health care because of stigma and discrimination	...	...	...	...	...
Expenditures (0)	...	...	...	...	...

## HIV TESTING AND TREATMENT CASCADE



	90% [78- >95%]	56% [48-63%] 2000	...% [...-...%]
All ages	90% [78- >95%]	56% [48-63%] 2000	...% [...-...%]
Children (0-14)	...% [...-...%]	...% [...-...%]	...% [...-...%]
Women (15+)	64% [56-71%]	41% [36-46%] 230	...% [...-...%]
Men (15+)	95% [81- >95%]	58% [50-66%] 1800	...% [...-...%]

## ELIMINATION OF MOTHER-TO-CHILD TRANSMISSION

	2010	2018
Percentage of pregnant women living with HIV accessing antiretroviral medicines	...% [...-...%]	...% [...-...%]
Early infant diagnosis	...% [...-...%]	...% [...-...%]

## HIV COMORBIDITIES

Estimated number of incident tuberculosis cases among people living with HIV (2017)	11 [6-18]
People living with HIV who started TB preventive therapy (2017)	...
Cervical cancer screening of women living with HIV	...
People coinfecting with HIV and hepatitis B virus receiving combined treatment	...
People coinfecting with HIV and hepatitis C virus starting hepatitis C treatment	...

## HIV PREVENTION

Adults aged 15+ years with unsuppressed viral load	...
Knowledge of HIV prevention among young people aged 15-24 years	...
— Women	...
— Men	...
Condom use at last sex with a non-marital, non-cohabiting partner	...
— Women	...
— Men	...
Women aged 15-49 years who have their demand for family planning satisfied by modern methods	...
Men aged 15-49 years who are circumcised	Not applicable
Voluntary medical male circumcisions performed according to national standards	Not applicable
People who received PrEP at least once during the reporting period	...
Harm reduction	...
— Use of sterile injecting equipment at last injection (2014)	84.9%
— Needles and syringes distributed per person who injects (2017)	21
— Coverage of opioid substitution therapy (2015)	20.6%
— Naloxone available (2019)	...
— Safe injection rooms available (2019)	...

## EPIDEMIC ESTIMATES

	2010	2015	2018
<b>New HIV infections</b>			
New HIV infections (all ages)	<100 [<100– <100]	<100 [<100– <100]	<100 [<100– <100]
New HIV infections (0–14)	... [...–...]	... [...–...]	... [...–...]
New HIV infections (women, 15+)	<100 [<100– <100]	<100 [<100– <100]	<100 [<100– <100]
New HIV infections (men, 15+)	<100 [<100– <100]	<100 [<100– <100]	<100 [<100– <100]
HIV incidence per 1000 population	0.05 [0.04–0.05]	0.05 [0.05–0.06]	0.05 [0.05–0.06]
<b>AIDS-related deaths</b>			
AIDS-related deaths (all ages)	<100 [<100– <100]	<100 [<100– <100]	<100 [<100– <100]
AIDS-related deaths (0–14)	... [...–...]	... [...–...]	... [...–...]
AIDS-related deaths (women, 15+)	<100 [<100– <100]	<100 [<100– <100]	<100 [<100– <100]
AIDS-related deaths (men, 15+)	<100 [<100– <100]	<100 [<100– <100]	<100 [<100– <100]
<b>People living with HIV</b>			
People living with HIV (all ages)	<500 [<200– <500]	<500 [<500– <500]	<500 [<500– <500]
People living with HIV (0–14)	... [...–...]	... [...–...]	... [...–...]
People living with HIV (women, 15+)	<100 [<100– <100]	<100 [<100– <100]	<100 [<100– <100]
People living with HIV (men, 15+)	<200 [<200– <200]	<500 [<200– <500]	<500 [<500– <500]
HIV prevalence (15–49)	0.1 [<0.1–0.1]	0.1 [0.1–0.1]	0.1 [0.1–0.1]

## LAWS AND POLICIES

Laws criminalizing the transmission of, non-disclosure of or exposure to HIV transmission	...
Criminalization of sex work among consenting adults	...
Criminalization of same-sex sexual acts	Laws penalizing same-sex sexual acts have been decriminalized or never existed
Drug use or possession for personal use is an offence	...
Criminalization of transgender people	...
Laws or policies restricting the entry, stay and residence of people living with HIV	No
Parental consent for adolescents to access HIV testing	...
Spousal consent for married women to access sexual and reproductive health services	...
Mandatory HIV testing for marriage, work or residence permits or for certain groups	...

## STIGMA AND DISCRIMINATION

Percentage of women and men aged 15–49 years who report discriminatory attitudes towards people living with HIV

Percentage of people living with HIV denied health services because of their HIV status in the last 12 months

Percentage of people living with HIV who reported a health-care professional told others about their HIV status without their consent

## VIOLENCE

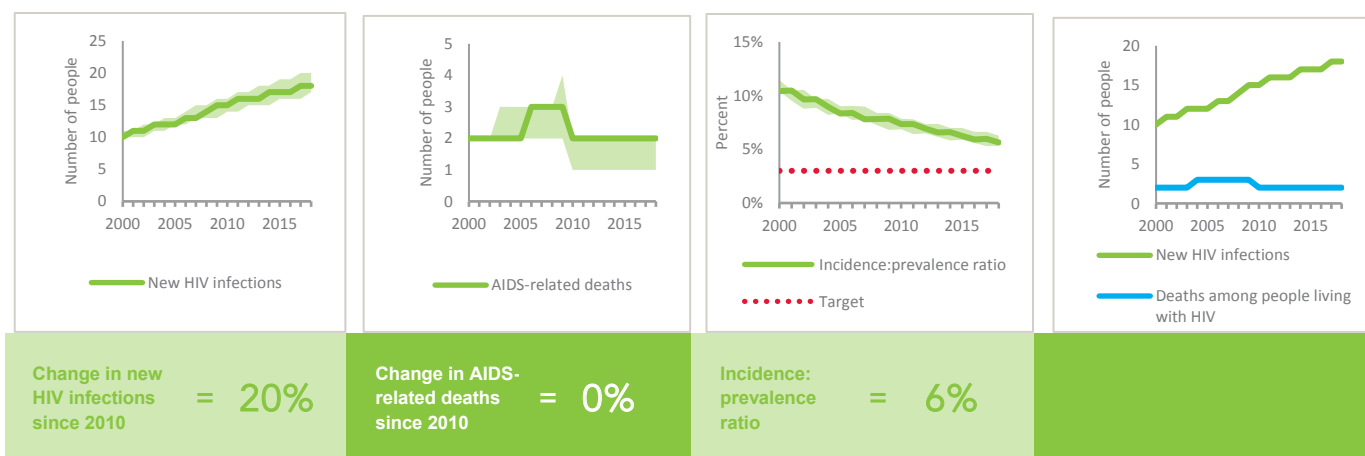
Proportion of ever-married or partnered women aged 15–49 years who experienced physical or sexual violence from a male intimate partner in the past 12 months

## EXPENDITURES

	Financing sources					Total
	Domestic private	Domestic public	International: PEPFAR	International: Global Fund	International: all others	
Last available report:	...	...	...	...	...	...



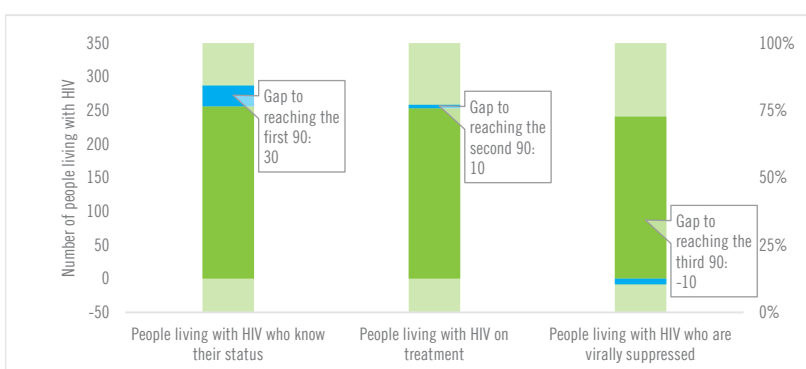
## EPIDEMIC TRANSITION METRICS



## KEY POPULATIONS

	Sex workers	Gay men and other men who have sex with men	People who inject drugs	Transgender people	Prisoners
Estimated size of population	...	...	...	...	...
HIV prevalence	...	...	...	...	...
Know their HIV status	...	...	...	...	...
Antiretroviral therapy coverage	...	...	...	...	...
Condom use	...	...	...	...	...
Coverage of HIV prevention programmes	...	...	...	...	...
Avoidance of health care because of stigma and discrimination	...	...	...	...	...
Expenditures (0)	...	...	...	...	...

## HIV TESTING AND TREATMENT CASCADE



	80% [72–88%]	79% [71–87%] 250	76% [67–83%]
All ages	...	...	...
Children (0–14)	...% [...–...%]	...% [...–...%] ...	...% [...–...%]
Women (15+)	>95% [87–>95%]	>95% [85–>95%] 80	92% [82–>95%]
Men (15+)	74% [66–82%]	74% [65–81%] 170	70% [62–77%]

## ELIMINATION OF MOTHER-TO-CHILD TRANSMISSION

	2010	2018
Percentage of pregnant women living with HIV accessing antiretroviral medicines	...% [...–...%]	...% [...–...%]
Early infant diagnosis	...% [...–...%]	...% [...–...%]

## HIV COMORBIDITIES

Estimated number of incident tuberculosis cases among people living with HIV (2017)	0 [0–0]
People living with HIV who started TB preventive therapy (2017)	...
Cervical cancer screening of women living with HIV	...
People coinfecting with HIV and hepatitis B virus receiving combined treatment	...
People coinfecting with HIV and hepatitis C virus starting hepatitis C treatment	...

## HIV PREVENTION

Adults aged 15+ years with unsuppressed viral load	<0.1%
Knowledge of HIV prevention among young people aged 15–24 years	...
— Women	...
— Men	...
Condom use at last sex with a non-marital, non-cohabiting partner	...
— Women	...
— Men	...
Women aged 15–49 years who have their demand for family planning satisfied by modern methods	...
Men aged 15–49 years who are circumcised	Not applicable
Voluntary medical male circumcisions performed according to national standards	Not applicable
People who received PrEP at least once during the reporting period	...
Harm reduction	...
— Use of sterile injecting equipment at last injection	...
— Needles and syringes distributed per person who injects	...
— Coverage of opioid substitution therapy	...
— Naloxone available (2019)	...
— Safe injection rooms available (2019)	...

## EPIDEMIC ESTIMATES

	2010	2015	2018
<b>New HIV infections</b>			
New HIV infections (all ages)	<500 [<500– <500]	<500 [<500– <500]	<500 [<500– <500]
New HIV infections (0–14)	<100 [<100– <100]	<100 [<100– <100]	<100 [<100– <100]
New HIV infections (women, 15+)	<100 [<100– <200]	<100 [<100– <100]	<100 [<100– <100]
New HIV infections (men, 15+)	<500 [<200– <500]	<500 [<500– <500]	<500 [<500– <500]
HIV incidence per 1000 population	0.07 [0.06–0.08]	0.08 [0.06–0.09]	0.08 [0.06–0.09]
<b>AIDS-related deaths</b>			
AIDS-related deaths (all ages)	<100 [<100– <100]	<100 [<100– <100]	<100 [<100– <100]
AIDS-related deaths (0–14)	<100 [<100– <100]	<100 [<100– <100]	<100 [<100– <100]
AIDS-related deaths (women, 15+)	<100 [<100– <100]	<100 [<100– <100]	<100 [<100– <100]
AIDS-related deaths (men, 15+)	<100 [<100– <100]	<100 [<100– <100]	<100 [<100– <100]
<b>People living with HIV</b>			
People living with HIV (all ages)	4800 [4200–5400]	6200 [5400–6900]	7200 [6200–8000]
People living with HIV (0–14)	<100 [<100– <100]	<100 [<100– <100]	<100 [<100– <100]
People living with HIV (women, 15+)	1900 [1700–2100]	2200 [2000–2500]	2500 [2200–2700]
People living with HIV (men, 15+)	2900 [2400–3300]	4000 [3400–4600]	4700 [4000–5500]
HIV prevalence (15–49)	0.2 [0.1–0.2]	0.2 [0.2–0.2]	0.2 [0.2–0.2]

## LAWS AND POLICIES

Laws criminalizing the transmission of, non-disclosure of or exposure to HIV transmission	...
Criminalization of sex work among consenting adults	...
Criminalization of same-sex sexual acts	Laws penalizing same-sex sexual acts have been decriminalized or never existed
Drug use or possession for personal use is an offence	...
Criminalization of transgender people	...
Laws or policies restricting the entry, stay and residence of people living with HIV	No
Parental consent for adolescents to access HIV testing	...
Spousal consent for married women to access sexual and reproductive health services	...
Mandatory HIV testing for marriage, work or residence permits or for certain groups	...

## STIGMA AND DISCRIMINATION

Percentage of women and men aged 15–49 years who report discriminatory attitudes towards people living with HIV

Percentage of people living with HIV denied health services because of their HIV status in the last 12 months

Percentage of people living with HIV who reported a health-care professional told others about their HIV status without their consent

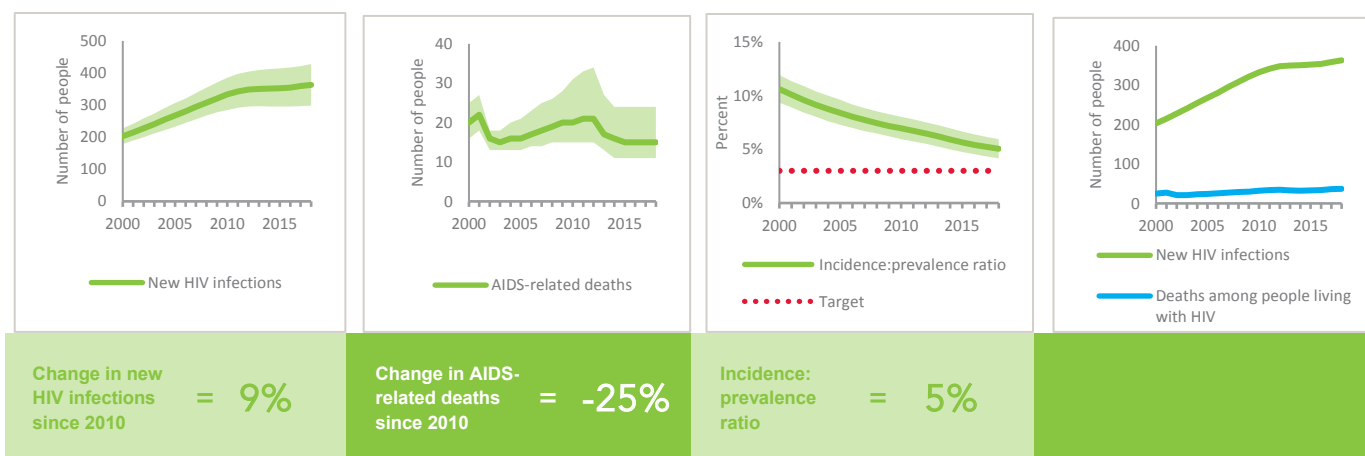
## VIOLENCE

Proportion of ever-married or partnered women aged 15–49 years who experienced physical or sexual violence from a male intimate partner in the past 12 months

## EXPENDITURES

	Financing sources					Total
	Domestic private	Domestic public	International: PEPFAR	International: Global Fund	International: all others	
Last available report:	...	...	...	...	...	...

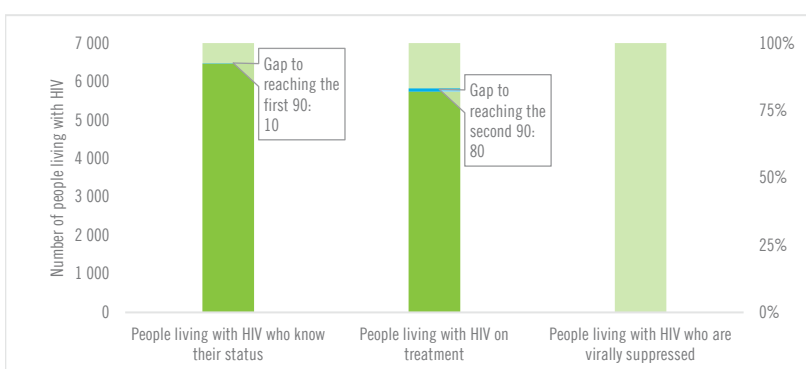
## EPIDEMIC TRANSITION METRICS



## KEY POPULATIONS

	Sex workers	Gay men and other men who have sex with men	People who inject drugs	Transgender people	Prisoners
Estimated size of population	...	...	...	...	...
HIV prevalence	...	7.8%	...	...	1.9%
Know their HIV status	...	63.3%	...	...	...
Antiretroviral therapy coverage	...	78.9%	...	...	...
Condom use	80.0%	56.9%	...	...	...
Coverage of HIV prevention programmes	...	26.1%	...	...	...
Avoidance of health care because of stigma and discrimination	...	...	...	...	...
Expenditures (0)	...	...	...	...	...

## HIV TESTING AND TREATMENT CASCADE



	90% [78- >95%]	80% [69-89%] 5700	76% [66-84%]
All ages			
Children (0-14)	...% [...-...%]	...% [...-...%] ...	...% [...-...%]
Women (15+)	86% [77- >95%]	76% [68-84%] 1900	72% [64-80%]
Men (15+)	92% [78- >95%]	81% [69-95%] 3800	77% [65-90%]

## ELIMINATION OF MOTHER-TO-CHILD TRANSMISSION

	2010	2018
Percentage of pregnant women living with HIV accessing antiretroviral medicines	...% [...-...%]	...% [...-...%]
Early infant diagnosis	...% [...-...%]	...% [...-...%]

## HIV COMORBIDITIES

Estimated number of incident tuberculosis cases among people living with HIV (2017)	26 [17-37]
People living with HIV who started TB preventive therapy (2017)	...
Cervical cancer screening of women living with HIV	...
People coinfecting with HIV and hepatitis B virus receiving combined treatment	...
People coinfecting with HIV and hepatitis C virus starting hepatitis C treatment	...

## HIV PREVENTION

Adults aged 15+ years with unsuppressed viral load	...
Knowledge of HIV prevention among young people aged 15-24 years	...
— Women	...
— Men	...
Condom use at last sex with a non-marital, non-cohabiting partner	...
— Women	...
— Men	...
Women aged 15-49 years who have their demand for family planning satisfied by modern methods	...
Men aged 15-49 years who are circumcised	Not applicable
Voluntary medical male circumcisions performed according to national standards	Not applicable
People who received PrEP at least once during the reporting period	...
Harm reduction	...
— Use of sterile injecting equipment at last injection	...
— Needles and syringes distributed per person who injects (2017)	168
— Coverage of opioid substitution therapy (2017)	60.5%
— Naloxone available (2019)	...
— Safe injection rooms available (2019)	...

## EPIDEMIC ESTIMATES

	2010	2015	2018
<b>New HIV infections</b>			
New HIV infections (all ages)	4600 [3800–5200]	3700 [3000–4200]	3100 [2400–3600]
New HIV infections (0–14)	<100 [<100– <100]	<100 [<100– <100]	<100 [<100– <100]
New HIV infections (women, 15+)	1400 [1200–1600]	1100 [940–1300]	920 [760–1100]
New HIV infections (men, 15+)	3200 [2400–3800]	2600 [1900–3100]	2100 [1500–2600]
HIV incidence per 1000 population	0.08 [0.06–0.09]	0.06 [0.05–0.07]	0.05 [0.04–0.06]
<b>AIDS-related deaths</b>			
AIDS-related deaths (all ages)	830 [620–1100]	690 [500–900]	710 [510–930]
AIDS-related deaths (0–14)	<100 [<100– <100]	<100 [<100– <100]	<100 [<100– <100]
AIDS-related deaths (women, 15+)	<500 [<200– <500]	<200 [<200– <500]	<200 [<200– <500]
AIDS-related deaths (men, 15+)	610 [<500–800]	<500 [<500–690]	500 [<500–700]
<b>People living with HIV</b>			
People living with HIV (all ages)	110 000 [92 000–120 000]	120 000 [110 000–140 000]	130 000 [110 000–140 000]
People living with HIV (0–14)	<200 [<200– <200]	<500 [<200– <500]	<500 [<200– <500]
People living with HIV (women, 15+)	32 000 [27 000–35 000]	37 000 [32 000–41 000]	39 000 [33 000–43 000]
People living with HIV (men, 15+)	75 000 [62 000–88 000]	86 000 [70 000–100 000]	90 000 [74 000–110 000]
HIV prevalence (15–49)	0.3 [0.2–0.3]	0.3 [0.2–0.3]	0.3 [0.2–0.3]

## LAWS AND POLICIES

Laws criminalizing the transmission of, non-disclosure of or exposure to HIV transmission	...
Criminalization of sex work among consenting adults	...
Criminalization of same-sex sexual acts	Laws penalizing same-sex sexual acts have been decriminalized or never existed
Drug use or possession for personal use is an offence	...
Criminalization of transgender people	...
Laws or policies restricting the entry, stay and residence of people living with HIV	No
Parental consent for adolescents to access HIV testing	...
Spousal consent for married women to access sexual and reproductive health services	...
Mandatory HIV testing for marriage, work or residence permits or for certain groups	...

## STIGMA AND DISCRIMINATION

Percentage of women and men aged 15–49 years who report discriminatory attitudes towards people living with HIV

Percentage of people living with HIV denied health services because of their HIV status in the last 12 months

Percentage of people living with HIV who reported a health-care professional told others about their HIV status without their consent

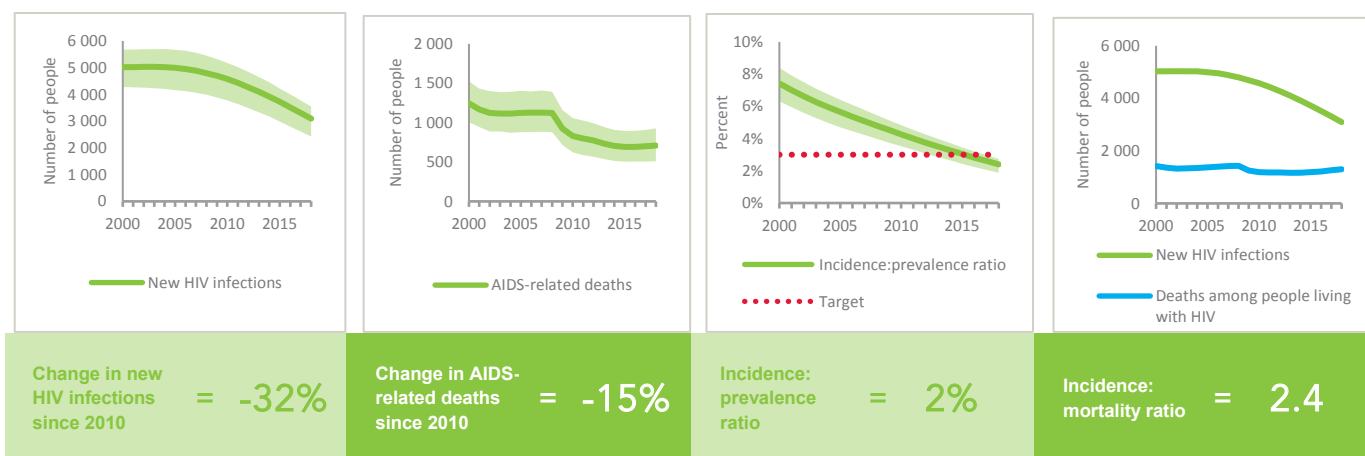
## VIOLENCE

Proportion of ever-married or partnered women aged 15–49 years who experienced physical or sexual violence from a male intimate partner in the past 12 months

## EXPENDITURES

	Financing sources					Total
	Domestic private	Domestic public	International: PEPFAR	International: Global Fund	International: all others	
Last available report: 2011	...	\$508 145 475	...	...	...	\$508 145 475

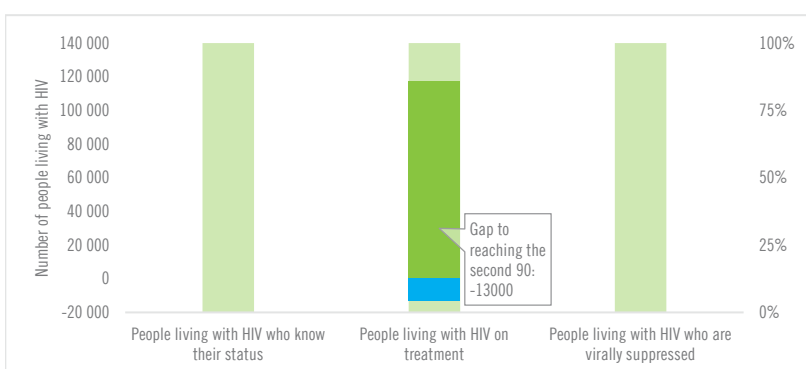
## EPIDEMIC TRANSITION METRICS



## KEY POPULATIONS

	Sex workers	Gay men and other men who have sex with men	People who inject drugs	Transgender people	Prisoners
Estimated size of population	...	...	...	...	...
HIV prevalence	...	9.6%	1.7%	...	...
Know their HIV status	...	...	...	...	...
Antiretroviral therapy coverage	...	...	...	...	...
Condom use	...	62.0%	22.0%	62.2%	...
Coverage of HIV prevention programmes	...	...	...	...	...
Avoidance of health care because of stigma and discrimination	...	...	...	...	...
Expenditures (0)	...	...	...	...	...

## HIV TESTING AND TREATMENT CASCADE



	...	91% [78- >95%] 118 000	...
<b>All ages</b>	...% [...-...%]	91% [78- >95%] 118 000	...% [...-...%]
<b>Children (0-14)</b>	...% [...-...%]	...% [...-...%]	...% [...-...%]
<b>Women (15+)</b>	...% [...-...%]	90% [77- >95%] 34 900	...% [...-...%]
<b>Men (15+)</b>	...% [...-...%]	92% [75- >95%] 82 500	...% [...-...%]

## ELIMINATION OF MOTHER-TO-CHILD TRANSMISSION

	2010	2018
Percentage of pregnant women living with HIV accessing antiretroviral medicines	...% [...-...%]	...% [...-...%]
Early infant diagnosis	...% [...-...%]	...% [...-...%]

## HIV COMORBIDITIES

Estimated number of incident tuberculosis cases among people living with HIV (2017)	470 [270-720]
People living with HIV who started TB preventive therapy (2017)	...
Cervical cancer screening of women living with HIV	...
People coinfectd with HIV and hepatitis B virus receiving combined treatment	...
People coinfectd with HIV and hepatitis C virus starting hepatitis C treatment	...

## HIV PREVENTION

Adults aged 15+ years with unsuppressed viral load	...
Knowledge of HIV prevention among young people aged 15-24 years	...
— Women	...
— Men	...
Condom use at last sex with a non-marital, non-cohabiting partner	...
— Women	...
— Men	...
Women aged 15-49 years who have their demand for family planning satisfied by modern methods	...
Men aged 15-49 years who are circumcised	Not applicable
Voluntary medical male circumcisions performed according to national standards	Not applicable
People who received PrEP at least once during the reporting period	...
<b>Harm reduction</b>	
— Use of sterile injecting equipment at last injection	...
— Needles and syringes distributed per person who injects (2015)	27
— Coverage of opioid substitution therapy (2015)	29.3%
— Naloxone available (2019)	...
— Safe injection rooms available (2019)	...

## EPIDEMIC ESTIMATES

	2010	2015	2018
<b>New HIV infections</b>			
New HIV infections (all ages)	<500 [<500– <500]	<500 [<500– <500]	<500 [<500– <500]
New HIV infections (0–14)	... [...–...]	... [...–...]	... [...–...]
New HIV infections (women, 15+)	<200 [<200– <200]	<200 [<100– <200]	<200 [<100– <200]
New HIV infections (men, 15+)	<500 [<500– <500]	<500 [<500– <500]	<500 [<500– <500]
HIV incidence per 1000 population	0.18 [0.18–0.2]	0.18 [0.18–0.2]	0.19 [0.18–0.2]
<b>AIDS-related deaths</b>			
AIDS-related deaths (all ages)	<200 [<200– <200]	<200 [<200– <500]	<100 [<100– <100]
AIDS-related deaths (0–14)	... [...–...]	... [...–...]	... [...–...]
AIDS-related deaths (women, 15+)	<100 [<100– <100]	<100 [<100– <100]	<100 [<100– <100]
AIDS-related deaths (men, 15+)	<200 [<200– <200]	<200 [<200– <200]	<100 [<100– <100]
<b>People living with HIV</b>			
People living with HIV (all ages)	4000 [3500–4500]	4700 [4100–5200]	5300 [4800–5900]
People living with HIV (0–14)	... [...–...]	... [...–...]	... [...–...]
People living with HIV (women, 15+)	1200 [1100–1400]	1400 [1300–1600]	1700 [1500–1800]
People living with HIV (men, 15+)	2800 [2400–3100]	3200 [2800–3600]	3700 [3300–4100]
HIV prevalence (15–49)	0.3 [0.3–0.4]	0.4 [0.3–0.4]	0.4 [0.4–0.5]

## LAWS AND POLICIES

Laws criminalizing the transmission of, non-disclosure of or exposure to HIV transmission	Yes
Criminalization of sex work among consenting adults	...
Criminalization of same-sex sexual acts	Laws penalizing same-sex sexual acts have been decriminalized or never existed
Drug use or possession for personal use is an offence	...
Criminalization of transgender people	...
Laws or policies restricting the entry, stay and residence of people living with HIV	No
Parental consent for adolescents to access HIV testing	...
Spousal consent for married women to access sexual and reproductive health services	...
Mandatory HIV testing for marriage, work or residence permits or for certain groups	...

## STIGMA AND DISCRIMINATION

Percentage of women and men aged 15–49 years who report discriminatory attitudes towards people living with HIV

Percentage of people living with HIV denied health services because of their HIV status in the last 12 months

Percentage of people living with HIV who reported a health-care professional told others about their HIV status without their consent

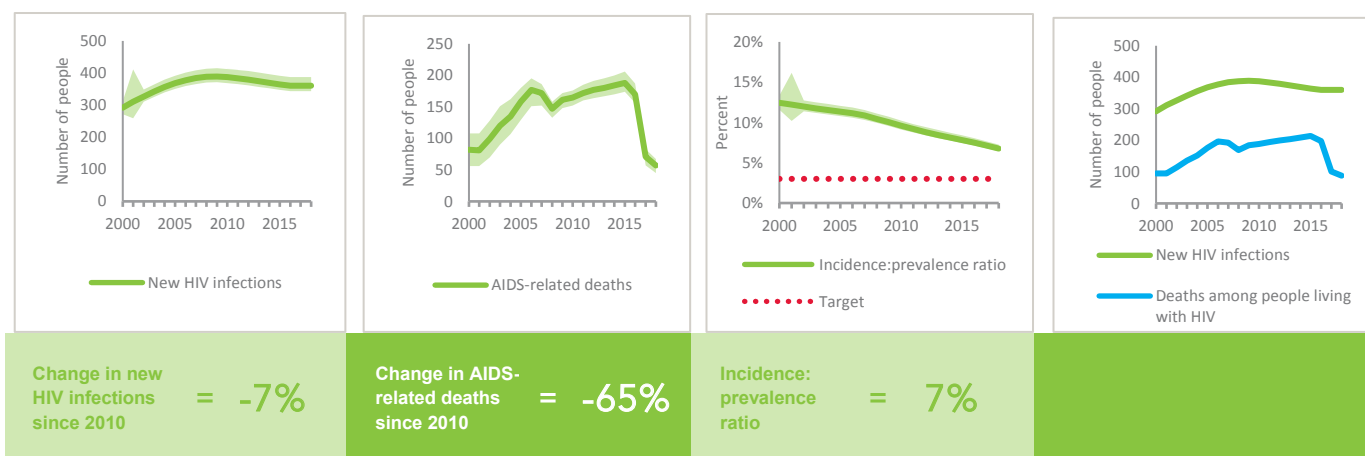
## VIOLENCE

Proportion of ever-married or partnered women aged 15–49 years who experienced physical or sexual violence from a male intimate partner in the past 12 months

## EXPENDITURES

	Financing sources					Total
	Domestic private	Domestic public	International: PEPFAR	International: Global Fund	International: all others	
Last available report: 2017	...	...	...	...	...	\$14 133 472

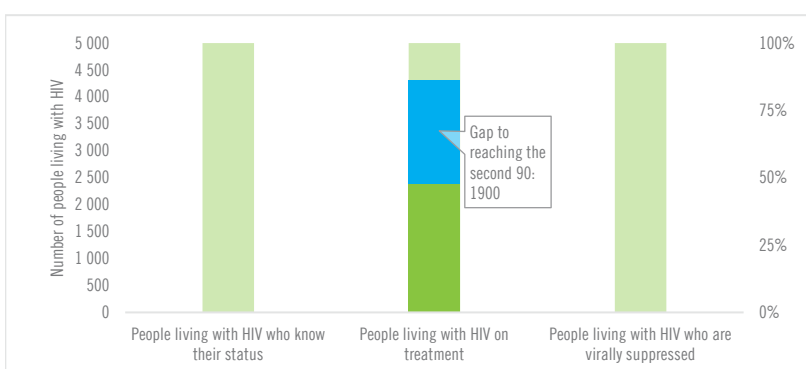
## EPIDEMIC TRANSITION METRICS



## KEY POPULATIONS

	Sex workers	Gay men and other men who have sex with men	People who inject drugs	Transgender people	Prisoners
Estimated size of population	...	...	...	...	...
HIV prevalence	...	...	26.0%	...	7.0%
Know their HIV status	...	49.8%	88.8%	...	...
Antiretroviral therapy coverage	...	...	...	...	...
Condom use	...	51.0%	60.0%	...	...
Coverage of HIV prevention programmes	...	...	...	...	...
Avoidance of health care because of stigma and discrimination	...	...	...	...	...
Expenditures (2016)	\$12 779	\$0	\$84 377	...	...

## HIV TESTING AND TREATMENT CASCADE



	...	45% [41–50%] 2400	...
All ages	...% [...–...%]	45% [41–50%] 2400	...% [...–...%]
Children (0–14)	...% [...–...%]	...% [...–...%]	...% [...–...%]
Women (15+)	...% [...–...%]	45% [41–49%] 740	...% [...–...%]
Men (15+)	...% [...–...%]	45% [41–50%] 1600	...% [...–...%]

## ELIMINATION OF MOTHER-TO-CHILD TRANSMISSION

	2010	2018
Percentage of pregnant women living with HIV accessing antiretroviral medicines	...% [...–...%]	...% [...–...%]
Early infant diagnosis	...% [...–...%]	...% [...–...%]

## HIV COMORBIDITIES

Estimated number of incident tuberculosis cases among people living with HIV (2017)	63 [53–73]
People living with HIV who started TB preventive therapy (2017)	...
Cervical cancer screening of women living with HIV	...
People coinfecting with HIV and hepatitis B virus receiving combined treatment	...
People coinfecting with HIV and hepatitis C virus starting hepatitis C treatment	...

## HIV PREVENTION

Adults aged 15+ years with unsuppressed viral load	...
Knowledge of HIV prevention among young people aged 15–24 years	...
— Women	...
— Men	...
Condom use at last sex with a non-marital, non-cohabiting partner	...
— Women	...
— Men	...
Women aged 15–49 years who have their demand for family planning satisfied by modern methods	...
Men aged 15–49 years who are circumcised	Not applicable
Voluntary medical male circumcisions performed according to national standards	Not applicable
People who received PrEP at least once during the reporting period	...
Harm reduction	...
— Use of sterile injecting equipment at last injection	...
— Needles and syringes distributed per person who injects (2016)	93
— Coverage of opioid substitution therapy (2016)	10.4%
— Naloxone available (2019)	...
— Safe injection rooms available (2019)	...

## KEY POPULATIONS

	Sex workers	Gay men and other men who have sex with men	People who inject drugs	Transgender people	Prisoners
Estimated size of population	...	...	...	...	...
HIV prevalence	11.1%	4.7%	4.7%	...	4.5%
Know their HIV status	...	...	...	...	...
Antiretroviral therapy coverage	...	65.5%	21.8%	...	30.7%
Condom use	...	...	32.0%	...	...
Coverage of HIV prevention programmes	...	...	...	...	...
Avoidance of health care because of stigma and discrimination	...	...	...	...	...
Expenditures (0)	...	...	...	...	...

## HIV TESTING AND TREATMENT CASCADE



## EXPENDITURES

	Financing sources					Total
	Domestic private	Domestic public	International: PEPFAR	International: Global Fund	International: all others	
Last available report: 2012	...	\$2 496 551	...	...	...	\$2 496 551

## HIV COMORBIDITIES

Estimated number of incident tuberculosis cases among people living with HIV (2017)	50 [42–58]
People living with HIV who started TB preventive therapy (2017)	...
Cervical cancer screening of women living with HIV	...
People coinfecting with HIV and hepatitis B virus receiving combined treatment	...
People coinfecting with HIV and hepatitis C virus starting hepatitis C treatment	...

## HIV PREVENTION

Adults aged 15+ years with unsuppressed viral load	...
Knowledge of HIV prevention among young people aged 15–24 years (2014)	
— Women	67.5%
— Men	71.6%
Condom use at last sex with a non-marital, non-cohabiting partner	
— Women	...
— Men	...
Women aged 15–49 years who have their demand for family planning satisfied by modern methods	...
Men aged 15–49 years who are circumcised	Not applicable
Voluntary medical male circumcisions performed according to national standards	Not applicable
People who received PrEP at least once during the reporting period	...
Harm reduction	
— Use of sterile injecting equipment at last injection (2016)	65.9%
— Needles and syringes distributed per person who injects (2017)	28
— Coverage of opioid substitution therapy (2017)	22.2%
— Naloxone available (2019)	...
— Safe injection rooms available (2019)	...

**Note:** HIV epidemiological estimates were not available at the time of publication.



---

## LAWS AND POLICIES

Laws criminalizing the transmission of, non-disclosure of or exposure to HIV transmission ...

---

Criminalization of sex work among consenting adults ...

---

Criminalization of same-sex sexual acts      Laws penalizing same-sex sexual acts have been decriminalized or never existed

---

Drug use or possession for personal use is an offence ...

---

Criminalization of transgender people ...

---

Laws or policies restricting the entry, stay and residence of people living with HIV      No

---

Parental consent for adolescents to access HIV testing ...

---

Spousal consent for married women to access sexual and reproductive health services ...

---

Mandatory HIV testing for marriage, work or residence permits or for certain groups ...

---

## STIGMA AND DISCRIMINATION

Percentage of women and men aged 15–49 years who report discriminatory attitudes towards people living with HIV

---

Percentage of people living with HIV denied health services because of their HIV status in the last 12 months

---

Percentage of people living with HIV who reported a health-care professional told others about their HIV status without their consent

---

## VIOLENCE

Proportion of ever-married or partnered women aged 15–49 years who experienced physical or sexual violence from a male intimate partner in the past 12 months

## EPIDEMIC ESTIMATES

	2010	2015	2018
<b>New HIV infections</b>			
New HIV infections (all ages)	<100 [<100– <100]	<100 [<100– <100]	<100 [<100– <100]
New HIV infections (0–14)	... [...–...]	... [...–...]	... [...–...]
New HIV infections (women, 15+)	<100 [<100– <100]	<100 [<100– <100]	<100 [<100– <100]
New HIV infections (men, 15+)	<100 [<100– <100]	<100 [<100– <100]	<100 [<100– <100]
HIV incidence per 1000 population	0.09 [0.08–0.11]	0.1 [0.08–0.12]	0.09 [0.07–0.11]
<b>AIDS-related deaths</b>			
AIDS-related deaths (all ages)	<100 [<100– <100]	<100 [<100– <100]	<100 [<100– <100]
AIDS-related deaths (0–14)	... [...–...]	... [...–...]	... [...–...]
AIDS-related deaths (women, 15+)	<100 [<100– <100]	<100 [<100– <100]	<100 [<100– <100]
AIDS-related deaths (men, 15+)	<100 [<100– <100]	<100 [<100– <100]	<100 [<100– <100]
<b>People living with HIV</b>			
People living with HIV (all ages)	700 [620–780]	1000 [890–1100]	1200 [1000–1300]
People living with HIV (0–14)	... [...–...]	... [...–...]	... [...–...]
People living with HIV (women, 15+)	<200 [<200– <500]	<500 [<500– <500]	<500 [<500– <500]
People living with HIV (men, 15+)	500 [<500–570]	720 [620–820]	830 [710–950]
HIV prevalence (15–49)	0.2 [0.2–0.2]	0.2 [0.2–0.3]	0.3 [0.2–0.3]

## LAWS AND POLICIES

Laws criminalizing the transmission of, non-disclosure of or exposure to HIV transmission	...
Criminalization of sex work among consenting adults	...
Criminalization of same-sex sexual acts	Laws penalizing same-sex sexual acts have been decriminalized or never existed
Drug use or possession for personal use is an offence	...
Criminalization of transgender people	...
Laws or policies restricting the entry, stay and residence of people living with HIV	No
Parental consent for adolescents to access HIV testing	...
Spousal consent for married women to access sexual and reproductive health services	...
Mandatory HIV testing for marriage, work or residence permits or for certain groups	...

## STIGMA AND DISCRIMINATION

Percentage of women and men aged 15–49 years who report discriminatory attitudes towards people living with HIV

Percentage of people living with HIV denied health services because of their HIV status in the last 12 months

Percentage of people living with HIV who reported a health-care professional told others about their HIV status without their consent

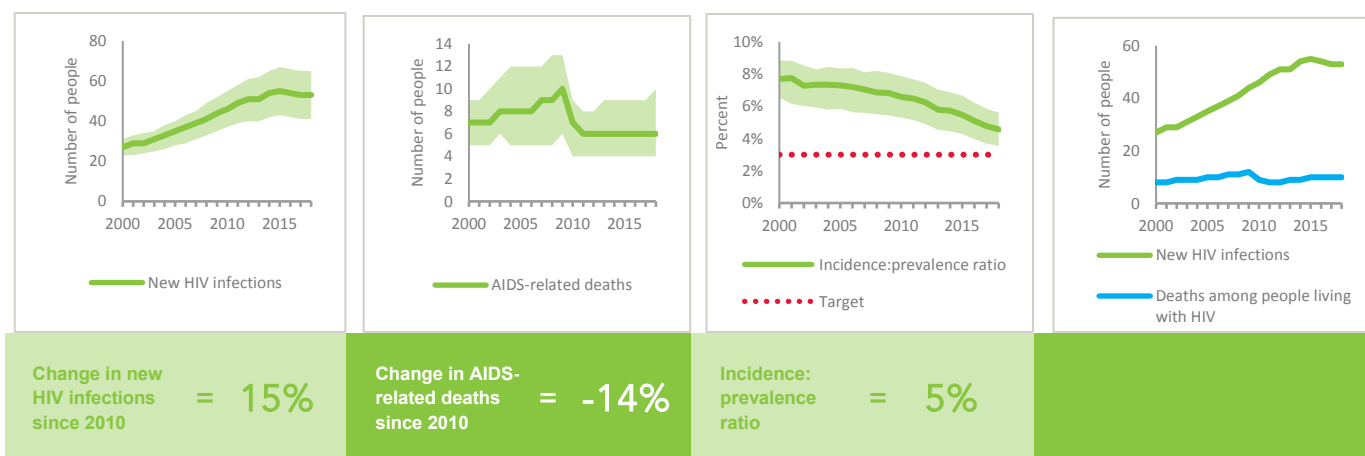
## VIOLENCE

Proportion of ever-married or partnered women aged 15–49 years who experienced physical or sexual violence from a male intimate partner in the past 12 months

## EXPENDITURES

	Financing sources					Total
	Domestic private	Domestic public	International: PEPFAR	International: Global Fund	International: all others	
Last available report: 2017	...	...	...	...	...	\$2 755 676

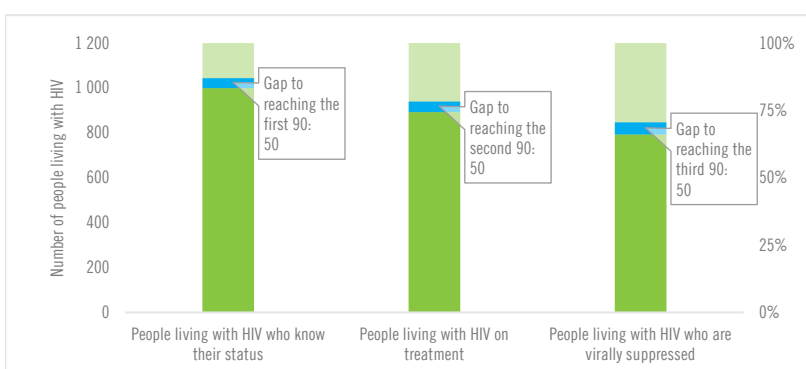
## EPIDEMIC TRANSITION METRICS



## KEY POPULATIONS

	Sex workers	Gay men and other men who have sex with men	People who inject drugs	Transgender people	Prisoners
Estimated size of population	...	...	...	...	...
HIV prevalence	...	...	...	...	2.6%
Know their HIV status	...	85.0%	85.4%	...	...
Antiretroviral therapy coverage	...	78.1%	76.9%	...	73.0%
Condom use	...	...	...	...	...
Coverage of HIV prevention programmes	...	...	...	...	...
Avoidance of health care because of stigma and discrimination	...	...	...	...	...
Expenditures (0)	...	...	...	...	...

## HIV TESTING AND TREATMENT CASCADE



	86% [75– >95%]	77% [67–86%] 890	68% [60–76%]
All ages			
Children (0–14)	...% [...–...%]	...% [...–...%] ...	...% [...–...%]
Women (15+)	87% [76– >95%]	78% [68–87%] 260	67% [59–75%]
Men (15+)	86% [74– >95%]	76% [66–87%] 630	69% [59–78%]

## ELIMINATION OF MOTHER-TO-CHILD TRANSMISSION

	2010	2018
Percentage of pregnant women living with HIV accessing antiretroviral medicines	...% [...–...%]	...% [...–...%]
Early infant diagnosis	...% [...–...%]	...% [...–...%]

## HIV COMORBIDITIES

Estimated number of incident tuberculosis cases among people living with HIV (2017)	3 [2–5]
People living with HIV who started TB preventive therapy (2017)	...
Cervical cancer screening of women living with HIV	...
People coinfecting with HIV and hepatitis B virus receiving combined treatment	...
People coinfecting with HIV and hepatitis C virus starting hepatitis C treatment	...

## HIV PREVENTION

Adults aged 15+ years with unsuppressed viral load	<0.1%
Knowledge of HIV prevention among young people aged 15–24 years	
— Women	...
— Men	...
Condom use at last sex with a non-marital, non-cohabiting partner	
— Women	...
— Men	...
Women aged 15–49 years who have their demand for family planning satisfied by modern methods	...
Men aged 15–49 years who are circumcised	Not applicable
Voluntary medical male circumcisions performed according to national standards	Not applicable
People who received PrEP at least once during the reporting period (2017)	40
Harm reduction	
— Use of sterile injecting equipment at last injection	...
— Needles and syringes distributed per person who injects (2016)	288
— Coverage of opioid substitution therapy (2016)	62%
— Naloxone available (2019)	...
— Safe injection rooms available (2019)	...

## KEY POPULATIONS

	Sex workers	Gay men and other men who have sex with men	People who inject drugs	Transgender people	Prisoners
Estimated size of population	...	...	...	...	...
HIV prevalence	...	...	...	...	...
Know their HIV status	...	...	...	...	...
Antiretroviral therapy coverage	...	...	...	...	...
Condom use	72.7%	63.0%	...	...	...
Coverage of HIV prevention programmes	...	...	...	...	...
Avoidance of health care because of stigma and discrimination	...	...	...	...	...
Expenditures (0)	...	...	...	...	...

## HIV TESTING AND TREATMENT CASCADE



All ages	...% [...-...%]	...% [...-...%]	...% [...-...%]
Children (0–14)	...% [...-...%]	...% [...-...%]	...% [...-...%]
Women (15+)	...% [...-...%]	...% [...-...%]	...% [...-...%]
Men (15+)	...% [...-...%]	...% [...-...%]	...% [...-...%]

## EXPENDITURES

	Financing sources					Total
	Domestic private	Domestic public	International: PEPFAR	International: Global Fund	International: all others	
Last available report:	...	...	...	...	...	...

## HIV COMORBIDITIES

Estimated number of incident tuberculosis cases among people living with HIV (2017)	0 [0–0]
People living with HIV who started TB preventive therapy (2017)	...
Cervical cancer screening of women living with HIV	...
People coinfecting with HIV and hepatitis B virus receiving combined treatment	...
People coinfecting with HIV and hepatitis C virus starting hepatitis C treatment	...

## HIV PREVENTION

Adults aged 15+ years with unsuppressed viral load	...
Knowledge of HIV prevention among young people aged 15–24 years	...
— Women	...
— Men	...
Condom use at last sex with a non-marital, non-cohabiting partner	...
— Women	...
— Men	...
Women aged 15–49 years who have their demand for family planning satisfied by modern methods	...
Men aged 15–49 years who are circumcised	Not applicable
Voluntary medical male circumcisions performed according to national standards	Not applicable
People who received PrEP at least once during the reporting period (2017)	94
Harm reduction	...
— Use of sterile injecting equipment at last injection	...
— Needles and syringes distributed per person who injects (2017)	200
— Coverage of opioid substitution therapy (2017)	65%
— Naloxone available (2019)	...
— Safe injection rooms available (2019)	...

**Note:** HIV epidemiological estimates were not available at the time of publication.

---

## LAWS AND POLICIES

Laws criminalizing the transmission of, non-disclosure of or exposure to HIV transmission ...

---

Criminalization of sex work among consenting adults ...

---

Criminalization of same-sex sexual acts      Laws penalizing same-sex sexual acts have been decriminalized or never existed

---

Drug use or possession for personal use is an offence ...

---

Criminalization of transgender people ...

---

Laws or policies restricting the entry, stay and residence of people living with HIV      No

---

Parental consent for adolescents to access HIV testing ...

---

Spousal consent for married women to access sexual and reproductive health services ...

---

Mandatory HIV testing for marriage, work or residence permits or for certain groups ...

---

## STIGMA AND DISCRIMINATION

Percentage of women and men aged 15–49 years who report discriminatory attitudes towards people living with HIV

---

Percentage of people living with HIV denied health services because of their HIV status in the last 12 months

---

Percentage of people living with HIV who reported a health-care professional told others about their HIV status without their consent

---

## VIOLENCE

Proportion of ever-married or partnered women aged 15–49 years who experienced physical or sexual violence from a male intimate partner in the past 12 months

## EPIDEMIC ESTIMATES

	2010	2015	2018
<b>New HIV infections</b>			
New HIV infections (all ages)	1000 [1000–1000]	640 [640–640]	...
New HIV infections (0–14)	<100 [<100– <100]	<100 [<100– <100]	...
New HIV infections (women, 15+)	<200 [<200– <200]	<200 [<200– <200]	...
New HIV infections (men, 15+)	810 [800–820]	510 [500–520]	...
HIV incidence per 1000 population	0.06 [0.06–0.06]	0.04 [0.04–0.04]	... [...–...]
<b>AIDS-related deaths</b>			
AIDS-related deaths (all ages)	<200 [<200– <500]	<200 [<200– <500]	...
AIDS-related deaths (0–14)	<100 [<100– <100]	<100 [<100– <100]	...
AIDS-related deaths (women, 15+)	<100 [<100– <100]	<100 [<100– <100]	...
AIDS-related deaths (men, 15+)	<200 [<100– <200]	<200 [<100– <200]	...
<b>People living with HIV</b>			
People living with HIV (all ages)	20 000 [19 000–21 000]	23 000 [21 000–24 000]	...
People living with HIV (0–14)	<100 [<100– <100]	<100 [<100– <100]	...
People living with HIV (women, 15+)	3400 [3200–3600]	3900 [3700–4100]	...
People living with HIV (men, 15+)	16 000 [15 000–18 000]	19 000 [17 000–20 000]	...
HIV prevalence (15–49)	0.2 [0.1–0.2]	0.2 [0.1–0.2]	... [...–...]

## LAWS AND POLICIES

Laws criminalizing the transmission of, non-disclosure of or exposure to HIV transmission	...
Criminalization of sex work among consenting adults	...
Criminalization of same-sex sexual acts	Laws penalizing same-sex sexual acts have been decriminalized or never existed
Drug use or possession for personal use is an offence	...
Criminalization of transgender people	...
Laws or policies restricting the entry, stay and residence of people living with HIV	No
Parental consent for adolescents to access HIV testing	...
Spousal consent for married women to access sexual and reproductive health services	...
Mandatory HIV testing for marriage, work or residence permits or for certain groups	...

## STIGMA AND DISCRIMINATION

Percentage of women and men aged 15–49 years who report discriminatory attitudes towards people living with HIV

Percentage of people living with HIV denied health services because of their HIV status in the last 12 months

Percentage of people living with HIV who reported a health-care professional told others about their HIV status without their consent

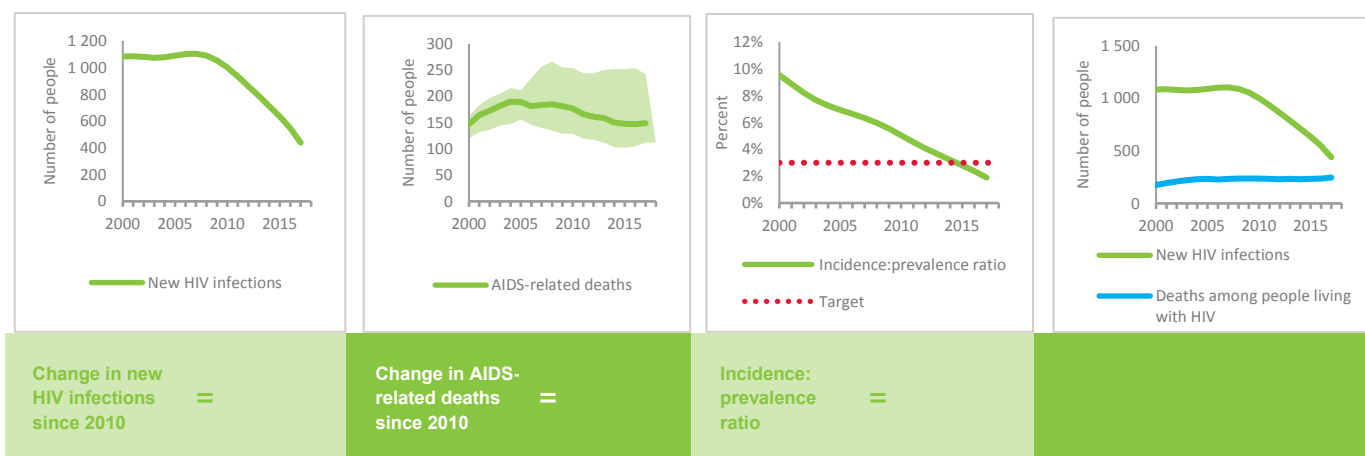
## VIOLENCE

Proportion of ever-married or partnered women aged 15–49 years who experienced physical or sexual violence from a male intimate partner in the past 12 months

## EXPENDITURES

	Financing sources					Total
	Domestic private	Domestic public	International: PEPFAR	International: Global Fund	International: all others	
Last available report:	...	...	...	...	...	...

## EPIDEMIC TRANSITION METRICS



## KEY POPULATIONS

	Sex workers	Gay men and other men who have sex with men	People who inject drugs	Transgender people	Prisoners
Estimated size of population	...	...	...	...	...
HIV prevalence	...	...	...	...	...
Know their HIV status	...	91.0%	...	...	...
Antiretroviral therapy coverage	...	86.1%	...	...	...
Condom use	...	...	...	...	...
Coverage of HIV prevention programmes	...	...	...	...	...
Avoidance of health care because of stigma and discrimination	...	...	...	...	...
Expenditures (0)	...	...	...	...	...

## HIV TESTING AND TREATMENT CASCADE

	People living with HIV who know their status	People living with HIV on treatment	People living with HIV who are virally suppressed
All ages	...% [...-...%]	...% [...-...%]	...% [...-...%]
Children (0–14)	...% [...-...%]	...% [...-...%]	...% [...-...%]
Women (15+)	...% [...-...%]	...% [...-...%]	...% [...-...%]
Men (15+)	...% [...-...%]	...% [...-...%]	...% [...-...%]

## ELIMINATION OF MOTHER-TO-CHILD TRANSMISSION

	2010	2018
Percentage of pregnant women living with HIV accessing antiretroviral medicines	...% [...-...%]	...% [...-...%]
Early infant diagnosis	...% [...-...%]	...% [...-...%]

## HIV COMORBIDITIES

Estimated number of incident tuberculosis cases among people living with HIV (2017)	36 [30–42]
People living with HIV who started TB preventive therapy (2017)	...
Cervical cancer screening of women living with HIV	...
People coinfecting with HIV and hepatitis B virus receiving combined treatment	...
People coinfecting with HIV and hepatitis C virus starting hepatitis C treatment	...

## HIV PREVENTION

Adults aged 15+ years with unsuppressed viral load	...
Knowledge of HIV prevention among young people aged 15–24 years	...
— Women	...
— Men	...
Condom use at last sex with a non-marital, non-cohabiting partner	...
— Women	...
— Men	...
Women aged 15–49 years who have their demand for family planning satisfied by modern methods	...
Men aged 15–49 years who are circumcised	Not applicable
Voluntary medical male circumcisions performed according to national standards	Not applicable
People who received PrEP at least once during the reporting period	...
Harm reduction	...
— Use of sterile injecting equipment at last injection	...
— Needles and syringes distributed per person who injects	...
— Coverage of opioid substitution therapy	...
— Naloxone available (2019)	...
— Safe injection rooms available (2019)	...

## EPIDEMIC ESTIMATES

	2010	2015	2018
<b>New HIV infections</b>			
New HIV infections (all ages)	<500 [<500- <500]	<200 [<200- <500]	<200 [<200- <200]
New HIV infections (0–14)	... [...-...]	... [...-...]	... [...-...]
New HIV infections (women, 15+)	<100 [<100- <100]	<100 [<100- <100]	<100 [<100- <100]
New HIV infections (men, 15+)	<200 [<200- <200]	<200 [<200- <200]	<100 [<100- <200]
HIV incidence per 1000 population	0.05 [0.05–0.05]	0.04 [0.04–0.04]	0.02 [0.02–0.03]
<b>AIDS-related deaths</b>			
AIDS-related deaths (all ages)	<100 [<100- <100]	<100 [<100- <100]	<100 [<100- <100]
AIDS-related deaths (0–14)	... [...-...]	... [...-...]	... [...-...]
AIDS-related deaths (women, 15+)	<100 [<100- <100]	<100 [<100- <100]	<100 [<100- <100]
AIDS-related deaths (men, 15+)	<100 [<100- <100]	<100 [<100- <100]	<100 [<100- <100]
<b>People living with HIV</b>			
People living with HIV (all ages)	4200 [3800–4600]	5400 [4800–5900]	5800 [5200–6300]
People living with HIV (0–14)	... [...-...]	... [...-...]	... [...-...]
People living with HIV (women, 15+)	1200 [1100–1400]	1500 [1400–1700]	1600 [1500–1800]
People living with HIV (men, 15+)	3000 [2700–3300]	3800 [3400–4200]	4100 [3800–4600]
HIV prevalence (15–49)	0.1 [0.1–0.2]	0.1 [0.1–0.2]	0.1 [0.1–0.2]

## LAWS AND POLICIES

Laws criminalizing the transmission of, non-disclosure of or exposure to HIV transmission	...
Criminalization of sex work among consenting adults	...
Criminalization of same-sex sexual acts	Laws penalizing same-sex sexual acts have been decriminalized or never existed
Drug use or possession for personal use is an offence	...
Criminalization of transgender people	...
Laws or policies restricting the entry, stay and residence of people living with HIV	No
Parental consent for adolescents to access HIV testing	...
Spousal consent for married women to access sexual and reproductive health services	...
Mandatory HIV testing for marriage, work or residence permits or for certain groups	...

## STIGMA AND DISCRIMINATION

Percentage of women and men aged 15–49 years who report discriminatory attitudes towards people living with HIV

Percentage of people living with HIV denied health services because of their HIV status in the last 12 months

Percentage of people living with HIV who reported a health-care professional told others about their HIV status without their consent

## VIOLENCE

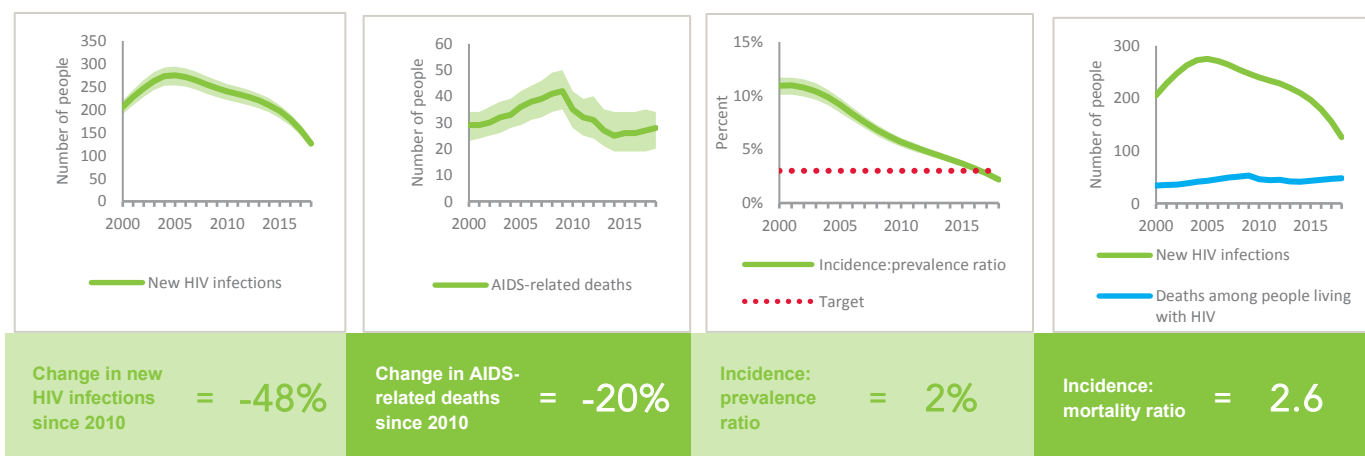
Proportion of ever-married or partnered women aged 15–49 years who experienced physical or sexual violence from a male intimate partner in the past 12 months

## EXPENDITURES

	Financing sources					Total
	Domestic private	Domestic public	International: PEPFAR	International: Global Fund	International: all others	
Last available report:	...	...	...	...	...	...



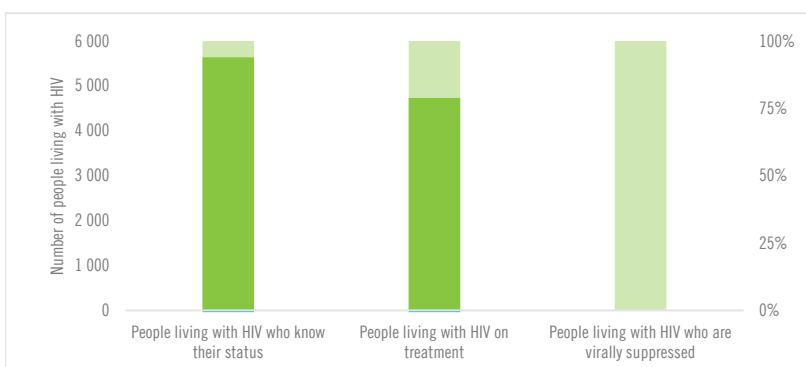
## EPIDEMIC TRANSITION METRICS



## KEY POPULATIONS

	Sex workers	Gay men and other men who have sex with men	People who inject drugs	Transgender people	Prisoners
Estimated size of population	...	...	...	...	...
HIV prevalence	...	...	...	...	...
Know their HIV status	...	...	...	...	...
Antiretroviral therapy coverage	...	...	...	...	...
Condom use	...	...	...	...	...
Coverage of HIV prevention programmes	...	...	...	...	...
Avoidance of health care because of stigma and discrimination	...	...	...	...	...
Expenditures (0)	...	...	...	...	...

## HIV TESTING AND TREATMENT CASCADE



	2010	2018
<b>All ages</b>	>95% [88- >95%]	82% [74-90%] 4700
<b>Children (0-14)</b>	...% [...-...%]	...% [...-...%] ...
<b>Women (15+)</b>	>95% [87- >95%]	82% [74-90%] 1300
<b>Men (15+)</b>	>95% [89- >95%]	82% [74-90%] 3400

## ELIMINATION OF MOTHER-TO-CHILD TRANSMISSION

	2010	2018
Percentage of pregnant women living with HIV accessing antiretroviral medicines	...% [...-...%]	...% [...-...%]
Early infant diagnosis	...% [...-...%]	...% [...-...%]

## HIV COMORBIDITIES

Estimated number of incident tuberculosis cases among people living with HIV (2017)	13 [7-21]
People living with HIV who started TB preventive therapy (2017)	...
Cervical cancer screening of women living with HIV	...
People coinfecting with HIV and hepatitis B virus receiving combined treatment	...
People coinfecting with HIV and hepatitis C virus starting hepatitis C treatment	...

## HIV PREVENTION

Adults aged 15+ years with unsuppressed viral load	...
Knowledge of HIV prevention among young people aged 15-24 years	...
— Women	...
— Men	...
Condom use at last sex with a non-marital, non-cohabiting partner	...
— Women	...
— Men	...
Women aged 15-49 years who have their demand for family planning satisfied by modern methods	...
Men aged 15-49 years who are circumcised	Not applicable
Voluntary medical male circumcisions performed according to national standards	Not applicable
People who received PrEP at least once during the reporting period	...
<b>Harm reduction</b>	
— Use of sterile injecting equipment at last injection	...
— Needles and syringes distributed per person who injects (2015)	312
— Coverage of opioid substitution therapy (2015)	83%
— Naloxone available (2019)	...
— Safe injection rooms available (2019)	...

## EPIDEMIC ESTIMATES

	2010	2015	2018
<b>New HIV infections</b>			
New HIV infections (all ages)	820 [800–880]	1100 [1100–1200]	1500 [1500–1700]
New HIV infections (0–14)	... [...–...]	... [...–...]	... [...–...]
New HIV infections (women, 15+)	... [...–...]	... [...–...]	... [...–...]
New HIV infections (men, 15+)	... [...–...]	... [...–...]	... [...–...]
HIV incidence per 1000 population	0.02 [0.02–0.02]	0.03 [0.03–0.03]	0.04 [0.04–0.04]
<b>AIDS-related deaths</b>			
AIDS-related deaths (all ages)	... [...–...]	... [...–...]	... [...–...]
AIDS-related deaths (0–14)	... [...–...]	... [...–...]	... [...–...]
AIDS-related deaths (women, 15+)	... [...–...]	... [...–...]	... [...–...]
AIDS-related deaths (men, 15+)	... [...–...]	... [...–...]	... [...–...]
<b>People living with HIV</b>			
People living with HIV (all ages)	... [...–...]	... [...–...]	... [...–...]
People living with HIV (0–14)	... [...–...]	... [...–...]	... [...–...]
People living with HIV (women, 15+)	... [...–...]	... [...–...]	... [...–...]
People living with HIV (men, 15+)	... [...–...]	... [...–...]	... [...–...]
HIV prevalence (15–49)	... [...–...]	... [...–...]	... [...–...]

## LAWS AND POLICIES

Laws criminalizing the transmission of, non-disclosure of or exposure to HIV transmission	Yes
Criminalization of sex work among consenting adults	...
Criminalization of same-sex sexual acts	Laws penalizing same-sex sexual acts have been decriminalized or never existed
Drug use or possession for personal use is an offence	...
Criminalization of transgender people	...
Laws or policies restricting the entry, stay and residence of people living with HIV	No
Parental consent for adolescents to access HIV testing	...
Spousal consent for married women to access sexual and reproductive health services	...
Mandatory HIV testing for marriage, work or residence permits or for certain groups	...

## STIGMA AND DISCRIMINATION

Percentage of women and men aged 15–49 years who report discriminatory attitudes towards people living with HIV

Percentage of people living with HIV denied health services because of their HIV status in the last 12 months

Percentage of people living with HIV who reported a health-care professional told others about their HIV status without their consent

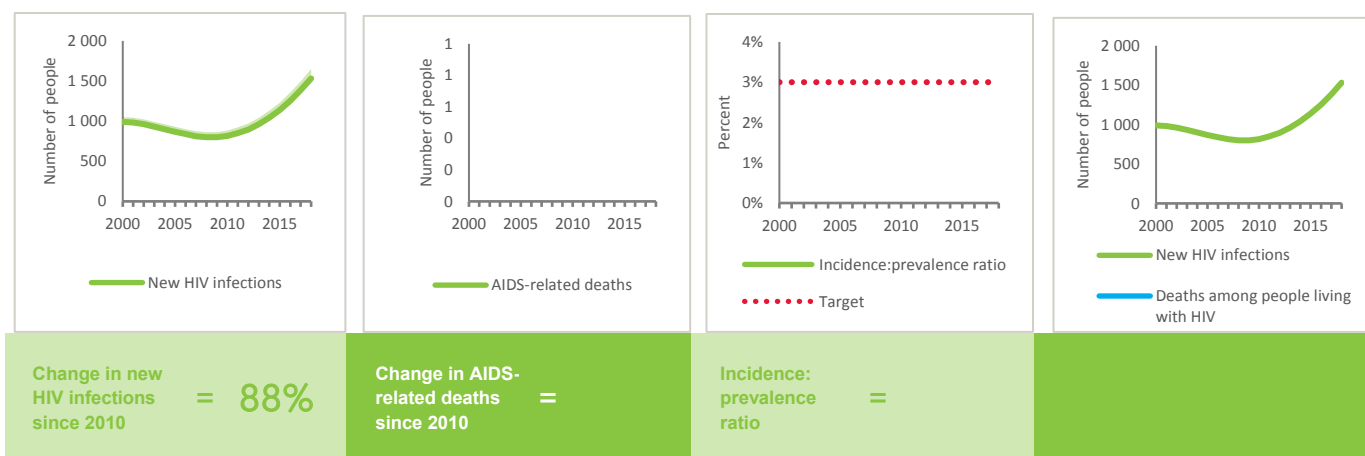
## VIOLENCE

Proportion of ever-married or partnered women aged 15–49 years who experienced physical or sexual violence from a male intimate partner in the past 12 months

## EXPENDITURES

	Financing sources					Total
	Domestic private	Domestic public	International: PEPFAR	International: Global Fund	International: all others	
Last available report: 2014	...	\$83 684 559	...	...	...	\$83 684 559

## EPIDEMIC TRANSITION METRICS



## KEY POPULATIONS

	Sex workers	Gay men and other men who have sex with men	People who inject drugs	Transgender people	Prisoners
Estimated size of population	...	...	...	...	...
HIV prevalence	...	7.2%	54.0%	...	2.5%
Know their HIV status	...	73.5%	97.2%	...	...
Antiretroviral therapy coverage	...	68.3%	46.2%	...	...
Condom use	...	...	...	...	...
Coverage of HIV prevention programmes	...	...	...	...	...
Avoidance of health care because of stigma and discrimination	...	...	...	...	...
Expenditures (0)	...	...	...	...	...

## HIV TESTING AND TREATMENT CASCADE

	People living with HIV who know their status	People living with HIV on treatment	People living with HIV who are virally suppressed
All ages	...% [...-...%]	...% [...-...%]	...% [...-...%]
Children (0–14)	...% [...-...%]	...% [...-...%]	...% [...-...%]
Women (15+)	...% [...-...%]	...% [...-...%]	...% [...-...%]
Men (15+)	...% [...-...%]	...% [...-...%]	...% [...-...%]

## ELIMINATION OF MOTHER-TO-CHILD TRANSMISSION

	2010	2018
Percentage of pregnant women living with HIV accessing antiretroviral medicines	...% [...-...%]	...% [...-...%]
Early infant diagnosis	...% [...-...%]	...% [...-...%]

## HIV COMORBIDITIES

Estimated number of incident tuberculosis cases among people living with HIV (2017)	160 [90–250]
People living with HIV who started TB preventive therapy (2017)	...
Cervical cancer screening of women living with HIV	...
People coinfecting with HIV and hepatitis B virus receiving combined treatment	...
People coinfecting with HIV and hepatitis C virus starting hepatitis C treatment	...

## HIV PREVENTION

Adults aged 15+ years with unsuppressed viral load	...
Knowledge of HIV prevention among young people aged 15–24 years	...
— Women	...
— Men	...
Condom use at last sex with a non-marital, non-cohabiting partner	...
— Women	...
— Men	...
Women aged 15–49 years who have their demand for family planning satisfied by modern methods	...
Men aged 15–49 years who are circumcised	Not applicable
Voluntary medical male circumcisions performed according to national standards	Not applicable
People who received PrEP at least once during the reporting period	...
Harm reduction	...
— Use of sterile injecting equipment at last injection	...
— Needles and syringes distributed per person who injects (2014)	0
— Coverage of opioid substitution therapy (2016)	18%
— Naloxone available (2019)	...
— Safe injection rooms available (2019)	...

## EPIDEMIC ESTIMATES

	2010	2015	2018
<b>New HIV infections</b>			
New HIV infections (all ages)	1500 [1300–1700]	1100 [860–1200]	740 [580–850]
New HIV infections (0–14)	<100 [<100– <100]	<100 [<100– <100]	<100 [<100– <100]
New HIV infections (women, 15+)	<500 [<500– <500]	<500 [<500– <500]	<200 [<200– <200]
New HIV infections (men, 15+)	1100 [890–1300]	810 [600–960]	570 [<500–680]
HIV incidence per 1000 population	0.15 [0.12–0.17]	0.1 [0.08–0.12]	0.07 [0.06–0.08]
<b>AIDS-related deaths</b>			
AIDS-related deaths (all ages)	930 [730–1200]	620 [<500–770]	<500 [<500– <500]
AIDS-related deaths (0–14)	<100 [<100– <100]	<100 [<100– <100]	<100 [<100– <100]
AIDS-related deaths (women, 15+)	<500 [<200– <500]	<200 [<200– <200]	<100 [<100– <200]
AIDS-related deaths (men, 15+)	690 [510–910]	<500 [<500–610]	<500 [<200– <500]
<b>People living with HIV</b>			
People living with HIV (all ages)	40 000 [35 000–45 000]	41 000 [35 000–46 000]	41 000 [36 000–46 000]
People living with HIV (0–14)	<100 [<100– <100]	<100 [<100– <100]	<100 [<100– <100]
People living with HIV (women, 15+)	11 000 [9900–13 000]	12 000 [10 000–13 000]	12 000 [10 000–13 000]
People living with HIV (men, 15+)	29 000 [24 000–33 000]	29 000 [25 000–33 000]	29 000 [25 000–34 000]
HIV prevalence (15–49)	0.6 [0.5–0.6]	0.5 [0.5–0.6]	0.5 [0.4–0.5]

## LAWS AND POLICIES

Laws criminalizing the transmission of, non-disclosure of or exposure to HIV transmission	...
Criminalization of sex work among consenting adults	...
Criminalization of same-sex sexual acts	Laws penalizing same-sex sexual acts have been decriminalized or never existed
Drug use or possession for personal use is an offence	...
Criminalization of transgender people	...
Laws or policies restricting the entry, stay and residence of people living with HIV	No
Parental consent for adolescents to access HIV testing	...
Spousal consent for married women to access sexual and reproductive health services	...
Mandatory HIV testing for marriage, work or residence permits or for certain groups	...

## STIGMA AND DISCRIMINATION

Percentage of women and men aged 15–49 years who report discriminatory attitudes towards people living with HIV	
Percentage of people living with HIV denied health services because of their HIV status in the last 12 months	<b>2013</b> 7.5
Percentage of people living with HIV who reported a health-care professional told others about their HIV status without their consent	<b>2013</b> 11

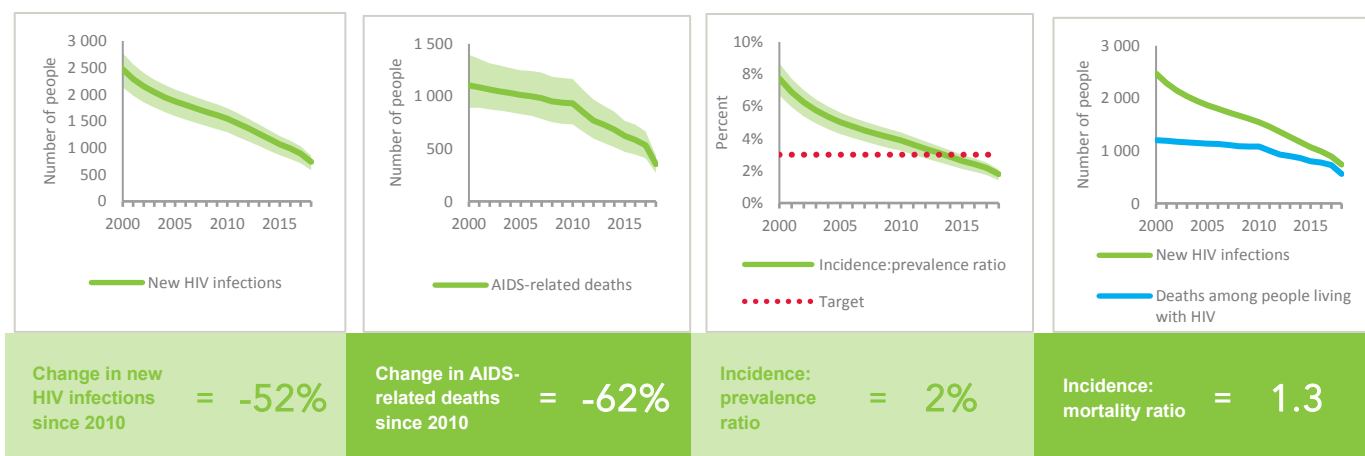
## VIOLENCE

Proportion of ever-married or partnered women aged 15–49 years who experienced physical or sexual violence from a male intimate partner in the past 12 months

## EXPENDITURES

	Financing sources					Total
	Domestic private	Domestic public	International: PEPFAR	International: Global Fund	International: all others	
Last available report: 2013	...	\$274 577 668	...	...	...	\$274 577 668

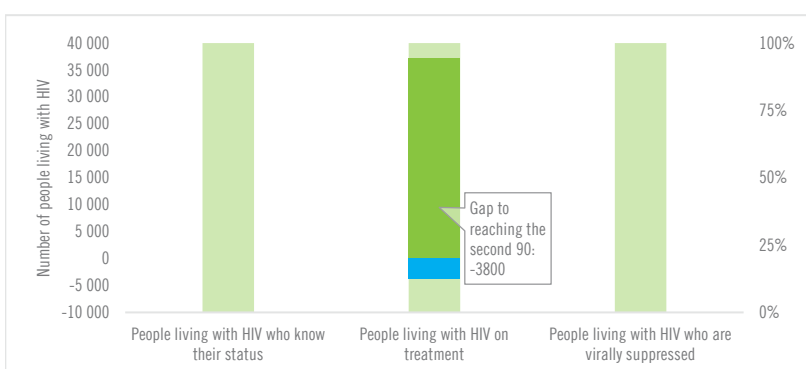
## EPIDEMIC TRANSITION METRICS



## KEY POPULATIONS

	Sex workers	Gay men and other men who have sex with men	People who inject drugs	Transgender people	Prisoners
Estimated size of population	...	...	...	...	...
HIV prevalence	...	5.9%	21.3%	...	...
Know their HIV status	...	90.2%	...	...	...
Antiretroviral therapy coverage	...	...	...	...	...
Condom use	68.2%	50.1%	...	...	...
Coverage of HIV prevention programmes	...	...	...	...	...
Avoidance of health care because of stigma and discrimination	...	...	...	...	...
Expenditures (0)	...	...	...	...	...

## HIV TESTING AND TREATMENT CASCADE



	...	90% [78– >95%] 37 200	...
All ages	...% [...-...%]	90% [78– >95%] 37 200	...% [...-...%]
Children (0–14)	...% [...-...%]	...% [...-...%]	...% [...-...%]
Women (15+)	...% [...-...%]	91% [80– >95%] 10 700	...% [...-...%]
Men (15+)	...% [...-...%]	90% [76– >95%] 26 400	...% [...-...%]

## ELIMINATION OF MOTHER-TO-CHILD TRANSMISSION

	2010	2018
Percentage of pregnant women living with HIV accessing antiretroviral medicines	...% [...-...%]	...% [...-...%]
Early infant diagnosis	...% [...-...%]	...% [...-...%]

## HIV COMORBIDITIES

Estimated number of incident tuberculosis cases among people living with HIV (2017)	250 [210–290]
People living with HIV who started TB preventive therapy (2017)	...
Cervical cancer screening of women living with HIV	...
People coinfecting with HIV and hepatitis B virus receiving combined treatment	...
People coinfecting with HIV and hepatitis C virus starting hepatitis C treatment	...

## HIV PREVENTION

Adults aged 15+ years with unsuppressed viral load	...
Knowledge of HIV prevention among young people aged 15–24 years	...
— Women	...
— Men	...
Condom use at last sex with a non-marital, non-cohabiting partner	...
— Women	...
— Men	...
Women aged 15–49 years who have their demand for family planning satisfied by modern methods	...
Men aged 15–49 years who are circumcised	Not applicable
Voluntary medical male circumcisions performed according to national standards	Not applicable
People who received PrEP at least once during the reporting period	...
Harm reduction	...
— Use of sterile injecting equipment at last injection	...
— Needles and syringes distributed per person who injects (2014)	116
— Coverage of opioid substitution therapy (2015)	60%
— Naloxone available (2019)	...
— Safe injection rooms available (2019)	...

## EPIDEMIC ESTIMATES

	2010	2015	2018
<b>New HIV infections</b>			
New HIV infections (all ages)	850 [720–1000]	810 [680–950]	790 [670–910]
New HIV infections (0–14)	<100 [<100– <100]	<100 [<100– <100]	<100 [<100– <100]
New HIV infections (women, 15+)	<500 [<500– <500]	<500 [<500– <500]	<500 [<500– <500]
New HIV infections (men, 15+)	570 [<500–680]	540 [<500–650]	520 [<500–640]
HIV incidence per 1000 population	0.04 [0.04–0.05]	0.04 [0.03–0.05]	0.04 [0.03–0.05]
<b>AIDS-related deaths</b>			
AIDS-related deaths (all ages)	<200 [<100– <200]	<200 [<100– <200]	<200 [<100– <200]
AIDS-related deaths (0–14)	<100 [<100– <100]	<100 [<100– <100]	<100 [<100– <100]
AIDS-related deaths (women, 15+)	<100 [<100– <100]	<100 [<100– <100]	<100 [<100– <100]
AIDS-related deaths (men, 15+)	<100 [<100– <200]	<100 [<100– <200]	<200 [<100– <200]
<b>People living with HIV</b>			
People living with HIV (all ages)	14 000 [12 000–15 000]	16 000 [15 000–18 000]	18 000 [16 000–20 000]
People living with HIV (0–14)	1100 [1000–1100]	<200 [<200– <200]	<100 [<100– <100]
People living with HIV (women, 15+)	4400 [3900–4800]	5900 [5200–6400]	6500 [5800–7100]
People living with HIV (men, 15+)	8100 [6900–9300]	10 000 [8800–12 000]	11 000 [9800–13 000]
HIV prevalence (15–49)	0.1 [<0.1–0.1]	0.1 [0.1–0.1]	0.1 [0.1–0.2]

## LAWS AND POLICIES

Laws criminalizing the transmission of, non-disclosure of or exposure to HIV transmission	Yes
Criminalization of sex work among consenting adults	...
Criminalization of same-sex sexual acts	Laws penalizing same-sex sexual acts have been decriminalized or never existed
Drug use or possession for personal use is an offence	...
Criminalization of transgender people	...
Laws or policies restricting the entry, stay and residence of people living with HIV	No
Parental consent for adolescents to access HIV testing	...
Spousal consent for married women to access sexual and reproductive health services	...
Mandatory HIV testing for marriage, work or residence permits or for certain groups	...

## STIGMA AND DISCRIMINATION

Percentage of women and men aged 15–49 years who report discriminatory attitudes towards people living with HIV

Percentage of people living with HIV denied health services because of their HIV status in the last 12 months

Percentage of people living with HIV who reported a health-care professional told others about their HIV status without their consent

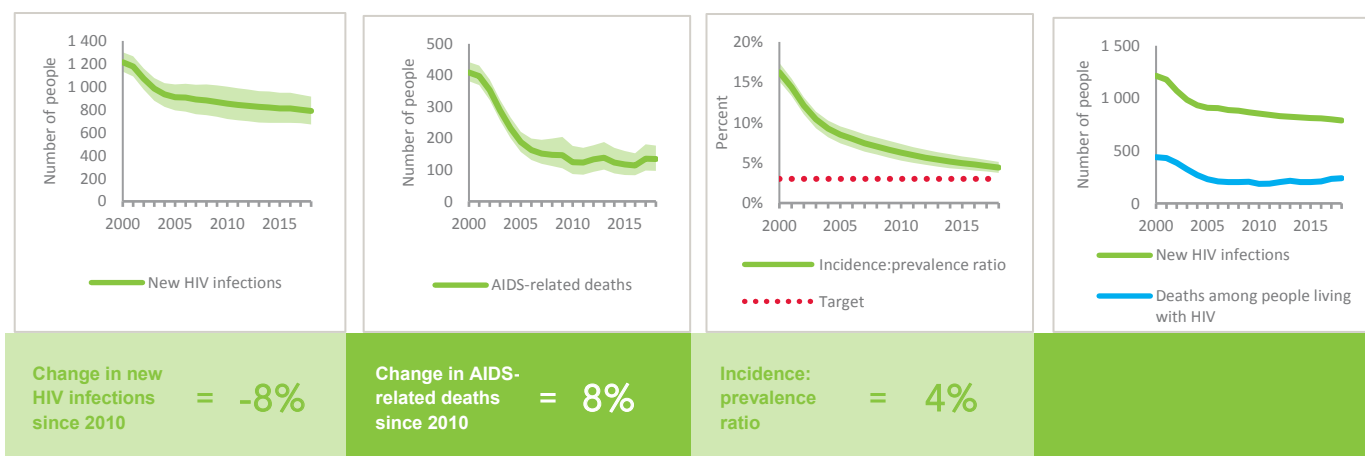
## VIOLENCE

Proportion of ever-married or partnered women aged 15–49 years who experienced physical or sexual violence from a male intimate partner in the past 12 months

## EXPENDITURES

	Financing sources					Total
	Domestic private	Domestic public	International: PEPFAR	International: Global Fund	International: all others	
Last available report: 2017	...	...	...	...	...	\$70 977 789

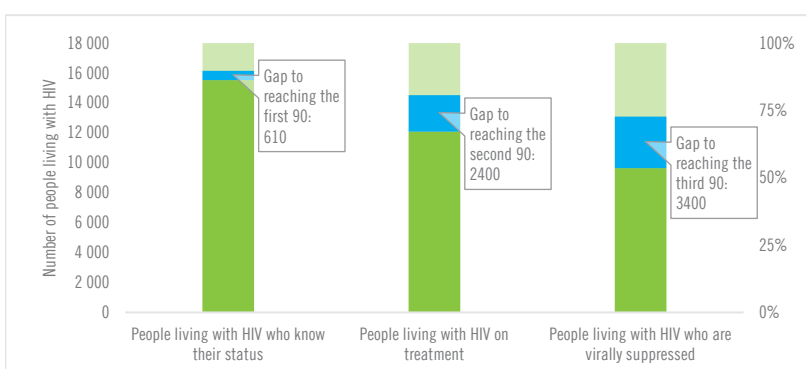
## EPIDEMIC TRANSITION METRICS



## KEY POPULATIONS

	Sex workers	Gay men and other men who have sex with men	People who inject drugs	Transgender people	Prisoners
Estimated size of population	...	...	...	...	...
HIV prevalence	...	18.2%	11.2%	...	1.6%
Know their HIV status	...	...	62.0%	...	...
Antiretroviral therapy coverage	...	...	32.0%	...	66.8%
Condom use	...	56.6%	26.0%	...	...
Coverage of HIV prevention programmes	...	...	...	...	...
Avoidance of health care because of stigma and discrimination	...	...	...	...	...
Expenditures (0)	...	...	...	...	...

## HIV TESTING AND TREATMENT CASCADE



	87% [77–94%]	67% [60–73%] 12 100	54% [48–59%]
All ages			
Children (0–14)	>95% [91– >95%]	>95% [>95– >95%] 170	>95% [>95– >95%]
Women (15+)	>95% [88– >95%]	72% [64–78%] 4700	57% [51–63%]
Men (15+)	80% [68–91%]	64% [55–72%] 7200	51% [44–58%]

## ELIMINATION OF MOTHER-TO-CHILD TRANSMISSION

	2010	2018
Percentage of pregnant women living with HIV accessing antiretroviral medicines	>95% [>95– >95%]	>95% [>95– >95%]
Early infant diagnosis	>95% [>95– >95%]	...% [...–...%]

## HIV COMORBIDITIES

Estimated number of incident tuberculosis cases among people living with HIV (2017)	300 [250–350]
People living with HIV who started TB preventive therapy (2017)	...
Cervical cancer screening of women living with HIV	...
People coinfecting with HIV and hepatitis B virus receiving combined treatment	...
People coinfecting with HIV and hepatitis C virus starting hepatitis C treatment	...

## HIV PREVENTION

Adults aged 15+ years with unsuppressed viral load	<0.1%
Knowledge of HIV prevention among young people aged 15–24 years	
— Women	...
— Men	...
Condom use at last sex with a non-marital, non-cohabiting partner	
— Women	...
— Men	...
Women aged 15–49 years who have their demand for family planning satisfied by modern methods	...
Men aged 15–49 years who are circumcised	Not applicable
Voluntary medical male circumcisions performed according to national standards	Not applicable
People who received PrEP at least once during the reporting period	...
Harm reduction	
— Use of sterile injecting equipment at last injection (2016)	86.2%
— Needles and syringes distributed per person who injects (2016)	75
— Coverage of opioid substitution therapy (2016)	15%
— Naloxone available (2019)	...
— Safe injection rooms available (2019)	...

EPIDEMIC ESTIMATES

	2010	2015	2018
<b>New HIV infections</b>			
New HIV infections (all ages)	<200 [<200- <500]	<200 [<200- <500]	<500 [<100- <500]
New HIV infections (0–14)	... [...-...]	... [...-...]	... [...-...]
New HIV infections (women, 15+)	<100 [<100- <100]	<100 [<100- <100]	<100 [<100- <100]
New HIV infections (men, 15+)	<200 [<200- <200]	<200 [<200- <500]	<200 [<100- <500]
HIV incidence per 1000 population	0.02 [0.02–0.02]	0.02 [0.01–0.03]	0.02 [<0.01–0.04]
<b>AIDS-related deaths</b>			
AIDS-related deaths (all ages)	<100 [<100- <100]	<100 [<100- <100]	<100 [<100- <100]
AIDS-related deaths (0–14)	... [...-...]	... [...-...]	... [...-...]
AIDS-related deaths (women, 15+)	<100 [<100- <100]	<100 [<100- <100]	<100 [<100- <100]
AIDS-related deaths (men, 15+)	<100 [<100- <100]	<100 [<100- <100]	<100 [<100- <100]
<b>People living with HIV</b>			
People living with HIV (all ages)	1800 [1300–2200]	2600 [1900–3100]	3000 [2200–3800]
People living with HIV (0–14)	... [...-...]	... [...-...]	... [...-...]
People living with HIV (women, 15+)	<500 [<500- <500]	<500 [<500–550]	<500 [<500–610]
People living with HIV (men, 15+)	1400 [1000–1700]	2100 [1600–2600]	2600 [1800–3200]
HIV prevalence (15–49)	<0.1 [<0.1– <0.1]	<0.1 [<0.1– <0.1]	<0.1 [<0.1– <0.1]

LAWS AND POLICIES

Laws criminalizing the transmission of, non-disclosure of or exposure to HIV transmission	Yes
Criminalization of sex work among consenting adults	Any criminalization or punitive regulation of sex work
Criminalization of same-sex sexual acts	Laws penalizing same-sex sexual acts have been decriminalized or never existed
Drug use or possession for personal use is an offence	Possession of drugs for personal use or drug use and/or consumption are specified as criminal offences
Criminalization of transgender people	Neither criminalized nor prosecuted
Laws or policies restricting the entry, stay and residence of people living with HIV	No
Parental consent for adolescents to access HIV testing	Yes, for adolescents younger than 16 years
Spousal consent for married women to access sexual and reproductive health services	No
Mandatory HIV testing for marriage, work or residence permits or for certain groups	Yes

STIGMA AND DISCRIMINATION

Percentage of women and men aged 15–49 years who report discriminatory attitudes towards people living with HIV

Percentage of people living with HIV denied health services because of their HIV status in the last 12 months

Percentage of people living with HIV who reported a health-care professional told others about their HIV status without their consent

VIOLENCE

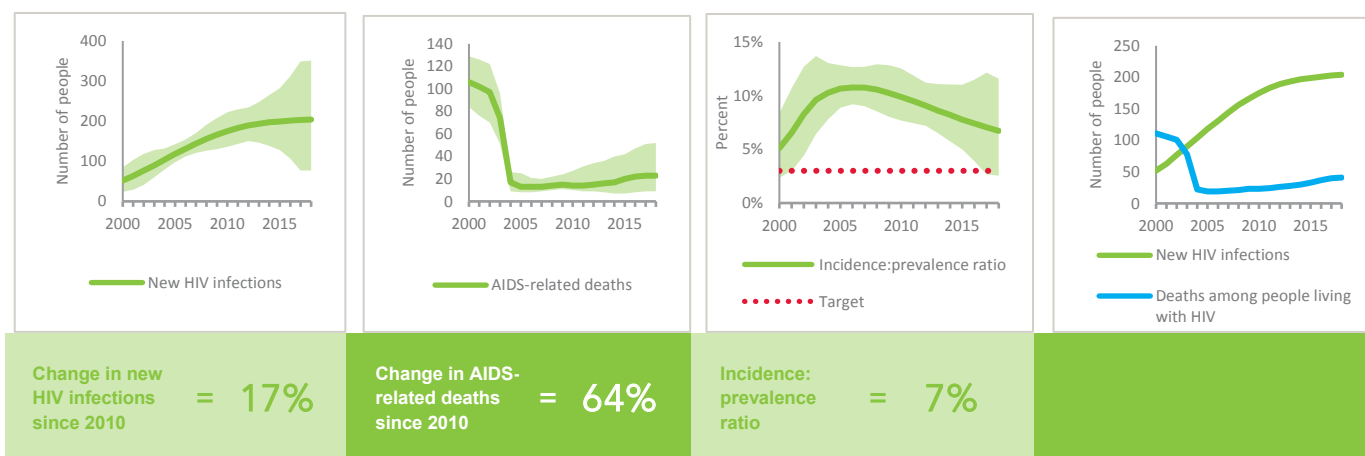
Proportion of ever-married or partnered women aged 15–49 years who experienced physical or sexual violence from a male intimate partner in the past 12 months

EXPENDITURES

	Financing sources					Total
	Domestic private	Domestic public	International: PEPFAR	International: Global Fund	International: all others	
Last available report: 2013	\$595	\$1 468 548	...	\$4 813 976	\$1845	\$16 333 869



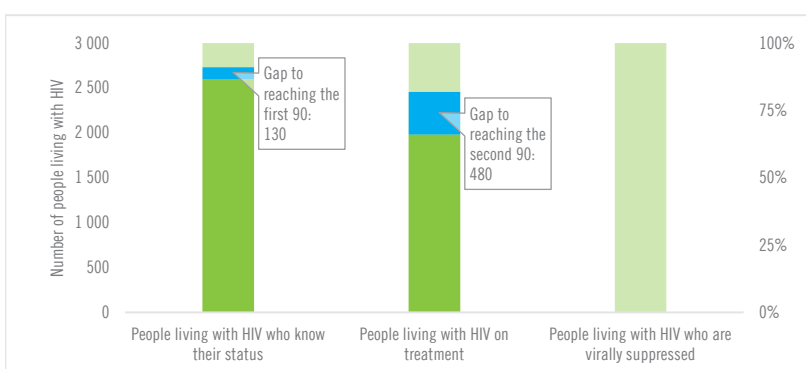
## EPIDEMIC TRANSITION METRICS



## KEY POPULATIONS

	Sex workers	Gay men and other men who have sex with men	People who inject drugs	Transgender people	Prisoners
Estimated size of population	...	...	...	...	...
HIV prevalence	...	...	...	...	...
Know their HIV status	64.2%	53.5%	98.8%	...	...
Antiretroviral therapy coverage	...	...	...	...	...
Condom use	...	...	...	...	...
Coverage of HIV prevention programmes	...	...	...	...	...
Avoidance of health care because of stigma and discrimination	8.4%	19.0%	...	...	...
Expenditures (0)	...	...	...	...	...

## HIV TESTING AND TREATMENT CASCADE



	86% [61– >95%]	65% [47–83%] 2000	...% [...–...%]
All ages			
Children (0–14)	...% [...–...%]	...% [...–...%] ...	...% [...–...%]
Women (15+)	86% [62– >95%]	65% [47–83%] 310	...% [...–...%]
Men (15+)	86% [60– >95%]	65% [46–82%] 1700	...% [...–...%]

## ELIMINATION OF MOTHER-TO-CHILD TRANSMISSION

	2010	2018
Percentage of pregnant women living with HIV accessing antiretroviral medicines	...% [...–...%]	...% [...–...%]
Early infant diagnosis	...% [...–...%]	...% [...–...%]

## HIV COMORBIDITIES

Estimated number of incident tuberculosis cases among people living with HIV (2017)	10 [6–14]
People living with HIV who started TB preventive therapy (2017)	...
Cervical cancer screening of women living with HIV	...
People coinfecting with HIV and hepatitis B virus receiving combined treatment	...
People coinfecting with HIV and hepatitis C virus starting hepatitis C treatment	...

## HIV PREVENTION

Adults aged 15+ years with unsuppressed viral load	...
Knowledge of HIV prevention among young people aged 15–24 years	...
— Women	...
— Men	...
Condom use at last sex with a non-marital, non-cohabiting partner	...
— Women	...
— Men	...
Women aged 15–49 years who have their demand for family planning satisfied by modern methods	...
Men aged 15–49 years who are circumcised	Not applicable
Voluntary medical male circumcisions performed according to national standards	Not applicable
People who received PrEP at least once during the reporting period	...
Harm reduction	
— Use of sterile injecting equipment at last injection	...
— Needles and syringes distributed per person who injects (2018)	2
— Coverage of opioid substitution therapy (2018)	28.3%
— Naloxone available (2019)	No
— Safe injection rooms available (2019)	No

## EPIDEMIC ESTIMATES

	2010	2015	2018
<b>New HIV infections</b>			
New HIV infections (all ages)	<100 [<100– <200]	<200 [<100– <200]	<200 [<100– <500]
New HIV infections (0–14)	... [...–...]	... [...–...]	... [...–...]
New HIV infections (women, 15+)	<100 [<100– <100]	<100 [<100– <100]	<100 [<100– <100]
New HIV infections (men, 15+)	<100 [<100– <100]	<100 [<100– <200]	<200 [<100– <500]
HIV incidence per 1000 population	0.01 [0.01–0.02]	0.02 [0.01–0.04]	0.02 [0.02–0.04]
<b>AIDS-related deaths</b>			
AIDS-related deaths (all ages)	<100 [<100– <100]	<100 [<100– <100]	<100 [<100– <100]
AIDS-related deaths (0–14)	... [...–...]	... [...–...]	... [...–...]
AIDS-related deaths (women, 15+)	<100 [<100– <100]	<100 [<100– <100]	<100 [<100– <100]
AIDS-related deaths (men, 15+)	<100 [<100– <100]	<100 [<100– <100]	<100 [<100– <100]
<b>People living with HIV</b>			
People living with HIV (all ages)	<500 [<500–730]	860 [650–1400]	1200 [910–1900]
People living with HIV (0–14)	... [...–...]	... [...–...]	... [...–...]
People living with HIV (women, 15+)	<100 [<100– <200]	<200 [<200– <500]	<200 [<200– <500]
People living with HIV (men, 15+)	<500 [<500–610]	740 [530–1200]	1000 [750–1600]
HIV prevalence (15–49)	<0.1 [0.1– <0.1]	<0.1 [0.1– <0.1]	<0.1 [0.1– <0.1]

## LAWS AND POLICIES

Laws criminalizing the transmission of, non-disclosure of or exposure to HIV transmission	Yes
Criminalization of sex work among consenting adults	...
Criminalization of same-sex sexual acts	Laws penalizing same-sex sexual acts have been decriminalized or never existed
Drug use or possession for personal use is an offence	...
Criminalization of transgender people	...
Laws or policies restricting the entry, stay and residence of people living with HIV	No
Parental consent for adolescents to access HIV testing	...
Spousal consent for married women to access sexual and reproductive health services	...
Mandatory HIV testing for marriage, work or residence permits or for certain groups	...

## STIGMA AND DISCRIMINATION

Percentage of women and men aged 15–49 years who report discriminatory attitudes towards people living with HIV

Percentage of people living with HIV denied health services because of their HIV status in the last 12 months

Percentage of people living with HIV who reported a health-care professional told others about their HIV status without their consent

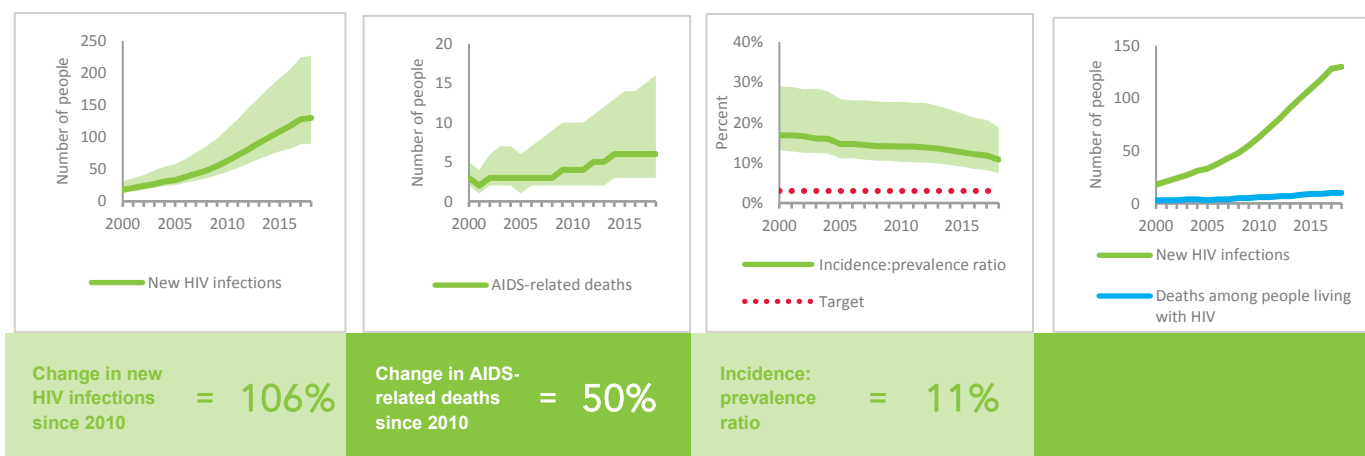
## VIOLENCE

Proportion of ever-married or partnered women aged 15–49 years who experienced physical or sexual violence from a male intimate partner in the past 12 months

## EXPENDITURES

	Financing sources					Total
	Domestic private	Domestic public	International: PEPFAR	International: Global Fund	International: all others	
Last available report:	...	...	...	...	...	...

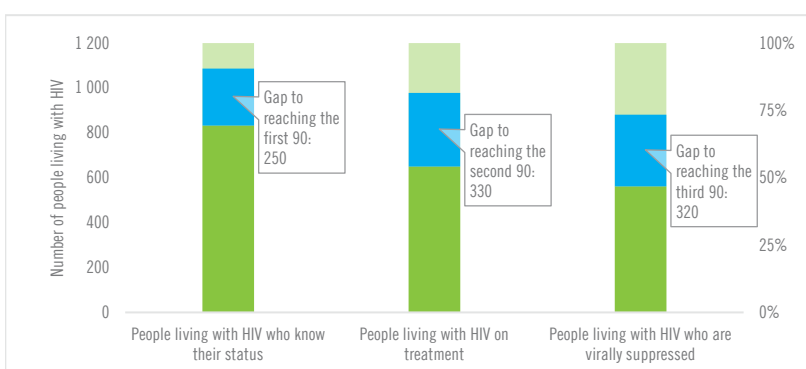
## EPIDEMIC TRANSITION METRICS



## KEY POPULATIONS

	Sex workers	Gay men and other men who have sex with men	People who inject drugs	Transgender people	Prisoners
Estimated size of population	...	...	...	...	...
HIV prevalence	...	...	0.0%	...	...
Know their HIV status	...	...	...	...	...
Antiretroviral therapy coverage	...	...	...	...	...
Condom use	...	...	...	...	...
Coverage of HIV prevention programmes	...	...	...	...	...
Avoidance of health care because of stigma and discrimination	...	...	...	...	...
Expenditures (0)	...	...	...	...	...

## HIV TESTING AND TREATMENT CASCADE



	69% [52- >95%]	54% [40-85%] 650	46% [35-73%]
All ages			
Children (0-14)	...% [...-...%]	...% [...-...%] ...	...% [...-...%]
Women (15+)	51% [40-83%]	48% [37-78%] 80	41% [32-67%]
Men (15+)	72% [52- >95%]	55% [39-87%] 570	47% [34-75%]

## ELIMINATION OF MOTHER-TO-CHILD TRANSMISSION

	2010	2018
Percentage of pregnant women living with HIV accessing antiretroviral medicines	...% [...-...%]	...% [...-...%]
Early infant diagnosis	...% [...-...%]	...% [...-...%]

## HIV COMORBIDITIES

Estimated number of incident tuberculosis cases among people living with HIV (2017)	0 [0-0]
People living with HIV who started TB preventive therapy (2017)	...
Cervical cancer screening of women living with HIV	...
People coinfecting with HIV and hepatitis B virus receiving combined treatment	...
People coinfecting with HIV and hepatitis C virus starting hepatitis C treatment	...

## HIV PREVENTION

Adults aged 15+ years with unsuppressed viral load	<0.1%
Knowledge of HIV prevention among young people aged 15-24 years	
— Women	...
— Men	...
Condom use at last sex with a non-marital, non-cohabiting partner	
— Women	...
— Men	...
Women aged 15-49 years who have their demand for family planning satisfied by modern methods	...
Men aged 15-49 years who are circumcised	Not applicable
Voluntary medical male circumcisions performed according to national standards	Not applicable
People who received PrEP at least once during the reporting period	...
Harm reduction	
— Use of sterile injecting equipment at last injection	...
— Needles and syringes distributed per person who injects (2014)	119
— Coverage of opioid substitution therapy	...
— Naloxone available (2019)	...
— Safe injection rooms available (2019)	...

## EPIDEMIC ESTIMATES

	2010	2015	2018
<b>New HIV infections</b>			
New HIV infections (all ages)	<100 [<100– <100]	<100 [<100– <200]	<100 [<100– <200]
New HIV infections (0–14)	... [...–...]	... [...–...]	... [...–...]
New HIV infections (women, 15+)	<100 [<100– <100]	<100 [<100– <100]	<100 [<100– <100]
New HIV infections (men, 15+)	<100 [<100– <100]	<100 [<100– <100]	<100 [<100– <200]
HIV incidence per 1000 population	... [...–...]	... [...–...]	... [...–...]
<b>AIDS-related deaths</b>			
AIDS-related deaths (all ages)	<100 [<100– <100]	<100 [<100– <100]	<100 [<100– <100]
AIDS-related deaths (0–14)	... [...–...]	... [...–...]	... [...–...]
AIDS-related deaths (women, 15+)	<100 [<100– <100]	<100 [<100– <100]	<100 [<100– <100]
AIDS-related deaths (men, 15+)	<100 [<100– <100]	<100 [<100– <100]	<100 [<100– <100]
<b>People living with HIV</b>			
People living with HIV (all ages)	... [...–...]	... [...–...]	... [...–...]
People living with HIV (0–14)	... [...–...]	... [...–...]	... [...–...]
People living with HIV (women, 15+)	... [...–...]	... [...–...]	... [...–...]
People living with HIV (men, 15+)	... [...–...]	... [...–...]	... [...–...]
HIV prevalence (15–49)	<0.1 [<0.1– <0.1]	<0.1 [<0.1– <0.1]	<0.1 [<0.1– <0.1]

## LAWS AND POLICIES

Laws criminalizing the transmission of, non-disclosure of or exposure to HIV transmission	...
Criminalization of sex work among consenting adults	...
Criminalization of same-sex sexual acts	Laws penalizing same-sex sexual acts have been decriminalized or never existed
Drug use or possession for personal use is an offence	...
Criminalization of transgender people	...
Laws or policies restricting the entry, stay and residence of people living with HIV	No
Parental consent for adolescents to access HIV testing	...
Spousal consent for married women to access sexual and reproductive health services	...
Mandatory HIV testing for marriage, work or residence permits or for certain groups	...

## STIGMA AND DISCRIMINATION

Percentage of women and men aged 15–49 years who report discriminatory attitudes towards people living with HIV

Percentage of people living with HIV denied health services because of their HIV status in the last 12 months

Percentage of people living with HIV who reported a health-care professional told others about their HIV status without their consent

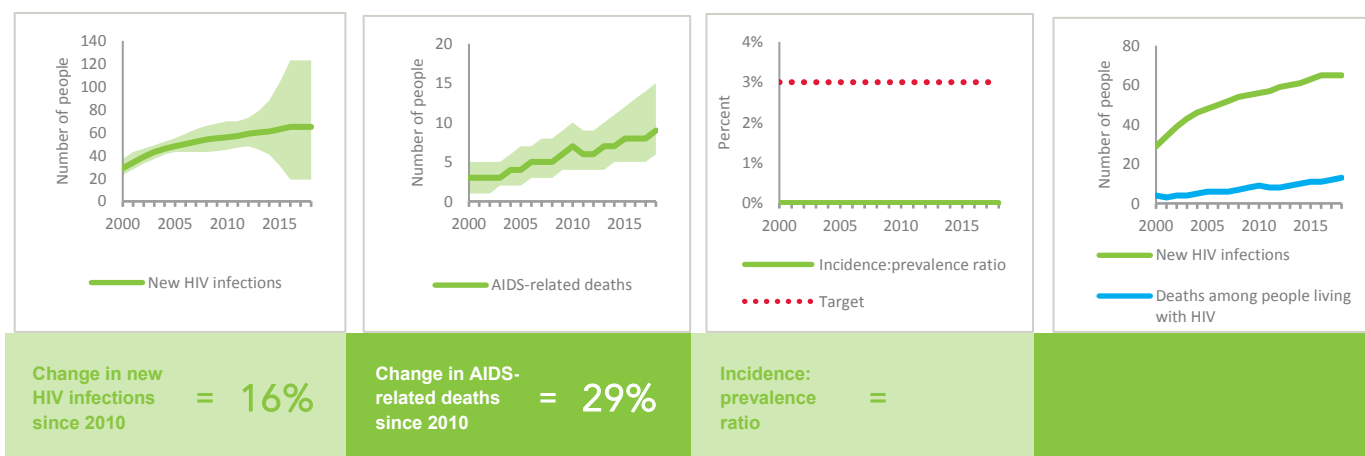
## VIOLENCE

Proportion of ever-married or partnered women aged 15–49 years who experienced physical or sexual violence from a male intimate partner in the past 12 months

## EXPENDITURES

	Financing sources					Total
	Domestic private	Domestic public	International: PEPFAR	International: Global Fund	International: all others	
Last available report:	...	...	...	...	...	...

## EPIDEMIC TRANSITION METRICS



## KEY POPULATIONS

	Sex workers	Gay men and other men who have sex with men	People who inject drugs	Transgender people	Prisoners
Estimated size of population	...	...	...	...	...
HIV prevalence	...	5.8%	...	...	...
Know their HIV status	...	...	...	...	...
Antiretroviral therapy coverage	...	...	...	...	...
Condom use	...	54.0%	...	...	...
Coverage of HIV prevention programmes	...	...	...	...	...
Avoidance of health care because of stigma and discrimination	...	...	...	...	...
Expenditures (0)	...	...	...	...	...

## HIV TESTING AND TREATMENT CASCADE

	People living with HIV who know their status	People living with HIV on treatment	People living with HIV who are virally suppressed
All ages	...% [...-...%]	...% [...-...%]	...% [...-...%]
Children (0-14)	...% [...-...%]	...% [...-...%]	...% [...-...%]
Women (15+)	...% [...-...%]	...% [...-...%]	...% [...-...%]
Men (15+)	...% [...-...%]	...% [...-...%]	...% [...-...%]

## ELIMINATION OF MOTHER-TO-CHILD TRANSMISSION

	2010	2018
Percentage of pregnant women living with HIV accessing antiretroviral medicines	...% [...-...%]	...% [...-...%]
Early infant diagnosis	...% [...-...%]	...% [...-...%]

## HIV COMORBIDITIES

Estimated number of incident tuberculosis cases among people living with HIV (2017)	1 [1-1]
People living with HIV who started TB preventive therapy (2017)	...
Cervical cancer screening of women living with HIV	...
People coinfecting with HIV and hepatitis B virus receiving combined treatment	...
People coinfecting with HIV and hepatitis C virus starting hepatitis C treatment	...

## HIV PREVENTION

Adults aged 15+ years with unsuppressed viral load	...
Knowledge of HIV prevention among young people aged 15-24 years	...
— Women	...
— Men	...
Condom use at last sex with a non-marital, non-cohabiting partner	...
— Women	...
— Men	...
Women aged 15-49 years who have their demand for family planning satisfied by modern methods	...
Men aged 15-49 years who are circumcised	Not applicable
Voluntary medical male circumcisions performed according to national standards	Not applicable
People who received PrEP at least once during the reporting period (2017)	2
Harm reduction	...
— Use of sterile injecting equipment at last injection	...
— Needles and syringes distributed per person who injects (2016)	117
— Coverage of opioid substitution therapy (2016)	17.1%
— Naloxone available (2019)	...
— Safe injection rooms available (2019)	...

## EPIDEMIC ESTIMATES

	2010	2015	2018
<b>New HIV infections</b>			
New HIV infections (all ages)	4700 [4000–5600]	3900 [3100–4800]	3100 [2400–3800]
New HIV infections (0–14)	<100 [<100– <100]	<100 [<100– <100]	<100 [<100– <100]
New HIV infections (women, 15+)	660 [560–750]	550 [<500–650]	<500 [<500–520]
New HIV infections (men, 15+)	4100 [3300–4900]	3300 [2500–4200]	2600 [1900–3300]
HIV incidence per 1000 population	0.1 [0.09–0.12]	0.08 [0.07–0.1]	0.07 [0.05–0.08]
<b>AIDS-related deaths</b>			
AIDS-related deaths (all ages)	1300 [1100–1700]	1200 [910–1500]	...
AIDS-related deaths (0–14)	<100 [<100– <100]	<100 [<100– <100]	...
AIDS-related deaths (women, 15+)	<200 [<200– <500]	<200 [<200– <200]	...
AIDS-related deaths (men, 15+)	1100 [890–1500]	1000 [770–1400]	...
<b>People living with HIV</b>			
People living with HIV (all ages)	140 000 [120 000–150 000]	140 000 [130 000–160 000]	150 000 [130 000–170 000]
People living with HIV (0–14)	<100 [<100– <100]	<100 [<100– <200]	<100 [<100– <200]
People living with HIV (women, 15+)	25 000 [23 000–28 000]	27 000 [24 000–29 000]	27 000 [24 000–30 000]
People living with HIV (men, 15+)	110 000 [96 000–130 000]	120 000 [100 000–140 000]	120 000 [100 000–140 000]
HIV prevalence (15–49)	0.4 [0.3–0.4]	0.4 [0.3–0.4]	0.3 [0.3–0.4]

## LAWS AND POLICIES

Laws criminalizing the transmission of, non-disclosure of or exposure to HIV transmission	...
Criminalization of sex work among consenting adults	...
Criminalization of same-sex sexual acts	Laws penalizing same-sex sexual acts have been decriminalized or never existed
Drug use or possession for personal use is an offence	...
Criminalization of transgender people	...
Laws or policies restricting the entry, stay and residence of people living with HIV	No
Parental consent for adolescents to access HIV testing	...
Spousal consent for married women to access sexual and reproductive health services	...
Mandatory HIV testing for marriage, work or residence permits or for certain groups	...

## STIGMA AND DISCRIMINATION

Percentage of women and men aged 15–49 years who report discriminatory attitudes towards people living with HIV

Percentage of people living with HIV denied health services because of their HIV status in the last 12 months

Percentage of people living with HIV who reported a health-care professional told others about their HIV status without their consent

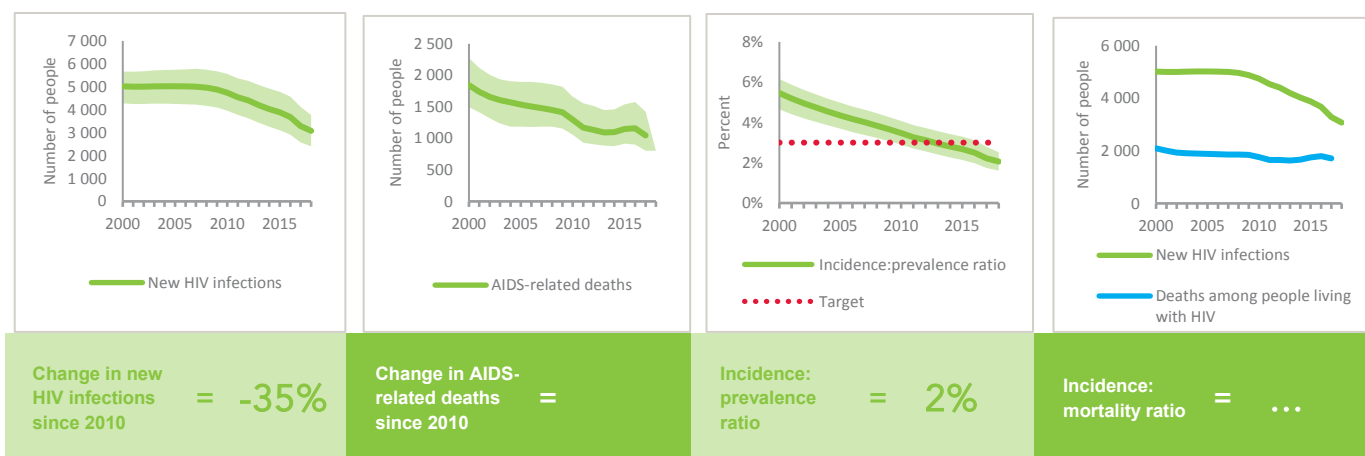
## VIOLENCE

Proportion of ever-married or partnered women aged 15–49 years who experienced physical or sexual violence from a male intimate partner in the past 12 months

## EXPENDITURES

	Financing sources					Total
	Domestic private	Domestic public	International: PEPFAR	International: Global Fund	International: all others	
Last available report: 2013	...	\$918 865 056	...	...	...	\$919 488 342

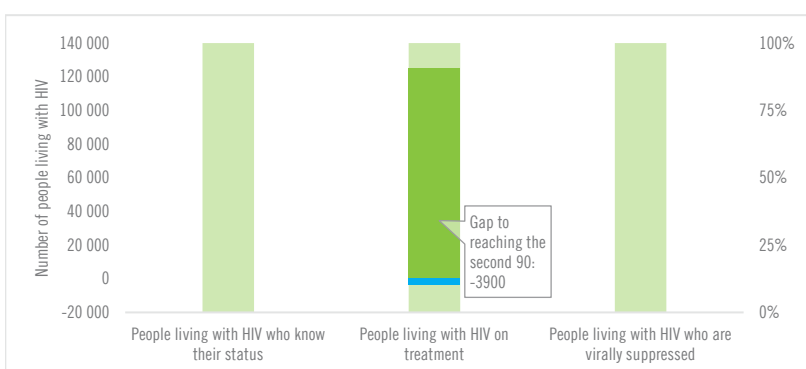
## EPIDEMIC TRANSITION METRICS



## KEY POPULATIONS

	Sex workers	Gay men and other men who have sex with men	People who inject drugs	Transgender people	Prisoners
Estimated size of population	...	...	...	...	...
HIV prevalence	2.0%	11.3%	...	...	5.4%
Know their HIV status	...	83.5%	97.6%	...	...
Antiretroviral therapy coverage	...	76.8%	91.2%	...	...
Condom use	...	...	...	...	...
Coverage of HIV prevention programmes	...	...	...	...	...
Avoidance of health care because of stigma and discrimination	...	...	...	...	...
Expenditures (0)	...	...	...	...	...

## HIV TESTING AND TREATMENT CASCADE



	...	84% [73–94%] 125 000	...
All ages	...% [...-...%]	84% [73–94%] 125 000	...% [...-...%]
Children (0–14)	...% [...-...%]	...	...% [...-...%]
Women (15+)	...% [...-...%]	84% [75–92%] 22 800	...% [...-...%]
Men (15+)	...% [...-...%]	84% [72–>95%] 102 000	...% [...-...%]

## ELIMINATION OF MOTHER-TO-CHILD TRANSMISSION

	2010	2018
Percentage of pregnant women living with HIV accessing antiretroviral medicines	...% [...-...%]	...% [...-...%]
Early infant diagnosis	...% [...-...%]	...% [...-...%]

## HIV COMORBIDITIES

Estimated number of incident tuberculosis cases among people living with HIV (2017)	370 [310–430]
People living with HIV who started TB preventive therapy (2017)	...
Cervical cancer screening of women living with HIV	...
People coinfecting with HIV and hepatitis B virus receiving combined treatment	...
People coinfecting with HIV and hepatitis C virus starting hepatitis C treatment	...

## HIV PREVENTION

Adults aged 15+ years with unsuppressed viral load	...
Knowledge of HIV prevention among young people aged 15–24 years	...
— Women	...
— Men	...
Condom use at last sex with a non-marital, non-cohabiting partner	...
— Women	...
— Men	...
Women aged 15–49 years who have their demand for family planning satisfied by modern methods	...
Men aged 15–49 years who are circumcised	Not applicable
Voluntary medical male circumcisions performed according to national standards	Not applicable
People who received PrEP at least once during the reporting period	...
Harm reduction	...
— Use of sterile injecting equipment at last injection	...
— Needles and syringes distributed per person who injects (2015)	130
— Coverage of opioid substitution therapy (2015)	56%
— Naloxone available (2019)	...
— Safe injection rooms available (2019)	...

## KEY POPULATIONS

	Sex workers	Gay men and other men who have sex with men	People who inject drugs	Transgender people	Prisoners
Estimated size of population	...	...	...	...	...
HIV prevalence	...	2.0%	0.4%	0.1%	...
Know their HIV status	...	...	...	...	...
Antiretroviral therapy coverage	...	...	...	...	...
Condom use	...	...	...	...	...
Coverage of HIV prevention programmes	...	...	...	...	...
Avoidance of health care because of stigma and discrimination	...	...	...	...	...
Expenditures (0)	...	...	...	...	...

## HIV TESTING AND TREATMENT CASCADE



## EXPENDITURES

	Financing sources					Total
	Domestic private	Domestic public	International: PEPFAR	International: Global Fund	International: all others	
Last available report:	...	...	...	...	...	...

## HIV COMORBIDITIES

Estimated number of incident tuberculosis cases among people living with HIV (2017)	24 [14-38]
People living with HIV who started TB preventive therapy (2017)	...
Cervical cancer screening of women living with HIV	...
People coinfectd with HIV and hepatitis B virus receiving combined treatment	...
People coinfectd with HIV and hepatitis C virus starting hepatitis C treatment	...

## HIV PREVENTION

Adults aged 15+ years with unsuppressed viral load	...
Knowledge of HIV prevention among young people aged 15-24 years	...
— Women	...
— Men	...
Condom use at last sex with a non-marital, non-cohabiting partner	...
— Women	...
— Men	...
Women aged 15-49 years who have their demand for family planning satisfied by modern methods	...
Men aged 15-49 years who are circumcised	Not applicable
Voluntary medical male circumcisions performed according to national standards	Not applicable
People who received PrEP at least once during the reporting period	...
Harm reduction	...
— Use of sterile injecting equipment at last injection	...
— Needles and syringes distributed per person who injects	...
— Coverage of opioid substitution therapy	...
— Naloxone available (2019)	...
— Safe injection rooms available (2019)	...

**Note:** HIV epidemiological estimates were not available at the time of publication.



---

## LAWS AND POLICIES

Laws criminalizing the transmission of, non-disclosure of or exposure to HIV transmission ...

---

Criminalization of sex work among consenting adults ...

---

Criminalization of same-sex sexual acts      Laws penalizing same-sex sexual acts have been decriminalized or never existed

---

Drug use or possession for personal use is an offence ...

---

Criminalization of transgender people ...

---

Laws or policies restricting the entry, stay and residence of people living with HIV      No

---

Parental consent for adolescents to access HIV testing ...

---

Spousal consent for married women to access sexual and reproductive health services ...

---

Mandatory HIV testing for marriage, work or residence permits or for certain groups ...

---

## STIGMA AND DISCRIMINATION

Percentage of women and men aged 15–49 years who report discriminatory attitudes towards people living with HIV

---

Percentage of people living with HIV denied health services because of their HIV status in the last 12 months

---

Percentage of people living with HIV who reported a health-care professional told others about their HIV status without their consent

---

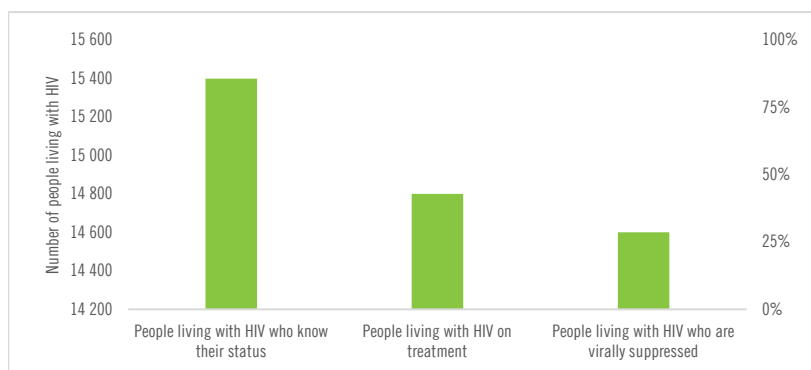
## VIOLENCE

Proportion of ever-married or partnered women aged 15–49 years who experienced physical or sexual violence from a male intimate partner in the past 12 months

### KEY POPULATIONS

	Sex workers	Gay men and other men who have sex with men	People who inject drugs	Transgender people	Prisoners
Estimated size of population	...	...	...	...	...
HIV prevalence	...	15.5%	...	...	...
Know their HIV status	...	91.0%	...	...	...
Antiretroviral therapy coverage	...	87.7%	...	...	...
Condom use	...	76.6%	...	...	...
Coverage of HIV prevention programmes	...	...	...	...	...
Avoidance of health care because of stigma and discrimination	...	...	...	...	...
Expenditures (0)	...	...	...	...	...

### HIV TESTING AND TREATMENT CASCADE



	...% [...-...%]	...% [...-...%] 14 800	...% [...-...%]
All ages	...% [...-...%]	...% [...-...%] 14 800	...% [...-...%]
Children (0–14)	...% [...-...%]	...% [...-...%] ...	...% [...-...%]
Women (15+)	...% [...-...%]	...% [...-...%] ...	...% [...-...%]
Men (15+)	...% [...-...%]	...% [...-...%] ...	...% [...-...%]

### HIV COMORBIDITIES

Estimated number of incident tuberculosis cases among people living with HIV (2017)	55 [32–85]
People living with HIV who started TB preventive therapy (2017)	...
Cervical cancer screening of women living with HIV	...
People coinfectd with HIV and hepatitis B virus receiving combined treatment	...
People coinfectd with HIV and hepatitis C virus starting hepatitis C treatment	...

### HIV PREVENTION

Adults aged 15+ years with unsuppressed viral load	...
Knowledge of HIV prevention among young people aged 15–24 years	...
— Women	...
— Men	...
Condom use at last sex with a non-marital, non-cohabiting partner	...
— Women	...
— Men	...
Women aged 15–49 years who have their demand for family planning satisfied by modern methods	...
Men aged 15–49 years who are circumcised	Not applicable
Voluntary medical male circumcisions performed according to national standards	Not applicable
People who received PrEP at least once during the reporting period	...
Harm reduction	...
— Use of sterile injecting equipment at last injection	...
— Needles and syringes distributed per person who injects	...
— Coverage of opioid substitution therapy (2015)	67.7%
— Naloxone available (2019)	...
— Safe injection rooms available (2019)	...

### EXPENDITURES

	Financing sources					Total
	Domestic private	Domestic public	International: PEPFAR	International: Global Fund	International: all others	
Last available report: 2016	...	\$7 179 990	...	...	...	\$7 179 990

**Note:** HIV epidemiological estimates were not available at the time of publication.

---

## LAWS AND POLICIES

Laws criminalizing the transmission of, non-disclosure of or exposure to HIV transmission ...

---

Criminalization of sex work among consenting adults ...

---

Criminalization of same-sex sexual acts      Laws penalizing same-sex sexual acts have been decriminalized or never existed

---

Drug use or possession for personal use is an offence ...

---

Criminalization of transgender people ...

---

Laws or policies restricting the entry, stay and residence of people living with HIV      No

---

Parental consent for adolescents to access HIV testing ...

---

Spousal consent for married women to access sexual and reproductive health services ...

---

Mandatory HIV testing for marriage, work or residence permits or for certain groups ...

---

## STIGMA AND DISCRIMINATION

Percentage of women and men aged 15–49 years who report discriminatory attitudes towards people living with HIV

---

Percentage of people living with HIV denied health services because of their HIV status in the last 12 months

---

Percentage of people living with HIV who reported a health-care professional told others about their HIV status without their consent

---

## VIOLENCE

Proportion of ever-married or partnered women aged 15–49 years who experienced physical or sexual violence from a male intimate partner in the past 12 months

## EPIDEMIC ESTIMATES

	2010	2015	2018
<b>New HIV infections</b>			
New HIV infections (all ages)	41 000 [38 000–44 000]	39 000 [36 000–42 000]	... [...-...]
New HIV infections (0–14)	... [...-...]	... [...-...]	... [...-...]
New HIV infections (women, 15+)	... [...-...]	... [...-...]	... [...-...]
New HIV infections (men, 15+)	... [...-...]	... [...-...]	... [...-...]
HIV incidence per 1000 population	0.14 [0.12–0.15]	0.12 [0.11–0.13]	... [...-...]
<b>AIDS-related deaths</b>			
AIDS-related deaths (all ages)	... [...-...]	... [...-...]	... [...-...]
AIDS-related deaths (0–14)	... [...-...]	... [...-...]	... [...-...]
AIDS-related deaths (women, 15+)	... [...-...]	... [...-...]	... [...-...]
AIDS-related deaths (men, 15+)	... [...-...]	... [...-...]	... [...-...]
<b>People living with HIV</b>			
People living with HIV (all ages)	990 000 [880 000–1 100 000]	1 100 000 [1 000 000–1 200 000]	... [...-...]
People living with HIV (0–14)	... [...-...]	... [...-...]	... [...-...]
People living with HIV (women, 15+)	... [...-...]	... [...-...]	... [...-...]
People living with HIV (men, 15+)	... [...-...]	... [...-...]	... [...-...]
HIV prevalence (15–49)	0.4 [0.3–0.5]	0.4 [0.3–0.5]	... [...-...]

## LAWS AND POLICIES

Laws criminalizing the transmission of, non-disclosure of or exposure to HIV transmission	Yes
Criminalization of sex work among consenting adults	...
Criminalization of same-sex sexual acts	Laws penalizing same-sex sexual acts have been decriminalized or never existed
Drug use or possession for personal use is an offence	...
Criminalization of transgender people	...
Laws or policies restricting the entry, stay and residence of people living with HIV	No
Parental consent for adolescents to access HIV testing	...
Spousal consent for married women to access sexual and reproductive health services	...
Mandatory HIV testing for marriage, work or residence permits or for certain groups	...

## STIGMA AND DISCRIMINATION

Percentage of women and men aged 15–49 years who report discriminatory attitudes towards people living with HIV

Percentage of people living with HIV denied health services because of their HIV status in the last 12 months

Percentage of people living with HIV who reported a health-care professional told others about their HIV status without their consent

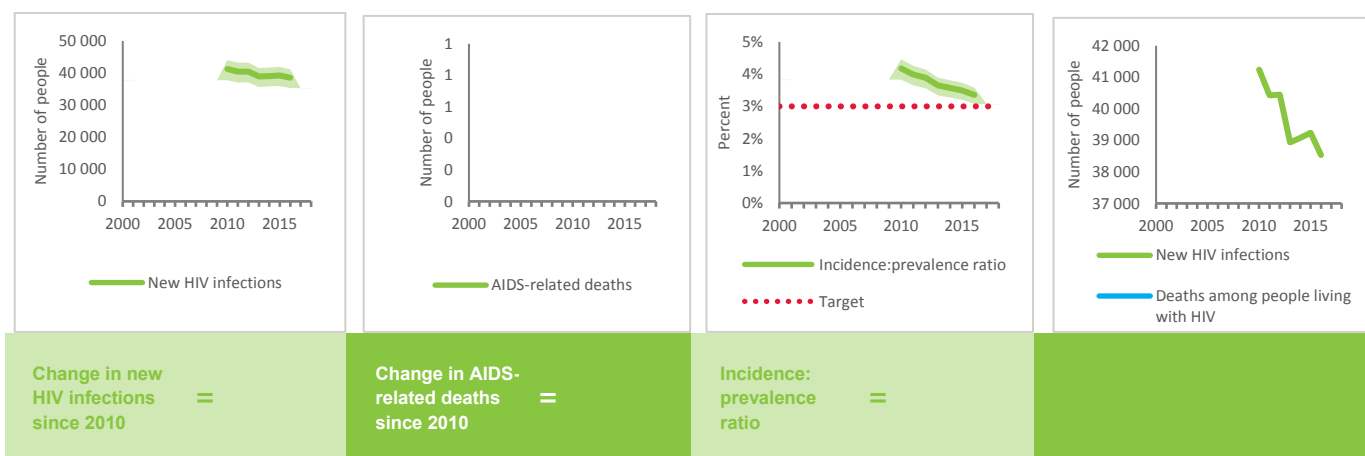
## VIOLENCE

Proportion of ever-married or partnered women aged 15–49 years who experienced physical or sexual violence from a male intimate partner in the past 12 months

## EXPENDITURES

	Financing sources					Total
	Domestic private	Domestic public	International: PEPFAR	International: Global Fund	International: all others	
Last available report:	...	...	...	...	...	...

## EPIDEMIC TRANSITION METRICS



## KEY POPULATIONS

	Sex workers	Gay men and other men who have sex with men	People who inject drugs	Transgender people	Prisoners
Estimated size of population	...	...	...	1 000 000	...
HIV prevalence	...	14.5%	3.6%	13.7%	...
Know their HIV status	...	83.6%	94.0%	...	...
Antiretroviral therapy coverage	...	...	...	...	...
Condom use	...	42.0%	...	...	...
Coverage of HIV prevention programmes	...	...	...	...	...
Avoidance of health care because of stigma and discrimination	...	...	...	...	...
Expenditures (0)	...	...	...	...	...

## HIV TESTING AND TREATMENT CASCADE

	People living with HIV who know their status	People living with HIV on treatment	People living with HIV who are virally suppressed
<b>All ages</b>	...% [...-...%]	...% [...-...%]	...% [...-...%]
<b>Children (0–14)</b>	...% [...-...%]	...% [...-...%]	...% [...-...%]
<b>Women (15+)</b>	...% [...-...%]	...% [...-...%]	...% [...-...%]
<b>Men (15+)</b>	...% [...-...%]	...% [...-...%]	...% [...-...%]

## ELIMINATION OF MOTHER-TO-CHILD TRANSMISSION

	2010	2018
Percentage of pregnant women living with HIV accessing antiretroviral medicines	...% [...-...%]	...% [...-...%]
Early infant diagnosis	...% [...-...%]	...% [...-...%]

## HIV COMORBIDITIES

Estimated number of incident tuberculosis cases among people living with HIV (2017)	550 [470–640]
People living with HIV who started TB preventive therapy (2017)	...
Cervical cancer screening of women living with HIV	...
People coinfectd with HIV and hepatitis B virus receiving combined treatment	...
People coinfectd with HIV and hepatitis C virus starting hepatitis C treatment	...

## HIV PREVENTION

Adults aged 15+ years with unsuppressed viral load	...
Knowledge of HIV prevention among young people aged 15–24 years	...
— Women	...
— Men	...
Condom use at last sex with a non-marital, non-cohabiting partner	...
— Women	...
— Men	...
Women aged 15–49 years who have their demand for family planning satisfied by modern methods	...
Men aged 15–49 years who are circumcised	Not applicable
Voluntary medical male circumcisions performed according to national standards	Not applicable
People who received PrEP at least once during the reporting period (2017)	33 273
Harm reduction	...
— Use of sterile injecting equipment at last injection (2014)	35%
— Needles and syringes distributed per person who injects	...
— Coverage of opioid substitution therapy	...
— Naloxone available (2019)	Yes
— Safe injection rooms available (2019)	...





# ANNEX ON METHODS





# PART I. METHODS FOR DERIVING UNAIDS HIV ESTIMATES

---

## INTRODUCTION

UNAIDS annually provides revised global, regional and country-specific modelled estimates using the best available epidemiological and programmatic data to track the HIV epidemic. Modelled estimates are required because it is impossible to count the exact number of people living with HIV, people who are newly infected with HIV or people who have died from

AIDS-related causes in any country: doing so would require regularly testing every person for HIV and investigating all deaths, which is logistically impossible and ethically problematic. Modelled estimates—and the lower and upper bounds around these estimates—provide a scientifically appropriate way of describing HIV epidemic levels and trends.

## PARTNERSHIPS IN DEVELOPING METHODS FOR UNAIDS ESTIMATES

Country teams use UNAIDS-supported software to develop estimates annually. The country teams are primarily comprised of demographers, epidemiologists, monitoring and evaluation specialists, and technical partners.

The software used to produce the estimates is Spectrum, which is developed by Avenir Health, and the Estimates and Projections Package, which is developed by the East–West Center.<sup>1</sup> The UNAIDS Reference Group on Estimates, Modelling and Projections provides technical guidance on the development of the HIV component of the software.<sup>2</sup>

---

1 More information on Avenir Health can be found at [www.avenirhealth.org](http://www.avenirhealth.org). The East–West Center website can be found at [www.eastwestcenter.org](http://www.eastwestcenter.org).

2 For more on the UNAIDS Reference Group on Estimates, Modelling and Projections, please visit [www.epidem.org](http://www.epidem.org).

## A BRIEF DESCRIPTION OF METHODS USED BY UNAIDS TO CREATE ESTIMATES<sup>3</sup>

For countries where HIV transmission is high enough to sustain an epidemic in the general population, available epidemiological data typically consist of HIV prevalence results from pregnant women attending antenatal clinics and from nationally representative population-based surveys. Many countries have historically conducted HIV sentinel surveillance among women attending antenatal clinics, which requires collecting data from a selection of clinics for a few months every few years. More recently, a number of countries have stopped conducting sentinel surveillance among pregnant women and are now using the data from the routine HIV tests conducted when pregnant women attend antenatal clinics and are tested for HIV. These data avoid the need to conduct a separate surveillance effort, and they provide a complete set of data from all clinics across the country instead of samples from specific sites.

The trends from pregnant women at antenatal clinics, whether done through surveillance or routine data, can be used to inform estimates of national prevalence trends, whereas data from population-based surveys—which are conducted less frequently but have broader geographical coverage and also include men—are more useful for informing estimates of national HIV prevalence levels. Data from these surveys also contribute to estimating age- and sex-specific HIV prevalence and incidence levels and trends. For a few countries in sub-Saharan Africa that have not conducted population-based surveys, HIV prevalence levels are adjusted based on comparisons of antenatal clinic surveillance and population-based survey data from other countries in the region. HIV prevalence trends and numbers of people on antiretroviral therapy are then used to derive an estimate of HIV incidence trends.

Historically, countries with high HIV transmission have produced separate HIV prevalence and incidence trends for rural and urban areas when there are well-established geographical differences in prevalence. To better describe and account for further geographical heterogeneity, an increasing number of countries have produced subnational estimates (e.g., at the level of the province or state) that, in some cases, also account for rural and urban differences. These subnational or

rural–urban estimates and trends are then aggregated to obtain national estimates.

In the remaining countries, where HIV transmission occurs largely among key populations at higher risk of HIV and the epidemic can be described as low-level, the estimates are derived from either surveillance among key populations and the general, low-risk population, or from HIV case reporting data, depending on which data are most reliable in a particular country. In countries with high-quality HIV surveillance data among the key populations, the data from repeated HIV prevalence studies that are focused on key populations are used to derive national estimates and trends. Estimates of the size of key populations are increasingly derived empirically in each country; when studies are not available, they are derived based on regional values and consensus among experts. Other data sources—including HIV case reporting data, population-based surveys and surveillance among pregnant women—are used to estimate the HIV prevalence in the general, low-risk population. The HIV prevalence curves and numbers of people on antiretroviral therapy are then used to derive national HIV incidence trends.

For most countries in western and central Europe and North America—and many countries in Latin America, the Caribbean, and the Middle East and North Africa that have insufficient HIV surveillance or survey data, but that have robust disease reporting systems—HIV case reporting and AIDS-related mortality data from vital registration systems are directly used to inform trends and levels in national HIV prevalence and incidence. These methods also allow countries to take into account evidence of underreporting or reporting delays in HIV case report data, as well as the misclassification of deaths from AIDS-related causes.

In all countries where UNAIDS supports the development of estimates, assumptions about the effectiveness of HIV programme scale-up and patterns of HIV transmission and disease progression are used to obtain the following age- and sex-specific estimates of people living with HIV, people newly infected with HIV, people dying from AIDS-related illness and other important indicators (including treatment programme coverage statistics). These assumptions are based on

<sup>3</sup> A full description of the methods used for the 2019 estimates is available in the July 2019 supplement of the journal AIDS.

systematic literature reviews and analyses of raw study data by scientific experts. Demographic population data, including fertility estimates, are derived from the United Nations Population Division's World Population Prospects 2017 data files.

Selected inputs into the model—including the number of people on antiretroviral therapy and the number of women accessing services for the prevention of mother-to-child transmission of HIV by type of regimen—are reviewed and validated in partnership with the United Nations Children's Fund (UNICEF), the World Health Organization (WHO), the Government of the United States of America, the Global Fund to Fight AIDS, Tuberculosis and Malaria, and other partners.

Final country-submitted files containing the modelled outputs are reviewed at UNAIDS to ensure that the results are comparable across regions and countries and over time.

In 2019, sub-national estimates were created and used by more than 25 countries for internal planning purposes. The methods for producing robust sub-national estimates varies by country and depends primarily on the availability of sub-national data. Four methods were used (Mathematical modelling, Model-based geo-statistics, small area estimation and direct estimates from prevalence surveys) to derive the sub-national estimates. The methods to generate robust sub-national estimates are still being refined.

## UNCERTAINTY BOUNDS AROUND UNAIDS ESTIMATES

The estimation software calculates uncertainty bounds around each estimate. These bounds define the range within which the true value lies (if it can be measured). Narrow bounds indicate that an estimate is precise, while wide bounds indicate greater uncertainty regarding the estimate.

In countries using HIV surveillance data, the quantity and source of the data available partly determine the precision of the estimates: countries with more HIV surveillance data have smaller ranges than countries with less surveillance data or smaller sample sizes. Countries in which a national population-based survey has been conducted generally have smaller ranges around estimates than countries where such surveys have not been conducted. Countries producing subnational estimates at the provincial level have wider ranges. In countries using HIV case reporting and AIDS-related mortality data, the number of years of data and the magnitude of the cases reported or AIDS-related

deaths observed will contribute to determining the precision of the estimate.

The assumptions required to arrive at the estimate also contribute to the extent of the ranges around the estimates: in brief, the more assumptions, the wider the uncertainty range, since each assumption introduces additional uncertainties. For example, the ranges around the estimates of adult HIV prevalence are smaller than those around the estimates of HIV incidence among children, which require additional data on prevalence among pregnant women and the probability of mother-to-child HIV transmission that have their own additional uncertainty.

UNAIDS is confident that the actual numbers of people living with HIV, people who are newly infected with HIV or people who have died from AIDS-related causes lie within the reported ranges. Over time, more and better data from countries will steadily reduce uncertainty.

## IMPROVEMENTS INCLUDED IN THE 2019 UNAIDS ESTIMATES MODEL

Country teams create new Spectrum files every year. The files may differ from one year to the next for two reasons. First, new surveillance and programme data are entered into the model; this can change HIV prevalence and incidence trends over time or antiretroviral therapy coverage rates, including for past years. Second, improvements are incorporated into the model based on the latest available science and statistical methods, which leads to the creation of more accurate trends in

HIV incidence. Due to these improvements to the model and the addition of new data to create the estimates, the results from previous years cannot be compared with the results from this year. A full historical set of estimates are created each year, however, enabling a description of trends over time.

Between the 2018 estimates and the 2019 estimates, the following changes were applied to the model

under the guidance of the UNAIDS Reference Group on Estimates, Modelling and Projections and based on the latest scientific evidence.

### **New incidence estimation model for generalized epidemics**

In 2019, a new model (R-hybrid) was introduced that uses an improved function to estimate the rate of HIV infection during different phases of the HIV epidemic. For estimating infections early in the epidemic, when data were relatively sparse, the new model has a simple structure that follows the consistent pattern across countries of exponential growth, peak and decline. For more recent years the model has more flexibility to follow the increased amount of data to shape the trends in new infections. This new model improves the fit to existing prevalence data, especially for recent routine testing data from antenatal clinics.

The previous incidence estimation model used in generalized epidemics assumed HIV prevalence stabilized at the last observed value. The impact of adopting the R-hybrid model will be minimal in countries with substantial historical surveillance data and recent surveys, but in countries with few data points early in the epidemic or in recent years, the R-hybrid model should improve the fit to available data.

### **Mortality among people not receiving treatment**

Assumptions of the risk of mortality among people not receiving treatment were reduced based on high quality vital registration data where fewer AIDS-related deaths among the untreated HIV positive adults were recorded than predicted by Spectrum.

The impact of this change is lower mortality rates among people not receiving treatment and fewer AIDS-related deaths overall.

### **Mortality among people receiving antiretroviral therapy**

Previously, the model assumed that mortality rates following antiretroviral therapy initiation are constant over time, conditional on age, sex, baseline CD4 count and duration on treatment. However, recent studies have shown that these rates have declined over time,

even after controlling for temporal changes in baseline CD4 count and treatment duration. A temporal reduction in mortality was included in the model as estimated from the leDEA cohort data.

leDEA data were also reanalysed for Latin America, North America, and Asia and the Pacific with improved assumptions about mortality among those lost to follow-up. This resulted in substantially lower mortality rates than previously estimated. In countries with high-quality mortality data, on- and off-treatment mortality were adjusted to match AIDS-related deaths. An option to specify allocation of treatment disproportionately to either those with low CD4 counts or according to eligibility criteria was introduced to better match the low number of AIDS-related mortality data observed in western and central Europe.

### **Fertility among women living with HIV**

The 2019 Spectrum model included updated parameters about the fertility of women living with HIV who were not receiving antiretroviral therapy. The new parameters led to higher fertility among women living with HIV early in the epidemic, before treatment was provided to HIV-positive pregnant women. This adjustment increased historical estimates of children living with HIV.

In the 2019 model, HIV prevalence data from routine testing among pregnant women at antenatal clinics were used to calibrate the estimated births to women living with HIV. This increased the estimates in some countries and decreased the values in others. There is still some work to be done to ensure the country programme data used for this calibration are robust.

### **Breastfeeding among women living with HIV**

New analysis of survey data done in early 2019 found that women who were living with HIV before widespread HIV testing and treatment had shorter breastfeeding duration. The model previously assumed that women who did not know their HIV status had similar breastfeeding patterns as women who were HIV-negative.

In 2019, eight high-burden countries in eastern southern Africa with household surveys from the early 2000s adjusted the breastfeeding duration among

undiagnosed women living with HIV to reflect the new analysis. The impact of this change is reduced mother-to-child transmission during breastfeeding.

### Probability of mother-to-child transmission

Analysis conducted for the UNAIDS Reference Group on Estimates, Modelling and Projections found minor updated transmission probabilities based on the latest published literature about the impact of different antiretroviral regimens on mother-to-child transmission. This had minimal impact on the child HIV estimates.

### Updated age at initiation of antiretroviral therapy for children

The average age of children starting antiretroviral therapy has changed over the years as children are diagnosed earlier. Data from the IeDEA and CIPHER networks provide data on the average age of children starting antiretroviral therapy in multiple regions around the world. These data are available for each calendar year from 2002 through 2016. The most recent update of these data suggested an increase in the proportion of children under two years of age starting on treatment and a small reduction to the proportion of children older than 10 years of age starting on treatment. This has a small impact on both the number of children living with HIV and on AIDS-related deaths among children.

### Retention on treatment of pregnant women

Many countries do not have robust data available on the retention of women on treatment during pregnancy. An analysis conducted for the UNAIDS Reference Group on Estimates, Modelling and Projections suggested that at the time of delivery, only 80% of women were retained on treatment. This estimate was used as a default value for women already on treatment before the pregnancy and for those women who started treatment during the pregnancy. Most of the high-burden countries in eastern and southern Africa updated this assumption to reflect available data. Previously, the default assumption was that 75% of women were retained on treatment at delivery before the pregnancy.

### Changes to case surveillance and vital registration model

The age range of requested model inputs of new diagnoses, CD4 count at diagnosis and AIDS-related mortality was changed from all ages to 15 years and older. It was recommended that AIDS-related death estimates (adjusted for incomplete reporting and misclassification) rather than raw AIDS-related deaths from the vital registration system be used in the fitting process. A new function was added to estimate new diagnosis based on age, sex and year. Also, a new r-logistic fitting approach was added. Complementing this new model is another function that provides the user with the ability to determine which model best fits the inputs.

### Surveillance data entered into the model

In 2018, Nigeria conducted a large household survey to improve the precision of the estimate of HIV prevalence in the country. The Nigeria AIDS Indicator and Impact Survey (NAIIS) found lower HIV prevalence than previous household surveys. The new survey estimates were included in the Nigeria Spectrum models and previous survey data were removed, resulting in a shift in HIV prevalence to a lower level over the full history of the epidemic. This change also shifted the estimated prevalence in western and central Africa to slightly lower levels.

At the global level, trends in new HIV infections, AIDS-related deaths and people living with HIV are similar to previous estimates, although there are shifts within regions. The number of AIDS-related deaths has shifted downward in all regions due to changes in the models. New HIV infections are slightly flatter than estimated in 2018 in Asia and the Pacific and in eastern Europe and central Asia. Lower estimates of people living with HIV in western and central Africa were offset by higher estimates in Asia and the Pacific.

More detailed information on revisions to the 2019 model and Spectrum generally can be found at [www.epidem.org](http://www.epidem.org).

## PUBLICATION OF COUNTRY-SPECIFIC ESTIMATES

UNAIDS aims to publish estimates for all countries with populations of 250 000 or more (according to the United Nations Population Division 2017 World Population Prospects). For the countries with populations of 250 000 or more that did not submit estimates, UNAIDS developed estimates using the Spectrum software based on published or otherwise available information. These estimates contributed to regional and global totals but were not published as country-specific estimates.

In countries with low-level epidemics, the number of pregnant women living with HIV is difficult to estimate. Many women living with HIV in these countries are sex workers or people who use drugs—or they are the sexual partners of people who use drugs or gay men and other men who have sex with men—making them likely to have different fertility levels than the general population. UNAIDS does not present estimates of mother-to-child HIV transmission, including estimates related to children in some countries that have concentrated epidemics, unless adequate data are available to validate these estimates. UNAIDS also does not publish estimates related to children for countries where the estimated number of pregnant women living with HIV is less than 50.

With regard to reporting incidence trends, if there are not enough historical data to state with confidence whether a decline in incidence has occurred, UNAIDS will only publish data for the most recent year. This is done to prevent users from making inaccurate inferences about trends. Specifically, incidence trends are not published if there are fewer than four data points for the key population or if there have been no data for the past four years for countries using repeated survey or routine testing data. Trends prior to 2000 are not published for countries using case surveillance models if there are no early case surveillance or mortality data available.

Finally, UNAIDS does not publish country estimates when further data or analyses are needed to produce justifiable estimates. More information on the UNAIDS estimates and the individual Spectrum files for most countries can be found in the UNAIDS website. Data from the estimates can be found in the AIDSinfo section of the UNAIDS website (<http://aidsinfo.unaids.org>). ■

# PART 2.

# METHODS FOR

# DERIVING THE

# 90–90–90 TARGETS

## INTRODUCTION

Since 2015, UNAIDS has reported estimates of global, regional and country-specific progress against the 90–90–90 targets. Progress toward these targets is monitored using three basic indicators:

- ▶ Indicator 1 (the first 90): The percentage of people living with HIV who know their HIV status.
- ▶ Indicator 2 (the second 90): The percentage of people living with HIV who know their status and are accessing treatment.

- ▶ Indicator 3 (the third 90): The percentage of people living with HIV on treatment who have suppressed viral loads.

Indicators 2 and 3 can also be expressed as a percentage of all people living with HIV. When numbers or coverage of the treatment target are expressed relative to the total number of people living with HIV, this is called “the HIV testing and treatment cascade.”—therapy Annual estimates of antiretroviral therapy coverage among people living with HIV are available from the time when treatment was first introduced in countries.

## DATA SOURCES FOR CONSTRUCTING COUNTRY MEASURES

Country-level progress against the 90–90–90 targets was constructed using reported data from Spectrum, the Global AIDS Monitoring tool and (for selected countries in western and central Europe) the Dublin Declaration monitoring process. Estimates are published for all people and separately, by sex, for children (0 to 14 years) and for adults (15 years and older). Upper and lower ranges of uncertainty for country-level estimates were calculated from the range of estimated numbers of people living with HIV. This range may not fully capture uncertainty in the reported estimates.

A description of the target-related indicators that countries report against is provided in the UNAIDS 2019 Global AIDS Monitoring guidelines (1). Data sources are also briefly described. A summary of the number of countries that are publicly reporting on each measure is provided in Table 18.1, organized by region.

The final set of country measures of progress against the 90–90–90 targets for 2015 through 2018 are available at <http://aidsinfo.unaids.org>. Not all countries were able to report against all three prongs of the 90–90–90 targets: complete treatment cascades are published for 60 countries in 2018, up from 23 in 2015.

## Estimates of people living with HIV

All progress measures in this report are based on UNAIDS global, regional and country-specific modelled estimates from Spectrum of the numbers of people living with HIV. Estimates of people living with HIV in 2018 were available for 170 of 193 countries and territories and published for 137. Estimates of people living with HIV are developed for all countries with populations above 250 000.

More details about how UNAIDS derives estimates and uncertainty bounds around the number of people living with HIV can be found in Part 1 of this annex. Published country estimates of people living with HIV (available <http://aidsinfo.unaids.org>) represent 79% of the total global estimated number of people living with HIV in 2018.

## Knowledge of HIV status among people living with HIV

Estimates of the number of people living with HIV who know their status were derived using the most recent HIV surveillance, programme data and nationally representative population-based survey data, and from modelled 2018 estimates for 102 countries. Where data were available separately for children (aged 0–14 years) and adults (aged 15 years and older, by sex), the age- and sex-specific measures were first calculated and then aggregated to produce a national measure.

For 74 countries in 2018—primarily outside of eastern and southern Africa and western and central Africa—the number of people living with HIV who knew their HIV status is based on HIV surveillance case notification data, programme registers or modelled estimates derived from case surveillance data. If the estimate from these sources was lower than the number of people accessing antiretroviral therapy, the reported value was excluded. For countries using HIV surveillance or programme data, a country should have included this measure only if the HIV surveillance system had been functioning since at least 2013 and people who have died, emigrated or who otherwise have been lost to follow-up are removed.

Although HIV surveillance systems, including those based on programme registers, can be a reasonably robust source of data to estimate the number of people living with HIV who know their status, biases in the reported numbers may still exist. For example, a country's measure of the knowledge of status may be underestimated if not all people diagnosed are reported to the surveillance system in a timely manner;

the measure also may be overestimated if people are reported to the system or included on a register more than once and these duplicates are not detected. Similarly, if people die or emigrate but are not removed from the system, the number of people living with HIV who are reported to know their HIV status also will be overstated.

For 28 countries in eastern and southern Africa and western and central Africa, estimates of the numbers of people living with HIV who knew their status were derived using a new UNAIDS-supported mathematical model called the First 90 model. This model uses population-based survey and HIV testing service program data—together with country-specific HIV epidemic parameters from the standard UNAIDS Spectrum model—to produce outputs of knowledge of HIV status for adults, by sex. More details on the modelling approach are available in a forthcoming article (currently in press) (2).

Knowledge of HIV status from the First 90 model for eastern and southern Africa and western and central Africa has a number of strengths compared with UNAIDS' previously recommended approach to estimating knowledge of status relying on population survey data and programme treatment coverage data. Most importantly, the new model differentiates in the population survey data those who are aware of their HIV status and those who likely seroconverted after their last HIV-negative test based on national incidence trends. This approach constrains the upper bound of the proportion of people living with HIV ever tested in the survey who likely knew their HIV status at the time of the survey, thus producing a more accurate estimate of the first 90. Results of the proportion of people who know their HIV status from the model are also available by sex, assuming male-to-female testing ratios have remained relatively constant over time. Estimates of knowledge of status by sex for adults are also available since 2010.

An important model limitation, similar to the previously recommended approach, is that caution should be used in interpreting results when the last population-based survey was conducted more than five years ago or if there are concerns about the accuracy of self-reported testing history in the survey. Model results also are only for those aged 15 years and older. UNAIDS continues to recommend that countries conservatively estimate knowledge of status among children as the proportion of children living with HIV on treatment (unless other information from case surveillance data are available). Additional strengths and limitations of the model are described in the forthcoming article referenced earlier in this section.



## People accessing antiretroviral therapy

Global and regional measures of antiretroviral therapy numbers are abstracted from country-reported programme data through the UNAIDS-supported Spectrum software, the Global AIDS Monitoring reporting tool, and the Dublin Declaration reporting process. In 2018, 143 countries had publicly available estimates of the number of people on treatment, representing 85% of all people on treatment. For the small number of countries where reported numbers of people on treatment are not available in selected years—primarily in western and central Europe and North America, and in China, India and the Russian Federation—estimates of the number of people on treatment are developed either in consultation with the public health agency responsible for monitoring the national treatment programme or based on published sources.

In partnership with UNICEF, WHO, the Government of the United States, the Global Fund and other partners that support treatment service delivery in countries, UNAIDS annually reviews and validates treatment numbers reported by countries through Global AIDS Monitoring and Spectrum. UNAIDS staff also provide technical assistance and training to country public health and clinical officers to ensure the quality of the treatment data reported. Nevertheless, this measure may overestimate the number of people on treatment if people who transfer from one facility to another are reported by both facilities. Similarly, coverage may be overestimated if people who have died, disengaged from care or emigrated are not identified and removed from treatment registries. Treatment numbers also may be underestimated if not all clinics report the numbers on treatment completely or in a timely manner.

In 2016, UNAIDS completed a triangulation of data to verify the UNAIDS global estimate of people accessing antiretroviral therapy at the end of 2015. Since early 2017, UNAIDS and other international partners have supported more than 15 countries, primarily in sub-Saharan Africa, to verify that the number of people reported to be currently on treatment is accurate. For more details about how confident UNAIDS is in reported treatment numbers, please see *How many people living with HIV access treatment?*<sup>4</sup>

## People who have achieved viral suppression

Progress towards the viral suppression target among people on treatment and as a proportion of all people living with HIV was derived from data reported in Spectrum and through the online Global AIDS Monitoring reporting tool and the Dublin Declaration reporting process. For the purposes of reporting, the threshold for suppression is a viral load of less than 1000 copies per ml, although some countries may set lower thresholds or require persons to achieve an undetectable viral load. This guidance also specifies only a person's last test result from the reporting year be submitted, so the reported number suppressed among those tested should represent people and not tests performed.

UNAIDS 2019 Global AIDS Monitoring guidelines were revised from those of 2018 to clarify that countries should report viral load suppression outcomes, regardless of testing coverage. However, viral load testing results will only be published in countries where access to testing is for all or nearly all (>90%) people on treatment or nationally representative (typically 50–90% testing coverage). Table 1 shows the increase in the number of countries able to report on viral load suppression compared to previous years. In 2015, only 26 countries had reliable estimates; in 2018, there were 76 countries with reported data.

For countries with nationally representative but not universally accessible access to treatment, the estimate of viral suppression among those tested (i.e., the third 90) was multiplied by the number of people on treatment to obtain overall viral suppression levels in the country. Countries where testing coverage was 90% or higher reported only the number suppressed among all people on treatment.

A number of challenges exist in using country-reported data to monitor the viral load suppression target. First, routine viral load testing may not be offered at all treatment facilities, and those facilities that do offer it may not be representative of the care available at facilities without viral load testing. By assuming that the percentage of people suppressed among those accessing viral load testing is representative of all people on treatment countries that do not have complete access to testing, the measure may be overestimated or underestimated (depending on the characteristics of the reporting clinics).

4 The document is available at <http://www.unaids.org/en/resources/documents/2016/how-many-people-living-with-HIV-access-treatment>.

**TABLE 18.1** Data availability for constructing UNAIDS measures of progress against the 90–90–90 treatment targets

		Asia and the Pacific	Caribbean	Eastern Europe and central Asia	Eastern and southern Africa	Latin America	Middle East and North Africa	Western and central Africa	Western and central Europe and North America	Global
Number of countries		38	16	16	21	17	20	25	40	193
Number of countries in UNAIDS global estimates		28	10	16	20	17	19	24	36	170
Number of countries with publicly available data on estimates of people living with HIV	2015	20	9	12	20	16	15	24	23	139
	2016	20	9	12	20	16	15	24	24	140
	2017	20	9	12	20	16	15	24	23	139
	2018	20	9	12	20	16	15	24	21	137
Number of countries with publicly available data on knowledge of HIV status	2015	8	6	7	20	6	6	18	9	80
	2016	9	6	8	20	8	6	18	18	93
	2017	12	7	9	20	8	6	18	18	98
	2018	15	6	12	20	9	9	18	13	102
Number of countries with publicly available data on treatment	2015	20	9	13	20	16	15	24	21	138
	2016	20	9	13	20	16	15	24	23	140
	2017	21	9	13	20	16	15	24	24	142
	2018	22	9	14	20	16	17	24	21	143
Number of countries with publicly available data on people with suppressed viral load	2015	5	0	5	3	4	4	1	4	26
	2016	5	2	5	8	7	4	1	13	45
	2017	7	4	8	7	8	6	3	12	55
	2018	9	7	11	13	11	9	6	10	76

Source: UNAIDS special analysis, 2019.

Another challenge in measuring the accuracy of viral load suppression estimates is that UNAIDS guidance requests routine (i.e., annual) viral load testing results only for people who are on treatment and eligible for testing. If people newly initiated on treatment achieve viral suppression but have not yet been offered viral load testing, they will be incorrectly counted as not suppressed, and the resulting viral suppression estimate will be understated. UNAIDS also requests countries to only report results from routine viral load testing: if countries report test results primarily

performed because of suspected treatment failure, the number of people virally suppressed in these countries will be underestimated. UNAIDS validates country submissions for quality, but it is not always possible to identify cases where both routine and other types of testing are occurring. Finally, UNAIDS guidance recommends reporting viral load test results only for people on antiretroviral therapy; persons who are not on treatment and naturally suppress the virus will not be included in this measure.

## METHODS FOR CONSTRUCTION THE 90–90–90 TREATMENT TARGET AT THE REGIONAL AND GLOBAL LEVELS

All programme data submitted to UNAIDS were validated by UNAIDS and its partners prior to publication. Country-submitted data that did not meet the required validation checks for quality either at the indicator level or across the treatment cascade were not included in the composite regional or global measures.

To estimate regional and global progress against the 90–90–90 targets, UNAIDS imputed missing country data for the first and third 90 targets using a Bayesian hierarchical model with uncertainty based on regional trends, sex differences and country-specific data for those countries reporting data for some but not all years. Additional details on the modelling approach are available in a forthcoming article (4). The proportion of data on knowledge of status and viral load suppression that was imputed by region from 2015 to 2018 are shown in Table 18.2.

Due to large differences in the proportion of people virally suppressed in western and central Europe and the United States for the years in which data were available, sub-regional estimates for North America and western and central Europe were separately calculated and then combined to estimate the western and central Europe and North America regional results at large. Upper and lower ranges of uncertainty around the global and regional estimates of the HIV testing and treatment cascade are provided that reflect uncertainty in the number of people living with HIV and uncertainty (from missing country data) in the number of people who know their HIV status and the number of people who are virally suppressed. Based on reports from data quality reviews prior to 2017, uncertainty from possible overreporting or underreporting of treatment numbers of 0.88 and 1.04 for the lower and upper bounds, respectively, was added to the bounds of treatment

coverage among people living with HIV and the second and third 90s. Upper and lower ranges of uncertainty for the 90s do not capture uncertainty in the reported or missing programme data on the numbers of people who know their HIV status or the number of people on treatment who are virally suppressed.

As in previous years, results of global and regional progress towards the 90–90–90 treatment target presented in this report supersede all previously published estimates. The new approach to modelling the global and regional estimates of the first and third 90s builds on the previous UNAIDS approach, which was to calculate missing -data for countries using the ratio of knowledge of status and treatment for the first 90 and the ratio of the number of people suppressed among those on treatment in the region for countries where data were available. One of the benefits of the new approach is that it can use reported data when they are available to estimate trends in and across the region. Also, it is now possible to measure progress separately among adults by sex.

As with the previous approach, one primary drawback to the model is that it is difficult to quantify the extent to which progress in countries that reported data to UNAIDS is similar to that of countries without data in the region. This is particularly true for viral load suppression estimates, where reported data in some regions—especially in 2015 and 2016—are limited. For example, no countries in the Caribbean in 2015 were able to meet the threshold coverage of 50% testing coverage for reporting estimates of viral load suppression. In Asia and the Pacific, national-level estimates of viral load suppression are not available in any year for India and prior to 2018 for China. As access to viral load testing improves over time, the accuracy of the estimates of the third 90 will improve. ■

**TABLE 18.2** Proportion of imputed data used to estimate the regional and global measures of the percentage of people living with HIV who know their HIV status and the percentage of people living with HIV on treatment who are virally suppressed

	Estimates of people living with HIV where knowledge of status is imputed (%)				People living with HIV on treatment where viral suppression is imputed (%)			
	2015	2016	2017	2018	2015	2016	2017	2018
Asia and the Pacific	12	8	10	51	83	84	85	56
Caribbean	7	5	5	18	100	96	63	51
Eastern Europe and central Asia	65	69	68	5	77	76	75	4
Eastern and southern Africa	0	0	0	0	58	33	46	21
Latin America	24	21	20	22	33	29	28	28
Middle East and North Africa	21	25	19	28	63	63	46	37
Western and central Africa	2	2	0	2	99	99	98	47
Western and central Europe and North America	29	4	82	95	33	6	87	98
Global	8	6	10	15	62	46	60	35

Source: UNAIDS special analysis, 2019.

# PART 3.

# DATA ON KEY POPULATIONS

## DISTRIBUTION OF NEW HIV INFECTIONS BY SUBPOPULATION

The distribution of new HIV infections among subpopulations globally and by region was estimated based on data for 177 countries using five data sources.

For countries that model their HIV epidemic based on data from subpopulations, including key populations, the numbers of new infections were extracted from Spectrum 2019 files. This source provided data for sex workers from 59 countries, for people who inject drugs from 37 countries, for gay men and other men who have sex with men from 61 countries, and for transgender people from 19 countries (all of which were located in Latin America, the Caribbean and Asia and the Pacific). Additionally, 22 countries (mostly from Asia and the Pacific) had data from clients of sex workers.

The second source was mode of transmission studies conducted in countries between 2006 and 2012. The proportions of new infections estimated for each subpopulation, calculated by modes of transmission analyses, were multiplied by the number of total new gender-specific adult infections (among those aged 15–49 years) to derive an estimated number of new infections by subpopulation. This source provided data for sex workers from 18 countries, for people who inject drugs from 25 countries, and for gay men and other men who have sex with men from 22 countries.

New HIV infections for European countries with neither of the aforementioned data sources were derived from the European Centre for Disease Prevention and

Control (ECDC) and WHO Regional Office for Europe HIV/AIDS surveillance in Europe 2017–2018 data (4). The proportions of new diagnoses for each region in Europe (western, central and eastern) were applied to UNAIDS estimates of new infections in each country for people who inject drugs, gay men and other men who have sex with men, and transgender people. Data for sex workers were not available from the ECDC report. New HIV infections in China, India, the Russian Federation and the United States were taken from the most recent available national reports of new diagnoses.

New HIV infections among countries without a direct data source were calculated from regional benchmarks. The benchmarks were set by the median proportion of new infections in the specific subpopulation in all available countries in the same region. The majority of these countries were located in sub-Saharan Africa. There were 112 countries that used benchmark values for the sex work estimate, 92 countries for the people who inject drugs estimate, 69 countries for the gay men and other men who have sex with men estimate, and 82 countries for the transgender people estimate.

The calculated proportions of infections for each key population include the sex partners of members of key populations. New infections among sex partners of key populations were estimated using the number of sex partners and transmission probabilities from the literature.

## QUALITY OF POPULATION SIZE ESTIMATES


The regional sections of this report include tables on the estimated size of key populations. These data are based on values reported through Global AIDS Monitoring in 2018. A comprehensive review of the data was conducted during this reporting round and therefore estimates should not be compared with data presented in previous UNAIDS' reports. As a result of this process, the estimates reported can be categorized as follows:

- ▶ “National population size estimate” refers to estimates that are empirically derived using one of the following methods: multiplier, capture-recapture, mapping/enumeration, network scale up method (NSUM) or population-based survey, or respondent driven sampling–successive sampling (RDS-SS). Estimates had to be national or a combination of multiple sites with a clear approach to extrapolating to a national estimate.
- ▶ “Local population size estimate” refers to estimates that are empirically derived using one of the before mentioned methods but only for a subnational group of sites that are insufficient for national extrapolation.
- ▶ “Insufficient data” refers either to estimates derived from: expert opinions, Delphi, wisdom of crowds, programmatic results or registry, regional benchmarks or unknown methods or estimates derived prior to 2010. Estimates may or may not be national. ■

---

## REFERENCES

1. Global AIDS monitoring 2019: indicators for monitoring the 2016 United Nations Political Declaration on HIV and AIDS. Geneva: UNAIDS; 2017 ([https://www.unaids.org/sites/default/files/media\\_asset/global-aids-monitoring\\_en.pdf](https://www.unaids.org/sites/default/files/media_asset/global-aids-monitoring_en.pdf), accessed 7 July 2019).
2. Maheu-Giroux M, Marsh K, Doyle C, Godin A, Delauney CL, Johnson LF et al. National HIV testing and diagnosis coverage in sub-Saharan Africa: a new modeling tool for estimating the “first 90” from program and survey data. AIDS. 2019. [in press]
3. Johnston LG, Sabin ML, Prybylski D, Sabin K, McFarland W, Baral S et al. Policy and practice: the importance of assessing self-reported HIV status in bio-behavioural surveys. Bull World Health Organ. 2016;94:605-12.
4. HIV infection and AIDS. Annual epidemiological report for 2017. Stockholm: European Centre for Disease Prevention and Control (ECDC); 2019 ([https://ecdc.europa.eu/sites/portal/files/documents/AER\\_for\\_2017-hiv-infection-aids\\_1.pdf](https://ecdc.europa.eu/sites/portal/files/documents/AER_for_2017-hiv-infection-aids_1.pdf), accessed 7 July 2019).









**Copyright: © 2019**

Joint United Nations Programme on HIV/AIDS (UNAIDS)

All rights reserved.

The designations employed and the presentation of the material in this publication do not imply the expression of any opinion whatsoever on the part of UNAIDS concerning the legal status of any country, territory, city or area or of its authorities, or concerning the delimitation of its frontiers or boundaries. UNAIDS does not warrant that the information published in this publication is complete and correct and shall not be liable for any damages incurred as a result of its use.

UNAIDS/JC2959E



**UNAIDS**  
**Joint United Nations**  
**Programme on HIV/AIDS**

20 Avenue Appia  
1211 Geneva 27  
Switzerland

+41 22 791 3666

[unaids.org](http://unaids.org)